

## BANK WISE NUMBER OF BRANCHES, DEPOSITIS &amp; ADVANCES AS ON 30.09.19

(Rs.in lac)

Sl.No	Name of the Bank	Rural	Semi-urban	Urban	Metro	Total br	Deposits	Advances	CD ratio %
1	Allahabad Bank	4	4	10	22	40	170439.00	630147.00	369.72%
2	Andhra Bank	180	160	70	210	620	6272424.86	5964815.79	95.10%
3	Bank Of Baroda	31	38	28	105	202	1511258.23	2224414.54	147.19%
4	Bank of India	5	13	11	37	66	556339.00	1870089.00	336.14%
5	Bank of Maharashtra	6	0	6	15	27	171753.05	349958.62	203.76%
6	Canara Bank	48	43	21	78	190	1357049.00	2401295.00	176.95%
7	Central Bank of India	19	22	11	43	95	436323.35	898755.98	205.98%
8	Corporation Bank	19	23	14	28	84	431099.82	926400.00	214.89%
9	Indian Bank	27	24	18	50	119	708817.51	1037163.69	146.32%
10	Indian Overseas Bank	26	24	17	49	116	837623.70	1392365.02	166.23%
11	Oriental Bank of Commerce	1	6	7	35	49	530942.96	1142220.42	215.13%
12	Punjab National Bank	12	19	7	41	79	543127.91	1355304.36	249.54%
13	Punjab & Sind Bank	1	0	1	6	8	61429.87	322936.80	525.70%
14	Syndicate Bank	57	25	16	87	185	1002326.78	642253.38	64.08%
15	UCO Bank	3	6	7	22	38	128657.00	471846.00	366.75%
16	Union Bank Of India	21	16	9	32	78	647155.83	1072691.50	165.75%
17	United Bank of India	0	1	6	13	20	34797.56	153389.06	440.80%
18	State Bank of India	381	287	136	336	1140	15136806.00	11472531.00	75.79%
	<b>PUBLIC SECTOR BANKS TOTAL</b>	<b>841</b>	<b>711</b>	<b>395</b>	<b>1209</b>	<b>3156</b>	<b>30538371.42</b>	<b>34328577.16</b>	<b>112.41%</b>
19	Axis Bank	4	31	19	93	147	2214117.80	2596350.87	117.26%
20	Bhandhan Bank	0	6	0	13	19	64238.78	31750.76	49.43%
21	CSB Bank	0	0	0	3	3	3132.00	12466.25	398.03%
22	City Union Bank	0	7	9	15	31	115674.65	191647.06	165.68%
23	DCB Bank	6	7	5	9	27	155809.06	157486.48	101.08%
24	Dhanalaxmi Bank	0	0	2	4	6	18841.54	16485.42	87.50%
25	Equitas Bank	0	0	7	8	15	23148.00	20974.00	90.61%
26	Federal Bank	0	0	1	15	16	125211.47	217165.42	173.44%
27	HDFC Bank	26	54	22	117	219	4353954.32	4626124.55	106.25%
28	ICICI Bank	47	35	19	114	215	3300582.19	3199763.30	96.95%
29	IDBI Bank	4	7	9	22	42	661515.82	621303.50	93.92%
30	Indusind Bank	2	26	10	35	73	560320.34	929858.42	165.95%
31	Jammu & Kashmir Bank	0	0	3	0	3	5637.00	37018.00	656.70%
32	Karnataka Bank	0	0	6	18	24	127133.52	234879.62	184.75%
33	Karur Vysya Bank	2	20	11	26	59	510033.00	395977.00	77.64%
34	KBSLAB	1	11	1	1	14	9354.97	8050.57	86.06%
35	Laxmi Vilas Bank	6	12	12	22	52	174647.02	138309.29	79.19%
36	RBL Bank	0	0	0	9	9	235586.00	208267.00	88.40%
37	South Indian Bank	19	4	3	14	40	159018.00	294558.00	185.24%
38	Kotak Mahindra Bank	15	12	15	42	84	1205394.92	907508.21	75.29%
39	Yes Bank	0	2	1	16	19	674311.00	1143830.00	169.63%
40	Tamilnadu Mer. Bank	0	0	2	6	8	57837.23	60952.06	105.39%
	<b>PRIVATE SECTOR BANKS TOTAL</b>	<b>132</b>	<b>234</b>	<b>157</b>	<b>602</b>	<b>1125</b>	<b>14755498.64</b>	<b>16050725.78</b>	<b>108.78%</b>
	<b>COMMERCIAL BANKS TOTAL</b>	<b>973</b>	<b>945</b>	<b>552</b>	<b>1811</b>	<b>4281</b>	<b>45293870.07</b>	<b>50379302.93</b>	<b>111.23%</b>
41	TS Co-op Apex Bank	187	93	62	49	391	853229.92	913833.31	107.10%
42	A P Mahesh Co-op Bank	0	0	3	35	38	235177.40	130811.21	55.62%
	<b>Co-OPERATIVE BANKS TOTAL</b>	<b>187</b>	<b>93</b>	<b>65</b>	<b>84</b>	<b>429</b>	<b>1088407.32</b>	<b>1044644.52</b>	<b>95.98%</b>
43	APGVB	311	139	37	6	493	994465.00	1268217.06	127.53%
44	Telangana Grameena Bank	307	68	33	13	421	774047.21	770961.69	99.60%
	<b>REGIONAL RURAL BANKS TOTAL</b>	<b>618</b>	<b>207</b>	<b>70</b>	<b>19</b>	<b>914</b>	<b>1768512.21</b>	<b>2039178.75</b>	<b>115.30%</b>
45	APSFC	0	0	12	0	12	0.00	120891.84	#DIV/0!
	<b>OTHERS TOTAL</b>	<b>0</b>	<b>0</b>	<b>12</b>	<b>0</b>	<b>12</b>	<b>0.00</b>	<b>120891.84</b>	<b>0.00%</b>
	<b>GRAND TOTAL</b>	<b>1778</b>	<b>1245</b>	<b>699</b>	<b>1914</b>	<b>5636</b>	<b>48150789.60</b>	<b>53584018.04</b>	<b>111.28%</b>

## ANNEXURE 2

## DISTRICTS WISE NUMBER OF BRANCHES AS ON 30.09.19

(Rs. In lac)

Sl.No	Name of the District	Rural	Semi-urban	Urban	Metro	Total brs	Deposits	Advances	CD Ratio %
1	Adilabad	43	21	35	0	99	286951.65	413393.08	144.06%
2	Bhadradri	61	79	1	0	141	752269.86	448397.26	59.61%
3	Hyderabad	3	6	18	1083	1110	25121499.52	32406818.12	129.00%
4	Jagtial	68	30	17	1	116	379717.25	309154.07	81.42%
5	Jangaon	30	20	1	0	51	119471.12	213277.55	178.52%
6	Jayashankar	22	15	1	0	38	106922.56	107965.45	100.98%
7	Jogulamba	24	28	0	0	52	114497.95	181688.98	158.68%
8	Kamareddy	80	43	3	0	126	258957.52	368409.71	142.27%
9	Karimnagar	71	36	90	0	197	894484.55	758133.72	84.76%
10	Khammam	86	51	77	0	214	692975.94	911650.94	131.56%
11	Komarambhim	30	10	3	0	43	186464.40	133600.42	71.65%
12	Mahabubabad	23	37	0	0	60	135741.96	215928.09	159.07%
13	Mahabubnagar	53	24	54	0	131	372925.72	538795.04	144.48%
14	Mancherial	42	53	9	0	104	469029.36	322620.47	68.78%
15	Medak	56	39	1	0	96	167549.10	493110.68	294.31%
16	Medchal	59	74	15	400	548	5720169.10	3274299.28	57.24%
17	Mulugu	27	6	0	0	33	64301.68	76788.59	119.42%
18	Nagarkurnool	44	31	5	0	80	169968.25	304490.79	179.15%
19	Nalgonda	114	52	67	0	233	541890.07	880662.06	162.52%
20	Narayanpet	66	29	6	0	101	100134.93	160419.99	160.20%
21	Nirmal	37	32	4	0	73	210430.34	285285.32	135.57%
22	Nizamabad	123	50	64	0	237	750788.11	861440.17	114.74%
23	Peddapalli	57	36	23	42	158	1586356.58	466154.91	29.39%
24	Rajanna	25	25	1	6	57	223512.38	184366.14	82.49%
25	Rangareddy	129	74	13	355	571	5038535.11	5328871.06	105.76%
26	Sangareddy	84	103	3	26	216	976789.44	964113.60	98.70%
27	Siddipet	75	59	4	0	138	376045.48	408345.28	108.59%
28	Suryapet	63	53	27	0	143	311861.93	548653.14	175.93%
29	Vikarabad	42	33	1	0	76	186721.62	287235.52	153.83%
30	Wanaparthy	23	27	5	0	55	178319.51	253177.56	141.98%
31	Warangal Rural	43	20	5	0	68	151905.08	220379.90	145.08%
32	Warangal	24	6	139	1	170	1282057.08	981025.27	76.52%
33	Yadadri	51	43	7	0	101	221544.46	275365.87	124.29%
	<b>Total</b>	<b>1778</b>	<b>1245</b>	<b>699</b>	<b>1914</b>	<b>5636</b>	<b>48150789.60</b>	<b>53584018.03</b>	<b>111.28%</b>

## BANK-WISE PRIORITY SECTOR ADVANCES (AGRICULTURE, MICRO, SMALL &amp; OTHER PRIORITY SECTOR ADVANCES) AS ON 30.09.19


(Rs. In lac)

Sl.No	Name of the Bank	ADVANCES	Total Agri. Advances		Micro, Small, Medium Enterprises Advances	Others under Priority Sector Advances	Export Credit	Total Priority Sector Advances	
			Amount	% to Total Advances				Amount	% to Total Advances
1	Allahabad Bank	630147.00	9351.00	1.48	38197.00	36888.00	0.00	84436.00	13.40
2	Andhra Bank	5964815.79	956127.14	16.03	849851.24	267357.05	0.00	2073335.43	34.76
3	Bank Of Baroda	2224414.54	174518.82	7.85	163643.20	656286.73	0.00	994448.75	44.71
4	Bank of India	1870089.00	43371.84	2.32	145922.92	67838.35	49.90	257183.01	13.75
5	Bank of Maharashtra	349958.62	60115.99	17.18	51248.14	21694.22	278.00	133336.35	38.10
6	Canara Bank	2401295.00	347204.39	14.46	292828.00	68172.61	0.00	708205.00	29.49
7	Central Bank of India	898755.98	79577.01	8.85	63867.41	36258.02	0.00	179702.43	19.99
8	Corporation Bank	926400.00	66150.20	7.14	68803.47	43246.32	0.00	178199.99	19.24
9	Indian Bank	1037163.69	154589.43	14.91	87965.38	82155.59	0.00	324710.40	31.31
10	Indian Overseas Bank	1392365.02	206439.32	14.83	117528.18	77002.24	0.00	400969.74	28.80
11	Oriental Bank of Commerce	1142220.42	9098.98	0.80	64326.99	24853.07	0.00	98279.04	8.60
12	Punjab National Bank	1355304.36	44512.40	3.28	75437.13	34926.33	192.63	155068.49	11.44
13	Punjab & Sind Bank	322936.80	71.14	0.02	2962.45	5835.75	0.00	8869.34	2.75
14	Syndicate Bank	642253.38	245922.38	38.29	131605.80	70195.35	0.00	447723.53	69.71
15	UCO Bank	471846.00	27586.00	5.85	75074.00	25608.00	0.00	128268.00	27.18
16	Union Bank Of India	1072691.50	144737.75	13.49	167734.56	77262.16	0.00	389734.47	36.33
17	United Bank of India	153389.06	1287.53	0.84	12534.96	21978.17	0.00	35800.66	23.34
18	State Bank of India	11472531.00	1654267.00	14.42	1120418.00	976748.00	13106.00	3764539.00	32.81
	<b>PUBLIC SECTOR BANKS TOTAL</b>	<b>34328577.15</b>	<b>4224928.31</b>	<b>12.31</b>	<b>3529948.83</b>	<b>2594305.96</b>	<b>13626.53</b>	<b>10362809.62</b>	<b>30.19</b>
19	Axis Bank	2596350.87	99113.82	3.82	218767.77	60848.65	0.00	378730.24	14.59
20	Bhandhan Bank	31750.76	80.00	0.25	2819.55	27528.25	0.00	30427.80	95.83
21	CSB Bank	12466.25	169.32	1.36	0.00	205.60	0.00	374.92	3.01
22	City Union Bank	191647.06	17829.46	9.30	53540.13	3146.52	0.00	74516.11	38.88
23	DCB Bank	157486.48	11445.44	7.27	39201.10	12481.88	0.00	63128.41	40.08
24	Dhanalaxmi Bank	16485.42	3215.45	19.50	1233.99	2891.94	0.00	7341.38	44.53
25	Equitas Bank	20974.00	100.00	0.48	11622.00	594.00	0.00	12316.00	58.72
26	Federal Bank	217165.42	17763.47	8.18	15826.11	10882.00	0.00	44471.58	20.48
27	HDFC Bank	4626124.55	281226.68	6.08	509634.41	214284.21	0.00	1005145.30	21.73
28	ICICI Bank	3199763.30	222570.33	6.96	444812.38	163903.55	121.91	831408.16	25.98
29	IDBI Bank	621303.50	28111.68	4.52	87034.52	108032.88	0.00	223179.08	35.92
30	Indusind Bank	929858.42	44394.24	4.77	139310.21	0.00	0.00	183704.45	19.76
31	Jammu & Kashmir Bank	37018.00	137.88	0.37	1176.12	1192.00	0.00	2506.00	6.77
32	Karnataka Bank	234879.62	12469.75	5.31	49170.16	26732.59	0.00	88372.50	37.62
33	Karur Vysya Bank	395977.00	43515.00	10.99	77765.00	10926.00	0.00	132206.00	33.39
34	KBSLAB	8050.57	2108.74	26.19	3407.02	184.73	0.00	5700.49	70.81
35	Laxmi Vilas Bank	138309.29	11051.99	7.99	27801.43	2716.99	0.00	41570.41	30.06
36	RBL Bank	208267.00	5982.00	2.87	42628.00	237.00	0.00	48847.00	23.45
37	South Indian Bank	294558.00	35706.00	12.12	49470.00	7336.00	0.00	92512.00	31.41
38	Kotak Mahindra Bank	907508.21	103425.26	11.40	254687.21	2209.81	218.21	360540.50	39.73
39	Yes Bank	1143830.00	54153.00	4.73	190777.00	11931.00	0.00	256861.00	22.46
40	Tamilnadu Mer. Bank	60952.06	5630.72	9.24	12382.16	1318.20	0.00	19331.08	31.72
	<b>PRIVATE SECTOR BANKS TOTAL</b>	<b>16050725.77</b>	<b>1000200.22</b>	<b>6.23</b>	<b>2233066.29</b>	<b>669583.79</b>	<b>340.11</b>	<b>3903190.41</b>	<b>24.32</b>
	<b>COMMERCIAL BANKS TOTAL</b>	<b>50379302.92</b>	<b>5225128.53</b>	<b>10.37</b>	<b>5763015.12</b>	<b>3263889.75</b>	<b>13966.64</b>	<b>14266000.04</b>	<b>28.32</b>
41	TS Co-op Apex Bank	913833.31	579877.01	63.46	6326.61	102713.47	0.00	688917.09	75.39
42	A P Mahesh Co-op Bank	130811.21	48.59	0.04	69200.72	16631.99	0.00	85881.30	65.65
	<b>Co-OPERATIVE BANKS TOTAL</b>	<b>1044644.52</b>	<b>579925.60</b>	<b>55.51</b>	<b>75527.33</b>	<b>119345.46</b>	<b>0.00</b>	<b>774798.39</b>	<b>74.17</b>
43	APGVB	1268217.06	843921.53	66.54	93652.97	183353.01	0.00	1120927.51	88.39
44	Telangana Grameena Bank	770961.69	559961.84	72.63	50317.65	61446.07	0.00	671725.56	87.13
	<b>REGIONAL RURAL BANKS TOTAL</b>	<b>2039178.75</b>	<b>1403883.37</b>	<b>68.85</b>	<b>143970.62</b>	<b>244799.08</b>	<b>0.00</b>	<b>1792653.07</b>	<b>87.91</b>
45	APSFC	120891.84	0.00	0.00	112686.54	0.00	0.00	112686.54	93.21
	<b>OTHERS TOTAL</b>	<b>120891.84</b>	<b>0.00</b>	<b>0.00</b>	<b>112686.54</b>	<b>0.00</b>	<b>0.00</b>	<b>112686.54</b>	<b>93.21</b>
	<b>GRAND TOTAL</b>	<b>53584018.03</b>	<b>7208937.50</b>	<b>13.45</b>	<b>6095199.61</b>	<b>3628034.29</b>	<b>13966.64</b>	<b>16946138.04</b>	<b>31.63</b>

DISTRICT-WISE PRIORITY SECTOR ADVANCES (AGRICULTURE, MICRO, SMALL & OTHER PRIORITY SECTOR ADVANCES) AS ON 30.09.19 (Rs. In lac)

Sl.No	Name of the District	TOTAL ADVANCES	Total Direct Agri. Advances		Micro, Small & Medium Enterprises Advances		Others under Priority Sector Advances		Export	Total Priority Sector Advances	
			Amount	% to Total Advances	Amount	% to Total Advances	Amount	% to Total Advances		Amount	% to Total Advances
1	Adilabad	413393.08	199018.42	48.14	55264.25	13.37	36056.26	8.72	0.00	290338.92	70.23
2	Bhadradri	448397.26	180505.85	40.26	41661.14	9.29	32933.84	7.34	0.00	255100.82	56.89
3	Hyderabad	32406818.12	826673.39	2.55	3152014.43	9.73	1596384.82	4.93	9391.74	5584464.38	17.23
4	Jagtial	309154.07	172107.04	55.67	32375.32	10.47	33251.54	10.76	0.00	237733.90	76.90
5	Jangaon	213277.55	136242.25	63.88	17714.28	8.31	18989.21	8.90	0.00	172945.74	81.09
6	Jayashankar	107965.45	68423.40	63.38	9175.40	8.50	6947.36	6.43	0.00	84546.15	78.31
7	Jogulamba	181688.98	113807.81	62.64	15141.26	8.33	9560.76	5.26	0.00	138509.83	76.23
8	Kamareddy	368409.71	224879.35	61.04	38624.77	10.48	28646.59	7.78	0.00	292150.71	79.30
9	Karimnagar	758133.72	244788.65	32.29	174853.57	23.06	79546.16	10.49	0.00	499188.38	65.84
10	Khammam	911650.94	406593.56	44.60	133144.66	14.60	90812.75	9.96	0.00	630550.97	69.17
11	Komaram Bhim	133600.42	74686.24	55.90	13959.30	10.45	11344.24	8.49	0.00	99989.78	74.84
12	Mahabubabad	215928.09	142142.64	65.83	20518.62	9.50	17186.91	7.96	0.00	179848.16	83.29
13	Mahabubnagar	538795.04	216682.14	40.22	98407.26	18.26	53008.61	9.84	0.00	368098.01	68.32
14	Mancherial	322620.47	127219.63	39.43	44055.23	13.66	35505.02	11.01	0.00	206779.87	64.09
15	Medak	493110.68	186583.46	37.84	47651.80	9.66	21132.55	4.29	0.00	255367.81	51.79
16	Medchal	3274299.28	186928.90	5.71	572805.79	17.49	389905.99	11.91	49.90	1149690.57	35.11
17	Mulugu	76788.59	55620.73	72.43	4785.18	6.23	4093.20	5.33	0.00	64499.12	84.00
18	Nagarkurnool	304490.79	197522.49	64.87	17549.41	5.76	13739.51	4.51	0.00	228811.41	75.15
19	Nalgonda	880662.06	500267.74	56.81	156450.39	17.77	73062.35	8.30	0.00	729780.48	82.87
20	Narayanpet	160419.99	110439.61	68.84	10243.87	6.39	5922.87	3.69	0.00	126606.35	78.92
21	Nirmal	285285.32	164690.29	57.73	39512.63	13.85	19299.03	6.76	0.00	223501.95	78.34
22	Nizamabad	861440.17	364046.15	42.26	134739.58	15.64	82675.77	9.60	0.00	581461.50	67.50
23	Peddapalli	466154.91	142857.05	30.65	42357.59	9.09	29339.39	6.29	0.00	214554.03	46.03
24	Rajanna	184366.14	96686.97	52.44	19465.00	10.56	23926.31	12.98	0.00	140078.28	75.98
25	Rangareddy	5328871.06	443579.23	8.32	629804.45	11.82	440679.28	8.27	4525.00	1518587.96	28.50
26	Sangareddy	964113.60	288678.17	29.94	69797.02	7.24	182508.93	18.93	0.00	540984.13	56.11
27	Siddipet	408345.28	224870.17	55.07	48973.50	11.99	48331.78	11.84	0.00	322175.45	78.90
28	Suryapet	548653.14	279692.44	50.98	83578.70	15.23	53466.81	9.75	0.00	416737.94	75.96
29	Vikarabad	287235.52	188465.20	65.61	28145.24	9.80	13104.32	4.56	0.00	229714.76	79.97
30	Wanaparthy	253177.56	111487.01	44.04	18494.07	7.30	14761.08	5.83	0.00	144742.17	57.17
31	Warangal Rural	220379.90	157591.65	71.51	55182.78	25.04	21009.65	9.53	0.00	233784.07	106.08
32	Warangal	981025.27	211520.13	21.56	237452.60	24.20	121841.31	12.42	0.00	570814.05	58.19
33	Yadadri	275365.87	163639.76	59.43	31300.50	11.37	19060.11	6.92	0.00	214000.34	77.71
	<b>Total</b>	<b>53584018.03</b>	<b>7208937.50</b>	<b>13.45</b>	<b>6095199.59</b>	<b>11.38</b>	<b>3628034.28</b>	<b>6.77</b>	<b>13966.64</b>	<b>16946137.99</b>	<b>31.63</b>

SLBC TELANGANA

CONVENOR :   
ANNEXURE 5

BANK-WISE AGRICULTURAL ADVANCES (DIRECT & INDIRECT ) AS ON 30.09.19

(Rs. In lac)

Sl.No	Name of the Bank	ADVANCES	Short Term Crop Productions Loans		Agriculture Term Loans		Other Term Loans : Agriculture Infrastructure		Other Terms Loans: Ancillary Activities	
			Amount	% to Total Advances	Amount	% to Total Advances	Amount	% to Total Advances	Amount	% to Total Advances
1	Allahabad Bank	630147.00	7137.00	1.13	2214.00	0.35	0.00	0.00	0.00	0.00
2	Andhra Bank	5964815.79	807889.53	13.54	33339.18	0.56	18644.98	0.31	96253.45	1.61
3	Bank Of Baroda	2224414.54	108970.04	4.90	40960.93	1.84	0.00	0.00	24587.85	1.11
4	Bank of India	1870089.00	17234.65	0.92	12352.32	0.66	923.11	0.05	12861.76	0.69
5	Bank of Maharashtra	349958.62	19005.58	5.43	25353.04	7.24	13.37	0.00	15744.00	4.50
6	Canara Bank	2401295.00	222197.31	9.25	85949.21	3.58	11266.81	0.47	27791.06	1.16
7	Central Bank of India	898755.98	64465.23	7.17	0.00	0.00	0.00	0.00	15111.78	1.68
8	Corporation Bank	926400.00	44471.92	4.80	8906.93	0.96	4725.05	0.51	8046.30	0.87
9	Indian Bank	1037163.69	90694.37	8.74	63895.06	6.16	0.00	0.00	0.00	0.00
10	Indian Overseas Bank	1392365.02	77065.03	5.53	121131.46	8.70	6452.85	0.46	1789.98	0.13
11	Oriental Bank of Commerce	1142220.42	2632.33	0.23	0.00	0.00	90.01	0.01	6376.64	0.56
12	Punjab National Bank	1355304.36	23175.32	1.71	18284.23	1.35	3052.85	0.23	0.00	0.00
13	Punjab & Sind Bank	322936.80	24.50	0.01	46.64	0.01	0.00	0.00	0.00	0.00
14	Syndicate Bank	642253.38	186466.28	29.03	42624.83	6.64	3820.55	0.59	13010.73	2.03
15	UCO Bank	471846.00	15620.00	3.31	9234.00	1.96	0.00	0.00	2732.00	0.58
16	Union Bank Of India	1072691.50	87802.83	8.19	44789.90	4.18	1411.20	0.13	10733.82	1.00
17	United Bank of India	153389.06	380.73	0.25	906.80	0.59	0.00	0.00	0.00	0.00
18	State Bank of India	11472531.00	1513773.00	13.19	118377.00	1.03	963.00	0.01	21154.00	0.18
	<b>PUBLIC SECTOR BANKS TOTAL</b>	<b>34328577.16</b>	<b>3289005.64</b>	<b>9.58</b>	<b>628365.53</b>	<b>45.81</b>	<b>51363.78</b>	<b>0.15</b>	<b>256193.36</b>	<b>0.75</b>
19	Axis Bank	2596350.87	40077.51	1.54	59036.31	2.27	0.00	0.00	0.00	0.00
20	Bhandhan Bank	31750.76	0.00	0.00	80.00	0.25	0.00	0.00	0.00	0.00
21	CSB Bank	12466.25	169.32	1.36	0.00	0.00	0.00	0.00	0.00	0.00
22	City Union Bank	191647.06	9587.28	5.00	1103.00	0.58	2221.13	1.16	4918.05	2.57
23	DCB Bank	157486.48	7197.76	4.57	2582.67	1.64	0.00	0.00	1665.01	1.06
24	Dhanalaxmi Bank	16485.42	2818.06	17.09	26.00	0.16	0.00	0.00	371.39	2.25
25	Equitas Bank	20974.00	0.00	0.00	100.00	0.48	0.00	0.00	0.00	0.00
26	Federal Bank	217165.42	9984.22	4.60	925.63	0.43	0.00	0.00	6853.62	3.16
27	HDFC Bank	4626124.55	94349.32	2.04	116994.93	2.53	17239.18	0.37	52643.25	1.14
28	ICICI Bank	3199763.30	110915.98	3.47	93719.59	2.93	9238.67	0.29	8696.08	0.27
29	IDBI Bank	621303.50	24618.62	3.96	3417.66	0.55	48.74	0.01	26.66	0.00
30	Indusind Bank	929858.42	0.00	0.00	44394.24	4.77	0.00	0.00	0.00	0.00
31	Jammu & Kashmir Bank	37018.00	0.00	0.00	137.88	0.37	0.00	0.00	0.00	0.00
32	Karnataka Bank	234879.62	3770.87	1.61	2334.22	0.99	3565.95	1.52	2798.71	1.19
33	Karur Vysya Bank	395977.00	29553.00	7.46	3235.00	0.82	1165.00	0.29	9562.00	2.41
34	KBSLAB	8050.57	695.13	8.63	1413.61	17.56	0.00	0.00	0.00	0.00
35	Laxmi Vilas Bank	138309.29	7773.11	5.62	3278.88	2.37	0.00	0.00	0.00	0.00
36	RBL Bank	208267.00	808.00	0.39	191.00	0.09	0.00	0.00	4983.00	2.39
37	South Indian Bank	294558.00	0.00	0.00	35706.00	12.12	0.00	0.00	0.00	0.00
38	Kotak Mahindra Bank	907508.21	2664.26	0.29	36937.66	4.07	11057.44	1.22	52765.90	5.81
39	Yes Bank	1143830.00	2492.00	0.22	2279.00	0.20	10007.00	0.87	39375.00	3.44
40	Tamilnadu Mer. Bank	60952.06	1723.63	2.83	669.95	1.10	0.00	0.00	3237.14	5.31
	<b>PRIVATE SECTOR BANKS TOTAL</b>	<b>16050725.78</b>	<b>349198.07</b>	<b>2.18</b>	<b>408563.23</b>	<b>2.55</b>	<b>54543.11</b>	<b>0.34</b>	<b>187895.81</b>	<b>1.17</b>
	<b>COMMERCIAL BANKS TOTAL</b>	<b>50379302.93</b>	<b>3638203.72</b>	<b>7.22</b>	<b>1036928.75</b>	<b>2.06</b>	<b>105906.89</b>	<b>0.21</b>	<b>444089.17</b>	<b>0.88</b>
41	TS Co-op Apex Bank	913833.31	382935.37	41.90	195164.92	21.36	1745.55	0.19	31.17	0.00
42	A P Mahesh Co-op Bank	130811.21	0.00	0.00	0.00	0.00	0.00	0.00	48.59	0.04
	<b>Co-OPERATIVE BANKS TOTAL</b>	<b>1044644.52</b>	<b>382935.37</b>	<b>36.66</b>	<b>195164.92</b>	<b>18.68</b>	<b>1745.55</b>	<b>0.17</b>	<b>79.76</b>	<b>0.01</b>
43	APGVB	1268217.06	584335.14	46.08	259586.39	20.47	0.00	0.00	0.00	0.00
44	Telangana Grameena Bank	770961.69	552078.06	71.61	7883.78	1.02	0.00	0.00	0.00	0.00
	<b>REGIONAL RURAL BANKS TOTAL</b>	<b>2039178.75</b>	<b>1136413.20</b>	<b>55.73</b>	<b>267470.17</b>	<b>13.12</b>	<b>0.00</b>	<b>0.00</b>	<b>0.00</b>	<b>0.00</b>
45	APSFC	120891.84	0.00	0.00	0.00	0.00	0.00	0.00	0.00	0.00
	<b>OTHERS TOTAL</b>	<b>120891.84</b>	<b>0.00</b>	<b>0.00</b>	<b>0.00</b>	<b>0.00</b>	<b>0.00</b>	<b>0.00</b>	<b>0.00</b>	<b>0.00</b>
	<b>GRAND TOTAL</b>	<b>53584018.04</b>	<b>5157552.29</b>	<b>9.63</b>	<b>1499563.84</b>	<b>2.80</b>	<b>107652.44</b>	<b>0.20</b>	<b>444168.93</b>	<b>0.83</b>

## BANK-WISE AGRICULTURAL ADVANCE BANK-WISE AGRICULTURAL ADVANCES (DIRECT &amp; INDIRECT) AS ON 30.09.19

(Rs. In lac)

Sl.No	Name of the Bank	Total Agri. Term Loans		Total Direct Agri. Loans		Indirect Agri. Advances		Total Direct Agri & Indirect Agri Loan	
		Amount	% to Total Advances	Amount	% to Total Advances	Amount	% to Total Advances	Amount	% to Total Advances
1	Allahabad Bank	2214.00	0.35	9351.00	1.48	0.00	0.00	9351.00	1.48
2	Andhra Bank	148237.61	2.49	956127.14	16.03	46606.68	0.78	1002733.82	16.81
3	Bank Of Baroda	65548.78	2.95	174518.82	7.85	0.00	0.00	174518.82	7.85
4	Bank of India	26137.19	1.40	43371.84	2.32	0.00	0.00	43371.84	2.32
5	Bank of Maharashtra	41110.41	11.75	60115.99	17.18	0.00	0.00	60115.99	17.18
6	Canara Bank	125007.08	5.21	347204.39	14.46	217.22	0.01	347421.61	14.47
7	Central Bank of India	15111.78	1.68	79577.01	8.85	0.00	0.00	79577.01	8.85
8	Corporation Bank	21678.28	2.34	66150.20	7.14	0.00	0.00	66150.20	7.14
9	Indian Bank	63895.06	6.16	154589.43	14.91	0.00	0.00	154589.43	14.91
10	Indian Overseas Bank	129374.29	9.29	206439.32	14.83	0.00	0.00	206439.32	14.83
11	Oriental Bank of Commerce	6466.65	0.57	9098.98	0.80	7517.65	0.66	16616.63	1.45
12	Punjab National Bank	21337.08	1.57	44512.40	3.28	0.00	0.00	44512.40	3.28
13	Punjab & Sind Bank	46.64	0.01	71.14	0.02	0.00	0.00	71.14	0.02
14	Syndicate Bank	59456.10	9.26	245922.38	38.29	22857.73	3.56	268780.10	41.85
15	UCO Bank	11966.00	2.54	27586.00	5.85	0.00	0.00	27586.00	5.85
16	Union Bank Of India	56934.92	5.31	144737.75	13.49	0.00	0.00	144737.75	13.49
17	United Bank of India	906.80	0.59	1287.53	0.84	1817.11	1.18	3104.64	2.02
18	State Bank of India	140494.00	1.22	1654267.00	14.42	63138.00	0.55	1717405.00	14.97
	<b>PUBLIC SECTOR BANKS TOTAL</b>	<b>935922.67</b>	<b>2.73</b>	<b>4224928.31</b>	<b>12.31</b>	<b>142154.39</b>	<b>0.41</b>	<b>4367082.69</b>	<b>12.72</b>
19	Axis Bank	59036.31	2.27	99113.82	3.82	0.00	0.00	99113.82	3.82
20	Bhandhan Bank	80.00	0.25	80.00	0.25	0.00	0.00	80.00	0.25
21	CSB Bank	0.00	0.00	169.32	1.36	0.00	0.00	169.32	1.36
22	City Union Bank	8242.18	4.30	17829.46	9.30	0.00	0.00	17829.46	9.30
23	DCB Bank	4247.67	2.70	11445.44	7.27	700.53	0.44	12145.96	7.71
24	Dhanalaxmi Bank	397.39	2.41	3215.45	19.50	0.00	0.00	3215.45	19.50
25	Equitas Bank	100.00	0.48	100.00	0.48	0.00	0.00	100.00	0.48
26	Federal Bank	7779.25	3.58	17763.47	8.18	0.00	0.00	17763.47	8.18
27	HDFC Bank	186877.36	4.04	281226.68	6.08	0.00	0.00	281226.68	6.08
28	ICICI Bank	111654.34	3.49	222570.33	6.96	355.03	0.01	222925.36	6.97
29	IDBI Bank	3493.06	0.56	28111.68	4.52	0.00	0.00	28111.68	4.52
30	Indusind Bank	44394.24	4.77	44394.24	4.77	0.00	0.00	44394.24	4.77
31	Jammu & Kashmir Bank	137.88	0.37	137.88	0.37	0.00	0.00	137.88	0.37
32	Karnataka Bank	8698.88	3.70	12469.75	5.31	0.00	0.00	12469.75	5.31
33	Karur Vysya Bank	13962.00	3.53	43515.00	10.99	19522.00	4.93	63037.00	15.92
34	KBSLAB	1413.61	17.56	2108.74	26.19	0.00	0.00	2108.74	26.19
35	Laxmi Vilas Bank	3278.88	2.37	11051.99	7.99	0.00	0.00	11051.99	7.99
36	RBL Bank	5174.00	2.48	5982.00	2.87	0.00	0.00	5982.00	2.87
37	South Indian Bank	35706.00	12.12	35706.00	12.12	0.00	0.00	35706.00	12.12
38	Kotak Mahindra Bank	100761.00	11.10	103425.26	11.40	0.00	0.00	103425.26	11.40
39	Yes Bank	51661.00	4.52	54153.00	4.73	0.00	0.00	54153.00	4.73
40	Tamilnadu Mer. Bank	3907.09	6.41	5630.72	9.24	0.00	0.00	5630.72	9.24
	<b>PRIVATE SECTOR BANKS TOTAL</b>	<b>651002.15</b>	<b>4.06</b>	<b>1000200.22</b>	<b>6.23</b>	<b>20577.56</b>	<b>0.13</b>	<b>1020777.78</b>	<b>6.36</b>
	<b>COMMERCIAL BANKS TOTAL</b>	<b>1586924.82</b>	<b>3.15</b>	<b>5225128.53</b>	<b>10.37</b>	<b>162731.94</b>	<b>0.32</b>	<b>5387860.47</b>	<b>10.69</b>
41	TS Co-op Apex Bank	196941.64	21.55	579877.01	63.46	11499.51	1.26	591376.52	64.71
42	A P Mahesh Co-op Bank	48.59	0.04	48.59	0.04	0.00	0.00	48.59	0.04
	<b>Co-OPERATIVE BANKS TOTAL</b>	<b>196990.23</b>	<b>18.86</b>	<b>579925.60</b>	<b>55.51</b>	<b>11499.51</b>	<b>1.10</b>	<b>591425.11</b>	<b>56.61</b>
43	APGVB	259586.39	20.47	843921.53	66.54	0.00	0.00	843921.53	66.54
44	Telangana Grameena Bank	7883.78	1.02	559961.84	72.63	0.00	0.00	559961.84	72.63
	<b>REGIONAL RURAL BANKS TOTAL</b>	<b>267470.17</b>	<b>13.12</b>	<b>1403883.37</b>	<b>68.85</b>	<b>0.00</b>	<b>0.00</b>	<b>1403883.37</b>	<b>68.85</b>
45	APSFC	0.00	0.00	0.00	0.00	0.00	0.00	0.00	0.00
	<b>OTHERS TOTAL</b>	<b>0.00</b>	<b>0.00</b>	<b>0.00</b>	<b>0.00</b>	<b>0.00</b>	<b>0.00</b>	<b>0.00</b>	<b>0.00</b>
	<b>GRAND TOTAL</b>	<b>2051385.22</b>	<b>3.83</b>	<b>7208937.50</b>	<b>13.45</b>	<b>174231.45</b>	<b>0.33</b>	<b>7383168.95</b>	<b>13.78</b>

## ANNEXURE 6

## DISTRICT -WISE AGRICULTURAL ADVANCES (DIRECT &amp; INDIRECT ) AS ON 30.09.19

(Rs. In lac)

Sl.No	Name of the District	ADVANCES	Direct Finance to Agriculture		In-Direct Finance to Agriculture		Total Agriculture Advances (Direct + Indirect)	
			Amount	% to Total Advances	Amount	% to Total Advances	Amount	% to Total Advances
1	Adilabad	413393.08	199018.42	48.14	31892.18	7.71	230910.60	55.86
2	Bhadradi	448397.26	180505.85	40.26	28925.59	6.45	209431.44	46.71
3	Hyderabad	32406818.12	826673.39	2.55	132472.26	0.41	959145.65	2.96
4	Jagtial	309154.07	172107.04	55.67	27579.71	8.92	199686.75	64.59
5	Jangaon	213277.55	136242.25	63.88	21832.47	10.24	158074.71	74.12
6	Jayashankar	107965.45	68423.40	63.38	10964.67	10.16	79388.07	73.53
7	Jogulamba	181688.98	113807.81	62.64	18237.41	10.04	132045.22	72.68
8	Kamareddy	368409.71	224879.35	61.04	36036.33	9.78	260915.69	70.82
9	Karimnagar	758133.72	244788.65	32.29	39226.75	5.17	284015.39	37.46
10	Khammam	911650.94	406593.56	44.60	65155.56	7.15	471749.12	51.75
11	Komaram Bhim	133600.42	74686.24	55.90	11968.28	8.96	86654.52	64.86
12	Mahabubabad	215928.09	142142.64	65.83	22777.99	10.55	164920.63	76.38
13	Mahabubnagar	538795.04	216682.14	40.22	34722.75	6.44	251404.89	46.66
14	Mancherial	322620.47	127219.63	39.43	20386.62	6.32	147606.24	45.75
15	Medak	493110.68	186583.46	37.84	29899.51	6.06	216482.97	43.90
16	Medchal	3274299.28	186928.90	5.71	29954.87	0.91	216883.77	6.62
17	Mulugu	76788.59	55620.73	72.43	8913.08	11.61	64533.81	84.04
18	Nagarkurnool	304490.79	197522.49	64.87	31652.47	10.40	229174.96	75.26
19	Nalgonda	880662.06	500267.74	56.81	80166.61	9.10	580434.34	65.91
20	Narayanpet	160419.99	110439.61	68.84	17697.66	11.03	128137.27	79.88
21	Nirmal	285285.32	164690.29	57.73	26391.19	9.25	191081.48	66.98
22	Nizamabad	861440.17	364046.15	42.26	58337.45	6.77	422383.60	49.03
23	Peddapalli	466154.91	142857.05	30.65	22892.47	4.91	165749.52	35.56
24	Rajanna	184366.14	96686.97	52.44	15493.84	8.40	112180.81	60.85
25	Rangareddy	5328871.06	443579.23	8.32	71082.42	1.33	514661.65	9.66
26	Sangareddy	964113.60	288678.17	29.94	46259.93	4.80	334938.09	34.74
27	Siddipet	408345.28	224870.17	55.07	36034.86	8.82	260905.03	63.89
28	Suryapet	548653.14	279692.44	50.98	44819.99	8.17	324512.43	59.15
29	Vikarabad	287235.52	188465.20	65.61	30201.06	10.51	218666.26	76.13
30	Wanaparthy	253177.56	111487.01	44.04	17865.50	7.06	129352.51	51.09
31	Warangal Rural	220379.90	157591.65	71.51	25253.65	11.46	182845.30	82.97
32	Warangal	981025.27	211520.13	21.56	33895.55	3.46	245415.69	25.02
33	Yadadri	275365.87	163639.76	59.43	26222.85	9.52	189862.60	68.95
	<b>Total</b>	<b>53584018.03</b>	<b>7208937.50</b>	<b>13.45</b>	<b>1155213.51</b>	<b>251.89</b>	<b>8364151.01</b>	<b>15.61</b>

## ANNUAL CREDIT PLAN 2019-20 : BANK-WISE ACHIEVEMENT AS ON 30.09.19

Sl.No	Name of the Bank	Short Term crop production loans			Agri. Term Loans			Total Farm Credit (Short Term Crop Production + Agri Term Loans)			Agriculture Infrastructure			Ancillary Activities			Total Agriculture Advances		
		Target	Achievement	% to Total Achievement	Target	Achievement	% to Total Achievement	Target	Achievement	% to Total Achievement	Target	Achievement	% to Total Achievement	Target	Achievement	% to Total Achievement	Target	Achievement	% to Total Achievement
1	Allahabad Bank	8423.00	1245.00	14.78	5661.00	175.00	3.09	14084.00	1420.00	10.08	730.00	0.00	0.00	2863.00	0.00	0.00	17677.00	1420.00	8.03
2	Andhra Bank	415133.00	384752.69	92.68	167996.00	2069.74	1.23	583129.00	386822.43	66.34	33722.00	688.73	2.04	93832.00	72585.27	77.36	710683.00	460096.43	64.74
3	Bank Of Baroda	60191.00	42713.77	70.96	39283.00	2328.02	5.93	99474.00	45041.79	45.28	7275.00	0.00	0.00	16042.00	0.00	0.00	122791.00	45041.79	36.68
4	Bank of India	10840.00	6841.20	63.11	10927.00	2202.79	20.16	21767.00	9043.99	41.55	2348.00	9.60	0.41	6196.00	199.45	3.22	30311.00	9253.04	30.53
5	Bank of Maharashtra	10574.00	4643.94	43.92	7243.00	13715.06	189.36	17817.00	18359.00	103.04	1143.00	0.00	0.00	3911.00	0.00	0.00	22871.00	18359.00	80.27
6	Canara Bank	85615.00	121551.22	141.97	43156.00	27805.55	64.43	128771.00	149356.77	115.99	8271.00	43.22	0.52	21881.00	2914.00	13.32	158923.00	152313.99	95.84
7	Central Bank of India	38341.00	23434.36	61.12	17544.00	0.00	0.00	55885.00	23434.36	41.93	3308.00	0.00	0.00	10887.00	9240.00	84.87	70080.00	32674.36	46.62
8	Corporation Bank	22632.00	3793.58	16.76	15947.00	964.64	6.05	38579.00	4758.22	12.33	2769.00	656.51	23.71	5284.00	2221.73	42.05	46632.00	7636.46	16.38
9	Indian Bank	44286.00	5751.54	12.99	25618.00	1670.16	6.52	69904.00	7421.70	10.62	4697.00	0.00	0.00	12511.00	0.00	0.00	87112.00	7421.70	8.52
10	Indian Overseas Bank	48726.00	20646.37	42.37	23284.00	14272.10	61.30	72010.00	34918.47	48.49	4477.00	0.00	0.00	12289.00	5.69	0.05	88776.00	34924.16	39.34
11	Oriental Bank of Commerce	5361.00	2500.18	46.64	5177.00	0.00	0.00	10538.00	2500.18	23.73	1538.00	4.20	0.27	1194.00	1639.57	137.32	13270.00	4143.94	31.23
12	Punjab National Bank	19880.00	4695.94	23.62	13024.00	5597.03	42.97	32904.00	10292.97	31.28	2374.00	44.04	1.86	4366.00	0.00	0.00	39644.00	10337.01	26.07
13	Punjab & Sind Bank	0.00	0.00	#DIV/0!	0.00	0.00	#DIV/0!	0.00	0.00	#DIV/0!	0.00	0.00	#DIV/0!	0.00	0.00	#DIV/0!	0.00	0.00	#DIV/0!
14	Syndicate Bank	98482.00	13489.10	13.70	39183.00	2865.95	7.31	137665.00	16355.05	11.88	7060.00	246.18	3.49	16861.00	1631.85	9.68	161586.00	18233.08	11.28
15	UCO Bank	10189.00	2117.00	20.78	5254.00	2264.75	43.11	15443.00	4381.75	28.37	958.00	0.00	0.00	2225.00	0.00	0.00	18626.00	4381.75	23.52
16	Union Bank Of India	58937.00	7586.23	12.87	26024.00	4216.50	16.20	84961.00	11802.73	13.89	4964.00	43.30	0.87	11063.00	4044.14	36.56	100988.00	15890.17	15.73
17	United Bank of India	1501.00	283.50	18.89	946.00	174.66	18.46	2447.00	458.16	18.72	30.00	0.00	0.00	316.00	0.00	0.00	2793.00	458.16	16.40
18	State Bank of India	798697.00	561614.00	70.32	337917.00	8472.00	2.51	1136614.00	570086.00	50.16	65033.00	76.00	0.12	191945.00	24.00	0.01	1393592.00	570186.00	40.91
	<b>PUBLIC SECTOR BANKS TOTAL</b>	<b>1737808.00</b>	<b>1207659.61</b>	<b>69.49</b>	<b>784184.00</b>	<b>88793.95</b>	<b>11.32</b>	<b>2521992.00</b>	<b>1296453.56</b>	<b>51.41</b>	<b>150697.00</b>	<b>1811.78</b>	<b>1.20</b>	<b>413666.00</b>	<b>94505.70</b>	<b>22.85</b>	<b>3086355.00</b>	<b>1392771.04</b>	<b>45.13</b>



## ANNUAL CREDIT PLAN 2019-20 : BANK-WISE ACHIEVEMENT AS ON 30.09.19

Sl.No	Name of the Bank	Short Term crop production loans			Agri. Term Loans			Total Farm Credit (Short Term Crop Production + Agri Term Loans)			Agriculture Infrastructure			Ancillary Activities			Total Agriculture Advances		
		Target	Achievement	% to Total Achievement	Target	Achievement	% to Total Achievement	Target	Achievement	% to Total Achievement	Target	Achievement	% to Total Achievement	Target	Achievement	% to Total Achievement	Target	Achievement	% to Total Achievement
19	Axis Bank	24107.00	23843.32	98.91	15201.00	940.69	6.19	39308.00	24784.01	63.05	2200.00	0.00	0.00	12625.00	0.00	0.00	54133.00	24784.01	45.78
20	Bhandhan Bank	0.00	0.00	#DIV/0!	0.00	64.10	#DIV/0!	0.00	64.10	#DIV/0!	0.00	0.00	#DIV/0!	0.00	0.00	#DIV/0!	0.00	64.10	#DIV/0!
21	CSB Bank	0.00	105.72	#DIV/0!	0.00	0.00	#DIV/0!	0.00	105.72	#DIV/0!	0.00	0.00	#DIV/0!	0.00	0.00	#DIV/0!	0.00	105.72	#DIV/0!
22	City Union Bank	2606.00	5265.66	202.06	1582.00	5.00	0.32	4188.00	5270.66	125.85	478.00	0.00	0.00	754.00	318.65	42.26	5420.00	5589.31	103.12
23	DCB Bank	2059.00	2721.16	132.16	2178.00	302.53	13.89	4237.00	3023.69	71.36	953.00	0.00	0.00	959.00	1.01	0.11	6149.00	3024.70	49.19
24	Dhanalaxmi Bank	892.00	1644.22	184.33	81.00	26.00	32.10	973.00	1670.22	171.66	0.00	0.00	#DIV/0!	0.00	0.00	#DIV/0!	973.00	1670.22	171.66
25	Equitas Bank	0.00	0.00	#DIV/0!	0.00	42.00	#DIV/0!	0.00	42.00	#DIV/0!	0.00	0.00	#DIV/0!	0.00	0.00	#DIV/0!	0.00	42.00	#DIV/0!
26	Federal Bank	596.00	9061.19	1520.33	752.00	144.52	19.22	1348.00	9205.71	682.92	84.00	0.00	0.00	267.00	8388.80	3141.87	1699.00	17594.51	1035.58
27	HDFC Bank	83477.00	70866.52	84.89	54774.00	76305.67	139.31	138251.00	147172.19	106.45	10315.00	2080.77	20.17	30451.00	11355.81	37.29	179017.00	160608.77	89.72
28	ICICI Bank	76690.00	23682.61	30.88	44780.00	39398.30	87.98	121470.00	63080.91	51.93	7876.00	7491.54	95.12	30349.00	5097.38	16.80	159695.00	75669.83	47.38
29	IDBI Bank	14221.00	11430.99	80.38	8148.00	1043.34	12.80	22369.00	12474.33	55.77	1777.00	0.00	0.00	2683.00	2.85	0.11	26829.00	12477.18	46.51
30	Indusind Bank	2608.00	0.00	0.00	1619.00	26770.24	1653.50	4227.00	26770.24	633.32	166.00	0.00	0.00	5887.00	0.00	0.00	10280.00	26770.24	260.41
31	Jammu & Kashmir Bank	0.00	0.00	#DIV/0!	0.00	0.00	#DIV/0!	0.00	0.00	#DIV/0!	0.00	0.00	#DIV/0!	0.00	0.00	#DIV/0!	0.00	0.00	#DIV/0!
32	Karnataka Bank	1553.00	1474.50	94.95	1217.00	585.00	48.07	2770.00	2059.50	74.35	159.00	485.00	305.03	540.00	440.00	81.48	3469.00	2984.50	86.03
33	Karur Vysya Bank	12097.00	1836.00	15.18	6660.00	585.00	8.78	18757.00	2421.00	12.91	1324.00	112.00	8.46	3697.00	789.00	21.34	23778.00	3322.00	13.97
34	KBSLAB	2459.00	126.61	5.15	2112.00	651.10	30.83	4571.00	777.71	17.01	151.00	0.00	0.00	547.00	0.00	0.00	5269.00	777.71	14.76
35	Laxmi Vilas Bank	4074.00	4661.81	114.43	2919.00	0.00	0.00	6993.00	4661.81	66.66	564.00	0.00	0.00	1513.00	0.00	0.00	9070.00	4661.81	51.40
36	RBL Bank	0.00	410.00	#DIV/0!	0.00	15.00	#DIV/0!	0.00	425.00	#DIV/0!	0.00	0.00	#DIV/0!	0.00	0.00	#DIV/0!	0.00	425.00	#DIV/0!
37	South Indian Bank	4220.00	0.00	0.00	2238.00	15362.00	686.42	6458.00	15362.00	237.88	494.00	0.00	0.00	592.00	0.00	0.00	7544.00	15362.00	203.63
38	Kotak Mahindra Bank	11219.00	11.13	0.10	8194.00	5372.85	65.57	19413.00	5383.99	27.73	1577.00	350.00	22.19	3748.00	5247.63	140.01	24738.00	10981.61	44.39
39	Yes Bank	0.00	591.00	#DIV/0!	0.00	439.00	#DIV/0!	0.00	1030.00	#DIV/0!	6.00	3144.00	52400.00	8.00	38033.00	475412.50	14.00	42207.00	301478.57
40	Tamilnadu Mer. Bank	424.00	1037.16	244.61	35.00	528.68	1510.51	459.00	1565.84	341.14	20.00	0.00	0.00	98.00	3471.38	3542.22	577.00	5037.22	873.00
	<b>PRIVATE SECTOR BANKS TOTAL</b>	<b>243302.00</b>	<b>158769.61</b>	<b>65.26</b>	<b>152490.00</b>	<b>168581.02</b>	<b>110.55</b>	<b>395792.00</b>	<b>327350.63</b>	<b>82.71</b>	<b>28144.00</b>	<b>13663.31</b>	<b>48.55</b>	<b>94718.00</b>	<b>73145.51</b>	<b>77.22</b>	<b>518654.00</b>	<b>414159.44</b>	<b>79.85</b>
	<b>COMMERCIAL BANKS TOTAL</b>	<b>1981110.00</b>	<b>1366429.22</b>	<b>68.97</b>	<b>936674.00</b>	<b>257374.97</b>	<b>27.48</b>	<b>2917784.00</b>	<b>1623804.19</b>	<b>55.65</b>	<b>178841.00</b>	<b>15475.09</b>	<b>8.65</b>	<b>508384.00</b>	<b>167651.20</b>	<b>32.98</b>	<b>3605009.00</b>	<b>1806930.48</b>	<b>50.12</b>
41	TS Co-op Apex Bank	333514.00	265948.97	79.74	86122.00	19879.42	23.08	419636.00	285828.39	68.11	16296.00	175.51	1.08	54684.00	0.00	0.00	490616.00	286003.90	58.29
42	A P Mahesh Co-op Bank	0.00	0.00	#DIV/0!	0.00	0.00	#DIV/0!	0.00	0.00	#DIV/0!	0.00	0.00	#DIV/0!	0.00	123.06	#DIV/0!	0.00	123.06	#DIV/0!
	<b>Co-OPERATIVE BANKS TOTAL</b>	<b>333514.00</b>	<b>265948.97</b>	<b>79.74</b>	<b>86122.00</b>	<b>19879.42</b>	<b>23.08</b>	<b>419636.00</b>	<b>285828.39</b>	<b>68.11</b>	<b>16296.00</b>	<b>175.51</b>	<b>1.08</b>	<b>54684.00</b>	<b>123.06</b>	<b>0.23</b>	<b>490616.00</b>	<b>286126.96</b>	<b>58.32</b>
43	APGVB	332972.00	162534.17	48.81	107277.00	64577.66	60.20	440249.00	227111.83	51.59	13047.00	0.00	0.00	68559.00	0.00	0.00	521855.00	227111.83	43.52
44	Telangana Grameena Bank	276827.00	263466.33	95.17	14450.00	1193.44	8.26	291277.00	264659.77	90.86	623.00	0.00	0.00	676.00	0.00	0.00	292576.00	264659.77	90.46
	<b>REGIONAL RURAL BANKS TOTAL</b>	<b>609799.00</b>	<b>426000.50</b>	<b>69.86</b>	<b>121727.00</b>	<b>65771.10</b>	<b>54.03</b>	<b>731526.00</b>	<b>491771.60</b>	<b>67.23</b>	<b>13670.00</b>	<b>0.00</b>	<b>0.00</b>	<b>69235.00</b>	<b>0.00</b>	<b>0.00</b>	<b>814431.00</b>	<b>491771.60</b>	<b>60.38</b>
45	APSFC	0.00	0.00	#DIV/0!	0.00	0.00	#DIV/0!	0.00	0.00	#DIV/0!	0.00	0.00	#DIV/0!	0.00	0.00	#DIV/0!	0.00	0.00	#DIV/0!
	<b>OTHERS TOTAL</b>	<b>0.00</b>	<b>0.00</b>	<b>#DIV/0!</b>	<b>0.00</b>	<b>0.00</b>	<b>#DIV/0!</b>	<b>0.00</b>	<b>0.00</b>	<b>#DIV/0!</b>	<b>0.00</b>	<b>0.00</b>	<b>#DIV/0!</b>	<b>0.00</b>	<b>0.00</b>	<b>#DIV/0!</b>	<b>0.00</b>	<b>0.00</b>	<b>#DIV/0!</b>
	<b>GRAND TOTAL</b>	<b>2924423.00</b>	<b>2058378.69</b>	<b>70.39</b>	<b>1144523.00</b>	<b>343025.49</b>	<b>29.97</b>	<b>4068946.00</b>	<b>2401404.18</b>	<b>59.02</b>	<b>208807.00</b>	<b>15650.60</b>	<b>7.50</b>	<b>632303.00</b>	<b>167774.26</b>	<b>26.53</b>	<b>4910056.00</b>	<b>2584829.04</b>	<b>52.64</b>

## ANNUAL CREDIT PLAN 2019-20 : BANK-WISE ACHIEVEMENT AS ON 30.09.19

Sl.No	Name of the Bank	Micro & Small, Medium Enterprises			Others' under Priority Sector			Export Credit			Total Priority Sector		
		Target	Achieve-ment	% to Total Achieve-ment	Target	Achieve-ment	% to Total Achieve-ment	Target	Achieve-ment	% to Total Achieve-ment	Target	Achieve-ment	% to Total Achieve-ment
1	Allahabad Bank	18932.00	8205.00	43.34	7791	2697.00	34.62	0.00	0.00	#DIV/0!	44400.00	12322.00	27.75
2	Andhra Bank	277480.00	620153.78	223.49	163062	20723.20	12.71	0.00	0.00	#DIV/0!	1151225.00	1100973.41	95.63
3	Bank Of Baroda	87222.00	34154.95	39.16	42097	29825.46	70.85	0.00	0.00	#DIV/0!	252110.00	109022.20	43.24
4	Bank of India	33734.00	25295.56	74.99	15823	3247.21	20.52	0.00	0.00	#DIV/0!	79868.00	37795.81	47.32
5	Bank of Maharashtra	13194.00	22500.89	170.54	5228	771.27	14.75	0.00	138.00	#DIV/0!	41293.00	41769.16	101.15
6	Canara Bank	87229.00	118068.35	135.35	40763	19529.53	47.91	0.00	0.00	#DIV/0!	286915.00	289911.87	101.04
7	Central Bank of India	41248.00	9521.01	23.08	19655	13233.70	67.33	0.00	0.00	#DIV/0!	130983.00	55429.07	42.32
8	Corporation Bank	37170.00	22861.73	61.51	14996	1822.40	12.15	0.00	0.00	#DIV/0!	99798.00	32320.59	32.71
9	Indian Bank	44933.00	6393.06	14.23	17786	5167.53	29.05	0.00	0.00	#DIV/0!	149831.00	18982.29	12.67
10	Indian Overseas Bank	46849.00	6218.44	13.27	22738	11026.93	48.50	0.00	0.00	#DIV/0!	158363.00	52169.53	32.94
11	Oriental Bank of Commerce	22485.00	8360.38	37.18	8914	5011.36	56.22	0.00	0.00	#DIV/0!	44669.00	17515.69	39.21
12	Punjab National Bank	36086.00	29151.79	80.78	15103	5173.53	34.25	0.00	0.00	#DIV/0!	90833.00	44662.33	49.17
13	Punjab & Sind Bank	1388.00	91.45	6.59	1714	550.25	32.10	0.00	0.00	#DIV/0!	3102.00	641.70	20.69
14	Syndicate Bank	81198.00	16134.68	19.87	43995	1253.45	2.85	0.00	0.00	#DIV/0!	286779.00	35621.20	12.42
15	UCO Bank	22156.00	2172.00	9.80	8944	4238.00	47.38	0.00	0.00	#DIV/0!	49726.00	10791.75	21.70
16	Union Bank Of India	39147.00	30387.50	77.62	17721	4989.63	28.16	0.00	0.00	#DIV/0!	157856.00	51267.30	32.48
17	United Bank of India	10234.00	3092.93	30.22	3942	2022.34	51.30	0.00	0.00	#DIV/0!	16699.00	5573.43	32.84
18	State Bank of India	564881.00	877124.00	155.28	351132	77840.00	22.17	0.00	0.00	#DIV/0!	2309605.00	1525150.00	66.04
	<b>PUBLIC SECTOR BANKS TOTAL</b>	<b>1465566.00</b>	<b>1839887.50</b>	<b>125.54</b>	<b>801404.00</b>	<b>209122.79</b>	<b>26.09</b>	<b>0.00</b>	<b>138.00</b>	<b>#DIV/0!</b>	<b>5353325.00</b>	<b>3441919.33</b>	<b>64.29</b>
19	Axis Bank	54382.00	37227.06	68.45	24500	5900.84	24.09	0.00	0.00	#DIV/0!	133015.00	67911.91	51.06
20	Bhandhan Bank	1488.00	1688.32	113.46	490	15000.00	3061.22	0.00	0.00	#DIV/0!	1978.00	16752.42	846.94
21	CSB Bank	2232.00	0.00	0.00	734	0.00	0.00	0.00	0.00	#DIV/0!	2966.00	105.72	3.56
22	City Union Bank	6309.00	5461.75	86.57	5168	286.20	5.54	0.00	0.00	#DIV/0!	16897.00	11337.26	67.10
23	DCB Bank	13328.00	8045.71	60.37	2807	2705.69	96.39	0.00	0.00	#DIV/0!	22284.00	13776.10	61.82
24	Dhanalaxmi Bank	2548.00	99.23	3.89	1200	380.80	31.73	0.00	0.00	#DIV/0!	4721.00	2150.25	45.55
25	Equitas Bank	1000.00	4378.00	437.80	0	497.00	#DIV/0!	0.00	0.00	#DIV/0!	1000.00	4917.00	491.70
26	Federal Bank	8154.00	15306.99	187.72	3011	461.39	15.32	0.00	0.00	#DIV/0!	12864.00	33362.89	259.35
27	HDFC Bank	127821.00	163303.85	127.76	56694	3976.77	7.01	0.00	0.00	#DIV/0!	363532.00	327889.39	90.20
28	ICICI Bank	84443.00	290998.15	344.61	34640	11573.78	33.41	0.00	121.91	#DIV/0!	278778.00	378363.67	135.72
29	IDBI Bank	27493.00	6074.57	22.09	13281	15624.54	117.65	0.00	0.00	#DIV/0!	67603.00	34176.29	50.55
30	Indusind Bank	6337.00	115249.29	1818.67	2275	56.74	2.49	0.00	0.00	#DIV/0!	18892.00	142076.27	752.04
31	Jammu & Kashmir Bank	2232.00	24.50	1.10	734	164.00	22.34	0.00	0.00	#DIV/0!	2966.00	188.50	6.36
32	Karnataka Bank	9569.00	17538.43	183.28	3594	8115.34	225.80	0.00	0.00	#DIV/0!	16632.00	28638.27	172.19
33	Karur Vysya Bank	21625.00	779.00	3.60	10234	297.00	2.90	0.00	0.00	#DIV/0!	55637.00	4398.00	7.90
34	KBSLAB	2964.00	1632.15	55.07	1320	29.85	2.26	0.00	0.00	#DIV/0!	9553.00	2439.71	25.54
35	Laxmi Vilas Bank	16211.00	1675.26	10.33	5703	74.64	1.31	0.00	0.00	#DIV/0!	30984.00	6411.72	20.69
36	RBL Bank	4744.00	14386.00	303.25	245	0.00	0.00	0.00	0.00	#DIV/0!	4989.00	14811.00	296.87
37	South Indian Bank	26455.00	840.00	3.18	4296	743.00	17.30	0.00	0.00	#DIV/0!	38295.00	16945.00	44.25
38	Kotak Mahindra Bank	34170.00	48934.10	143.21	12799	164.01	1.28	0.00	529.92	#DIV/0!	71707.00	60609.65	84.52
39	Yes Bank	6171.00	151303.00	2451.84	2086	3629.00	173.97	0.00	0.00	#DIV/0!	8271.00	197139.00	2383.50
40	Tamilnadu Mer. Bank	3203.00	10802.52	337.26	2028	387.66	19.12	0.00	0.00	#DIV/0!	5808.00	16227.40	279.40
	<b>PRIVATE SECTOR BANKS TOTAL</b>	<b>462879.00</b>	<b>895747.88</b>	<b>193.52</b>	<b>187839.00</b>	<b>70068.26</b>	<b>37.30</b>	<b>0.00</b>	<b>651.82</b>	<b>#DIV/0!</b>	<b>1169372.00</b>	<b>1380627.40</b>	<b>118.07</b>
	<b>COMMERCIAL BANKS TOTAL</b>	<b>1928445.00</b>	<b>2735635.38</b>	<b>141.86</b>	<b>989243.00</b>	<b>279191.05</b>	<b>28.22</b>	<b>0.00</b>	<b>789.82</b>	<b>#DIV/0!</b>	<b>6522697.00</b>	<b>4822546.73</b>	<b>73.93</b>
41	TS Co-op Apex Bank	72685.00	1596.63	2.20	40280	36308.93	90.14	0.00	0.00	#DIV/0!	603581.00	323909.46	53.66
42	A P Mahesh Co-op Bank	0.00	33473.11	#DIV/0!	0	8466.64	#DIV/0!	0.00	0.00	#DIV/0!	0.00	42062.81	#DIV/0!
	<b>Co-OPERATIVE BANKS TOTAL</b>	<b>72685.00</b>	<b>35069.74</b>	<b>48.25</b>	<b>40280.00</b>	<b>44775.57</b>	<b>111.16</b>	<b>0.00</b>	<b>0.00</b>	<b>#DIV/0!</b>	<b>603581.00</b>	<b>365972.27</b>	<b>60.63</b>
43	APGVB	76569.00	20737.16	27.08	71261	41125.39	57.71	0.00	0.00	#DIV/0!	669685.00	288974.38	43.15
44	Telangana Grameena Bank	39729.00	6932.51	17.45	32846	12332.92	37.55	0.00	0.00	#DIV/0!	365151.00	283925.20	77.76
	<b>REGIONAL RURAL BANKS TOTAL</b>	<b>116298.00</b>	<b>27669.67</b>	<b>23.79</b>	<b>104107.00</b>	<b>53458.31</b>	<b>51.35</b>	<b>0.00</b>	<b>0.00</b>	<b>#DIV/0!</b>	<b>1034836.00</b>	<b>572899.58</b>	<b>55.36</b>
45	APSFC	24591.00	5645.42	22.96	0	0.00	#DIV/0!	0.00	0.00	#DIV/0!	24591.00	5645.42	22.96
	<b>OTHERS TOTAL</b>	<b>24591.00</b>	<b>5645.42</b>	<b>22.96</b>	<b>0.00</b>	<b>0.00</b>	<b>#DIV/0!</b>	<b>0.00</b>	<b>0.00</b>	<b>#DIV/0!</b>	<b>24591.00</b>	<b>5645.42</b>	<b>22.96</b>
	<b>GRAND TOTAL</b>	<b>2142019.00</b>	<b>2804020.21</b>	<b>130.91</b>	<b>1133630.00</b>	<b>377424.93</b>	<b>33.29</b>	<b>0.00</b>	<b>789.82</b>	<b>#DIV/0!</b>	<b>8185705.00</b>	<b>5767064.00</b>	<b>70.45</b>

## ANNUAL CREDIT PLAN 2018-19 : DISTRICT-WISE ACHIEVEMENT AS ON 30.09.19

(Rs. In lac)

Sl.No	Name of the District	Crop Loans			Agri. Term Loans			Total Farm Credit		
		Target	Achieve-ment	% to Total Achieve-ment	Target	Achieve-ment	% to Total Achieve-ment	Target	Achieve-ment	% to Total Achieve-ment
1	Adilabad	94594.00	90023.22	95.17	21260.00	2490.44	11.71	115854.00	92513.66	79.85
2	Bhadradri	119939.00	57262.62	47.74	36067.00	5834.19	16.18	156006.00	63096.81	40.45
3	Hyderabad	0.00	105742.13	#DIV/0!	0.00	102035.24	#DIV/0!	0.00	207777.37	#DIV/0!
4	Jagtial	93287.00	61233.76	65.64	41301.00	6540.37	15.84	134588.00	67774.13	50.36
5	Jangaon	70151.00	41660.33	59.39	40833.00	3995.72	9.79	110984.00	45656.05	41.14
6	Jayashankar	47444.00	22802.12	48.06	26058.00	2296.60	8.81	73502.00	25098.72	34.15
7	Jogulamba	73177.00	43499.69	59.44	41450.00	4243.11	10.24	114627.00	47742.80	41.65
8	Kamareddy	120581.00	62417.96	51.76	50626.00	2130.26	4.21	171207.00	64548.21	37.70
9	Karimnagar	92934.00	70561.12	75.93	39431.00	10929.03	27.72	132365.00	81490.15	61.56
10	Khammam	136864.00	120892.70	88.33	41199.00	15705.92	38.12	178063.00	136598.62	76.71
11	Komaram Bhim	53929.00	39553.67	73.34	8161.00	383.71	4.70	62090.00	39937.38	64.32
12	Mahabubabad	86021.00	44119.59	51.29	31767.00	2954.26	9.30	117788.00	47073.86	39.96
13	Mahabubnagar	117869.00	54904.67	46.58	45891.00	9612.35	20.95	163760.00	64517.02	39.40
14	Mancherial	87088.00	62690.62	71.99	32534.00	1847.71	5.68	119622.00	64538.34	53.95
15	Medak	79188.00	44361.74	56.02	32146.00	4687.18	14.58	111334.00	49048.92	44.06
16	Medchal	24448.00	34535.58	141.26	21424.00	31197.37	145.62	45872.00	65732.95	143.30
17	Mulugu	35543.00	18128.00	51.00	19572.00	1272.46	6.50	55115.00	19400.45	35.20
18	Nagarkurnool	126199.00	62571.95	49.58	46944.00	4992.51	10.64	173143.00	67564.47	39.02
19	Nalgonda	190768.00	144474.05	75.73	29944.00	20287.71	67.75	220712.00	164761.76	74.65
20	Narayanpet	47172.00	34751.96	73.67	18370.00	2216.90	12.07	65542.00	36968.86	56.40
21	Nirmal	91214.00	72810.63	79.82	31555.00	3571.64	11.32	122769.00	76382.26	62.22
22	Nizamabad	175190.00	100818.09	57.55	76525.00	8737.09	11.42	251715.00	109555.18	43.52
23	Peddapalli	77258.00	39732.05	51.43	23557.00	5391.15	22.89	100815.00	45123.20	44.76
24	Rajanna	58193.00	34875.24	59.93	18974.00	4038.66	21.29	77167.00	38913.91	50.43
25	Rangareddy	105064.00	106390.59	101.26	99072.00	21434.26	21.64	204136.00	127824.84	62.62
26	Sangareddy	119408.00	66250.84	55.48	46021.00	11163.52	24.26	165429.00	77414.36	46.80
27	Siddipet	135818.00	64385.02	47.41	42473.00	9494.24	22.35	178291.00	73879.26	41.44
28	Suryapet	99901.00	96732.34	96.83	18107.00	11491.64	63.47	118008.00	108223.98	91.71
29	Vikarabad	90582.00	60738.46	67.05	67225.00	3610.83	5.37	157807.00	64349.30	40.78
30	Wanaparthy	88306.00	37158.86	42.08	30676.00	5016.06	16.35	118982.00	42174.92	35.45
31	Warangal Rural	59544.00	50470.14	84.76	25671.00	4805.86	18.72	85215.00	55276.01	64.87
32	Warangal	65726.00	54810.11	83.39	30279.00	11693.77	38.62	96005.00	66503.88	69.27
33	Yadadri	61028.00	57018.85	93.43	9424.00	6923.71	73.47	70452.00	63942.56	90.76
	<b>Total</b>	<b>2924428.00</b>	<b>2058378.69</b>	<b>70.39</b>	<b>1144537.00</b>	<b>343025.49</b>	<b>29.97</b>	<b>4068965.00</b>	<b>2401404.18</b>	<b>59.02</b>

## ANNUAL CREDIT PLAN 2018-19 : DISTRICT-WISE ACHIEVEMENT AS ON 30.09.19

(Rs. In lac)

Sl.No	Name of the District	Agri. Infrastructure			Agri. Ancillary Activities			Total Direct Agriculture Advances		
		Target	Achievement	% to Total Achievement	Target	Achievement	% to Total Achievement	Target	Achievement	% to Total Achievement
1	Adilabad	4231.00	30.00	0.71	21876.00	984.29	4.50	141961.00	93527.95	65.88
2	Bhadradri	8204.00	0.00	0.00	64319.00	15.76	0.02	228529.00	63112.57	27.62
3	Hyderabad	0.00	13209.06	#DIV/0!	0.00	93495.78	#DIV/0!	0.00	314482.22	#DIV/0!
4	Jagtial	7490.00	4.70	0.06	28224.00	702.27	2.49	170302.00	68481.09	40.21
5	Jangaon	6970.00	0.00	0.00	7531.00	190.81	2.53	125485.00	45846.86	36.54
6	Jayashankar	3443.00	0.21	0.01	3748.00	8.36	0.22	80693.00	25107.29	31.11
7	Jogulamba	940.00	0.00	0.00	22058.00	72.61	0.33	137625.00	47815.41	34.74
8	Kamareddy	8659.00	48.09	0.56	4000.00	1602.66	40.07	183866.00	66198.96	36.00
9	Karimnagar	4276.00	25.22	0.59	28880.00	9045.57	31.32	165521.00	90560.94	54.71
10	Khammam	8428.00	6.85	0.08	50819.00	1407.31	2.77	237310.00	138012.78	58.16
11	Komaram Bhim	1646.00	0.00	0.00	911.00	0.00	0.00	64647.00	39937.38	61.78
12	Mahabubabad	6689.00	0.00	0.00	5635.00	520.81	9.24	130112.00	47594.67	36.58
13	Mahabubnagar	6206.00	5.38	0.09	35905.00	375.44	1.05	205871.00	64897.83	31.52
14	Mancherial	21002.00	0.00	0.00	16005.00	470.00	2.94	156629.00	65008.34	41.50
15	Medak	5356.00	112.00	2.09	15562.00	2611.63	16.78	132252.00	51772.54	39.15
16	Medchal	603.00	192.74	31.96	19896.00	3973.77	19.97	66371.00	69899.46	105.32
17	Mulugu	2577.00	0.00	0.00	2852.00	418.53	14.67	60544.00	19818.98	32.73
18	Nagarkurnool	5564.00	0.00	0.00	31554.00	541.19	1.72	210261.00	68105.66	32.39
19	Nalgonda	5330.00	0.00	0.00	69680.00	10772.37	15.46	295722.00	175534.13	59.36
20	Narayanpet	2486.00	0.00	0.00	14369.00	0.42	0.00	82397.00	36969.28	44.87
21	Nirmal	10682.00	0.00	0.00	5102.00	22.49	0.44	138553.00	76404.75	55.14
22	Nizamabad	16500.00	62.98	0.38	9000.00	19456.64	216.18	277215.00	129074.80	46.56
23	Peddapalli	3421.00	26.25	0.77	21339.00	3639.57	17.06	125575.00	48789.02	38.85
24	Rajanna	3741.00	34.42	0.92	15076.00	339.18	2.25	95984.00	39287.51	40.93
25	Rangareddy	24023.00	967.51	4.03	19394.00	6783.21	34.98	247553.00	135575.57	54.77
26	Sangareddy	8037.00	0.00	0.00	35000.00	681.26	1.95	208466.00	78095.61	37.46
27	Siddipet	5359.00	1.08	0.02	10479.00	1183.29	11.29	194129.00	75063.62	38.67
28	Suryapet	3885.00	4.30	0.11	7437.00	2577.33	34.66	129330.00	110805.60	85.68
29	Vikarabad	2573.00	0.00	0.00	1277.00	2.16	0.17	161657.00	64351.46	39.81
30	Wanaparthy	5738.00	0.00	0.00	12782.00	0.00	0.00	137502.00	42174.92	30.67
31	Warangal Rural	4607.00	0.00	0.00	5757.00	2132.25	37.04	95579.00	57408.26	60.06
32	Warangal	9104.00	916.85	10.07	3877.00	2246.09	57.93	108986.00	69666.82	63.92
33	Yadadri	1028.00	2.96	0.29	41951.00	1501.24	3.58	113431.00	65446.76	57.70
	<b>Total</b>	<b>208798.00</b>	<b>15650.60</b>	<b>7.50</b>	<b>632295.00</b>	<b>167774.27</b>	<b>26.53</b>	<b>4910058.00</b>	<b>2584829.04</b>	<b>52.64</b>

## ANNUAL CREDIT PLAN 2018-19 : DISTRICT-WISE ACHIEVEMENT AS ON 30.09.19

Sl.No	Name of the District	Micro, Small & Medium Enterprises			Other Priority Sector			Export Credit			Total Priority Sector		
		Target	Achieve-ment	% to Total Achieve-	Target	Achieve-ment	% to Total	Target	Achieve-	% to Total	Target	Achieve-ment	% to Total
1	Adilabad	24600.00	41402.53	168.30	10098.00	6993.69	69.26	0.00	0.00	#DIV/0!	176659.00	141924.18	80.34
2	Bhadradri	31755.00	29712.90	93.57	54815.00	5527.87	10.08	0.00	0.00	#DIV/0!	315099.00	98353.33	31.21
3	Hyderabad	746844.00	1215335.07	162.73	245000.00	132117.62	53.93	0.00	789.82	#DIV/0!	991844.00	1662724.73	167.64
4	Jagtial	52341.00	29056.73	55.51	9134.00	5682.85	62.22	0.00	0.00	#DIV/0!	231777.00	103220.66	44.53
5	Jangaon	24504.00	33561.31	136.96	7798.00	3085.99	39.57	0.00	0.00	#DIV/0!	157787.00	82494.16	52.28
6	Jayashankar	15669.00	20109.99	128.34	5300.00	2153.56	40.63	0.00	0.00	#DIV/0!	101662.00	47370.84	46.60
7	Jogulamba	16502.00	22725.66	137.71	19602.00	1925.27	9.82	0.00	0.00	#DIV/0!	173729.00	72466.34	41.71
8	Kamareddy	27213.00	23580.93	86.65	38145.00	3765.24	9.87	0.00	0.00	#DIV/0!	249224.00	93545.13	37.53
9	Karimnagar	63242.00	88220.34	139.50	6964.00	10197.88	146.44	0.00	0.00	#DIV/0!	235727.00	188979.16	80.17
10	Khammam	43135.00	56176.61	130.23	51113.00	11553.10	22.60	0.00	0.00	#DIV/0!	331558.00	205742.48	62.05
11	Komaram Bhim	9658.00	44563.11	461.41	10255.00	1872.92	18.26	0.00	0.00	#DIV/0!	84560.00	86373.40	102.14
12	Mahabubabad	25579.00	23522.79	91.96	3389.00	3088.24	91.13	0.00	0.00	#DIV/0!	159080.00	74205.70	46.65
13	Mahabubnagar	24338.00	40049.34	164.55	10678.00	6509.88	60.97	0.00	0.00	#DIV/0!	240887.00	111457.05	46.27
14	Mancherial	26835.00	35482.16	132.22	21112.00	4960.97	23.50	0.00	0.00	#DIV/0!	204576.00	105451.47	51.55
15	Medak	14670.00	31861.38	217.19	9521.00	5322.03	55.90	0.00	0.00	#DIV/0!	156443.00	88955.96	56.86
16	Medchal	354209.00	195184.54	55.10	118510.00	38555.82	32.53	0.00	0.00	#DIV/0!	539090.00	303639.82	56.32
17	Mulugu	10185.00	23844.94	234.12	3869.00	1323.69	34.21	0.00	0.00	#DIV/0!	74598.00	44987.61	60.31
18	Nagarkurnool	8094.00	24528.70	303.05	8554.00	2258.02	26.40	0.00	0.00	#DIV/0!	226909.00	94892.37	41.82
19	Nalgonda	52643.00	42834.71	81.37	29323.00	8342.26	28.45	0.00	0.00	#DIV/0!	377688.00	226711.11	60.03
20	Narayanpet	9740.00	17989.46	184.70	4272.00	1711.00	40.05	0.00	0.00	#DIV/0!	96409.00	56669.74	58.78
21	Nirmal	18452.00	36044.27	195.34	10136.00	3265.91	32.22	0.00	0.00	#DIV/0!	167141.00	115714.93	69.23
22	Nizamabad	56844.00	51505.08	90.61	94566.00	6658.91	7.04	0.00	0.00	#DIV/0!	428625.00	187238.80	43.68
23	Peddapalli	32377.00	24503.97	75.68	5660.00	3872.17	68.41	0.00	0.00	#DIV/0!	163612.00	77165.16	47.16
24	Rajanna	25226.00	24476.82	97.03	5209.00	4471.76	85.85	0.00	0.00	#DIV/0!	126419.00	68236.09	53.98
25	Rangareddy	130380.00	327204.19	250.96	74118.00	49608.40	66.93	0.00	0.00	#DIV/0!	452051.00	512388.15	113.35
26	Sangareddy	42185.00	39748.57	94.22	55450.00	19836.64	35.77	0.00	0.00	#DIV/0!	306101.00	137680.83	44.98
27	Siddipet	26176.00	35814.85	136.82	25756.00	9448.75	36.69	0.00	0.00	#DIV/0!	246061.00	120327.22	48.90
28	Suryapet	28031.00	53293.50	190.12	58009.00	5497.73	9.48	0.00	0.00	#DIV/0!	215370.00	169596.83	78.75
29	Vikarabad	73206.00	23633.38	32.28	99040.00	1513.58	1.53	0.00	0.00	#DIV/0!	333903.00	89498.42	26.80
30	Wanaparthy	2347.00	18287.60	779.19	2051.00	2073.59	101.10	0.00	0.00	#DIV/0!	141900.00	62536.11	44.07
31	Warangal Rural	45200.00	36101.71	79.87	5223.00	2499.14	47.85	0.00	0.00	#DIV/0!	146002.00	96009.10	65.76
32	Warangal	57943.00	66939.51	115.53	20058.00	8617.86	42.96	0.00	0.00	#DIV/0!	186987.00	145224.19	77.67
33	Yadadri	21900.00	26723.55	122.03	10898.00	3112.60	28.56	0.00	0.00	#DIV/0!	146229.00	95282.91	65.16
	<b>Total</b>	<b>2142023.00</b>	<b>2804020.20</b>	<b>130.91</b>	<b>1133626.00</b>	<b>377424.92</b>	<b>33.29</b>	<b>0.00</b>	<b>789.82</b>	<b>#DIV/0!</b>	<b>8185707.00</b>	<b>5767063.99</b>	<b>70.45</b>

## BANK-WISE MSME ADVANCES (DIRECT &amp; INDIRECT) AS ON 30.09.19

## BANK-WISE MSME ADVANCES (DIRECT &amp; IN (Rs. In lac)

Sl.No	Name of the Bank	Micro Enterprises (Priority Sector)		Small Enterprises (Priority Sector)		Medium Enterprises (Priority Sector)		Total Micro & Small Enterprises (Priority Sector)		Total MSME (Priority Sector)	
		Outstanding		Outstanding		Outstanding		Outstanding		Outstanding	
		No. of A/c.	Amount	No. of A/c.	Amount	No. of A/c.	Amount	No. of A/c.	Amount	No. of A/c.	Amount
1	Allahabad Bank	3438	10766.00	844	19814.00	14	7617.00	4282	30580.00	4296	38197.00
2	Andhra Bank	69447	398928.75	3755	294022.18	1468	156900.31	73202	692950.93	74670	849851.24
3	Bank Of Baroda	11161	55632.98	2337	87607.00	14	20403.22	13498	143239.98	13512	163643.20
4	Bank of India	17529	52525.24	1968	82209.01	94	11188.67	19497	134734.25	19591	145922.92
5	Bank of Maharashtra	2745	27654.84	382	18936.71	21	4656.59	3127	46591.56	3148	51248.14
6	Canara Bank	27119	139862.00	1620	90371.00	196	62595.00	28739	230233.00	28935	292828.00
7	Central Bank of India	7328	21262.28	1368	32133.10	64	10472.03	8696	53395.38	8760	63867.41
8	Corporation Bank	14128	35793.81	501	23732.91	62	9276.75	14629	59526.72	14691	68803.47
9	Indian Bank	15382	37442.23	2679	26931.89	245	23591.26	18061	64374.12	18306	87965.38
10	Indian Overseas Bank	14238	42527.37	1117	61211.76	67	13789.05	15355	103739.13	15422	117528.18
11	Oriental Bank of Commerce	3216	19024.34	1444	40334.65	38	4967.99	4660	59358.99	4698	64326.99
12	Punjab National Bank	7539	17213.21	504	33832.79	77	24391.13	8043	51046.00	8120	75437.13
13	Punjab & Sind Bank	186	2812.08	16	107.24	7	43.13	202	2919.32	209	2962.45
14	Syndicate Bank	23895	63832.43	7884	55105.58	49	12667.80	31779	118938.00	31829	131605.80
15	UCO Bank	7261	35749.00	1724	23861.00	355	15464.00	8985	59610.00	9340	75074.00
16	Union Bank Of India	15173	40774.90	887	40534.66	230	86425.00	16060	81309.56	16290	167734.56
17	United Bank of India	1801	6008.09	414	6213.47	9	313.40	2215	12221.56	2224	12534.96
18	State Bank of India	363798	319688.00	220005	502729.00	176994	298001.00	583803	822417.00	760797	1120418.00
	<b>PUBLIC SECTOR BANKS TOTAL</b>	<b>605384</b>	<b>1327497.55</b>	<b>249449</b>	<b>1439687.95</b>	<b>180004</b>	<b>762763.33</b>	<b>854833</b>	<b>2767185.50</b>	<b>1034838</b>	<b>3529948.83</b>
19	Axis Bank	5794	91755.19	2589	127012.59	0	0.00	8383	218767.77	8383	218767.77
20	Bhandhan Bank	12715	2820	0	0	0	0	12715	2819.55	12715	2819.55
21	CSB Bank	0	0.00	0	0.00	0	0.00	0	0.00	0	0.00
22	City Union Bank	477	15981.49	268	31490.53	36	6068.11	745	47472.02	781	53540.13
23	DCB Bank	1351	30073.01	342	8067.90	13	1060.18	1693	38140.92	1706	39201.10
24	Dhanalaxmi Bank	12	115.09	10	311.44	11	807.46	22	426.53	33	1233.99
25	Equias Bank	1798	5834.00	716	5576.00	16	212.00	2514	11410.00	2530	11622.00
26	Federal Bank	103	4144.86	81	7488.55	14	4192.70	184	11633.41	198	15826.11
27	HDFC Bank	46070	157117.74	19532	258766.78	2261	93749.89	65602	415884.52	67863	509634.41
28	ICICI Bank	10678	166714.00	12099	222233.18	781	55865.20	22777	388947.19	23558	444812.38
29	IDBI Bank	9675	44465.10	985	31044.74	55	11524.68	10660	75509.84	10715	87034.52
30	Indusind Bank	26504	41487.32	4599	63182.85	608	34640.05	31103	104670.16	31711	139310.21
31	Jammu & Kashmir Bank	192	1176.12	0	0.00	0	0.00	192	1176.12	192	1176.12
32	Karnataka Bank	708	14799.98	371	26129.54	37	8240.64	1079	40929.52	1116	49170.16
33	Karur Vysya Bank	3635	26175.00	584	42821.00	54	8769.00	4219	68996.00	4273	77765.00
34	KBSLAB	8048	3407.02	0	0.00	0	0.00	8048	3407.02	8048	3407.02
35	Laxmi Vilas Bank	330	9395.47	653	18401.42	1	4.54	983	27796.89	984	27801.43
36	RBL Bank	4286	24292.00	685	16857.00	61	1479.00	4971	41149.00	5032	42628.00
37	South Indian Bank	379	4515.00	268	23454.00	93	21501.00	647	27969.00	740	49470.00
38	Kotak Mahindra Bank	2901	57803.28	4871	161669.00	918	35214.94	7772	219472.28	8690	254687.21
39	Yes Bank	2976	83389.00	2700	75101.00	1023	32287.00	5676	158490.00	6699	190777.00
40	Tamilnadu Mer. Bank	379	6483.15	40	5861.92	1	37.09	419	12345.07	420	12382.16
	<b>PRIVATE SECTOR BANKS TOTAL</b>	<b>139011</b>	<b>791943.37</b>	<b>51393</b>	<b>1125469.44</b>	<b>5983</b>	<b>315653.48</b>	<b>190404</b>	<b>1917412.81</b>	<b>196387</b>	<b>2233066.29</b>
	<b>COMMERCIAL BANKS TOTAL</b>	<b>744395</b>	<b>2119440.92</b>	<b>300842</b>	<b>2565157.39</b>	<b>185987</b>	<b>1078416.81</b>	<b>1045237</b>	<b>4684598.31</b>	<b>1231225</b>	<b>5763015.12</b>
41	TS Co-op Apex Bank	1020	497.62	7648	5828.99	0	0.00	8668	6326.61	8668	6326.61
42	A P Mahesh Co-op Bank	4106	9181.14	800	38031.34	50	21988.24	4906	47212.48	4956	69200.72
	<b>Co-OPERATIVE BANKS TOTAL</b>	<b>5126</b>	<b>9678.76</b>	<b>8448</b>	<b>43860.33</b>	<b>50</b>	<b>21988.24</b>	<b>13574</b>	<b>53539.09</b>	<b>13624</b>	<b>75527.33</b>
43	APGVB	71467	93652.97	0	0.00	0	0.00	71467	93652.97	71467	93652.97
44	Telangana Grameena Bank	45625	50317.65	0	0.00	0	0.00	45625	50317.65	45625	50317.65
	<b>REGIONAL RURAL BANKS TOTAL</b>	<b>117092</b>	<b>143970.62</b>	<b>0</b>	<b>0.00</b>	<b>0</b>	<b>0.00</b>	<b>117092</b>	<b>143970.62</b>	<b>117092</b>	<b>143970.62</b>
45	APSFC	58	1564.52	1354	85408.58	66	25713.44	1412	86973.10	1478	112686.54
	<b>OTHERS TOTAL</b>	<b>58</b>	<b>1564.52</b>	<b>1354</b>	<b>85408.58</b>	<b>66</b>	<b>25713.44</b>	<b>1412</b>	<b>86973.10</b>	<b>1478</b>	<b>112686.54</b>
	<b>GRAND TOTAL</b>	<b>866671</b>	<b>2274654.82</b>	<b>310644</b>	<b>2694426.30</b>	<b>186103</b>	<b>1126118.49</b>	<b>1177315</b>	<b>4969081.12</b>	<b>1363419</b>	<b>6095199.61</b>

**SLBC TELANGANA**

**BANK-WISE HOUSING LOANS AS ON 30.09.19**

(Rs. In lac)

CONVENOR :




**ANNEXURE 12**

Sl.No	Name of the Bank	PRIORITY SECTOR ADVANCES				NON-PRIORITY SECTOR ADVANCES				TOTAL HOUSING LOANS (Priority + Non-priority)			
		Outstanding		Disbursement		Outstanding		Disbursement		Outstanding		Disbursement	
		No. of A/c	Amount	No. of A/c	Amount	No. of A/c	Amount	No. of A/c	Amount	No. of A/c	Amount	No. of A/c	Amount
1	Allahabad Bank	2272	30560.00	61	1155.00	641	24909.00	72	2739.00	2913	55469.00	133	3894.00
2	Andhra Bank	31376	247550.54	2469	20419.58	8534	260318.23	2094	39710.15	39910	507868.77	4563	60129.73
3	Bank Of Baroda	8216	136824.06	734	15408.91	2598	111730.12	159	5264.62	10814	248554.18	893	20673.53
4	Bank of India	5065	61684.26	162	3026.11	1200	72000.00	80	4780.00	6265	133684.26	242	7806.11
5	Bank of Maharashtra	1683	18785.83	52	554.75	762	20994.11	86	1219.56	2445	39779.94	138	1774.31
6	Canara Bank	4150	47012.00	1707	14785.30	3126	83808.00	628	6178.02	7276	130820.00	2335	20963.32
7	Central Bank of India	4305	32395.83	450	12691.80	0	0.00	0	0.00	4305	32395.83	450	12691.80
8	Corporation Bank	1478	20661.22	165	1207.92	2157	43314.82	96	4608.00	3635	63976.04	261	5815.92
9	Indian Bank	4408	51091.75	330	3217.97	2115	44173.57	122	1196.79	6523	95265.32	452	4414.76
10	Indian Overseas Bank	5008	70009.56	667	10290.48	186	18345.28	30	2048.22	5194	88354.84	697	12338.70
11	Oriental Bank of Commerce	1873	18245.87	223	2574.54	833	23161.11	240	12000.00	2706	41406.98	463	14574.54
12	Punjab National Bank	2529	25048.72	213	3085.55	2173	76179.78	289	8610.95	4702	101228.50	502	11696.50
13	Punjab & Sind Bank	556	4547.87	24	424.85	104	6186.32	3	123.00	660	10734.19	27	547.85
14	Syndicate Bank	8095	48081.53	146	677.25	1389	32877.80	46	368.73	9484	80959.33	192	1045.98
15	UCO Bank	1927	21931.00	145	3663.00	402	20614.00	0	0.00	2329	42545.00	145	3663.00
16	Union Bank Of India	6498	64112.20	383	4526.60	2252	72015.50	326	5812.20	8750	136127.70	709	10338.80
17	United Bank of India	1403	21576.09	148	2022.34	333	10693.05	63	1297.97	1736	32269.14	211	3320.31
18	State Bank of India	84096	856275.00	22700	49632.00	414628	1152401.00	1639	40112.00	498724	2008676.00	24339	89744.00
	<b>PUBLIC SECTOR BANKS TOTAL</b>	<b>174938</b>	<b>1776393.33</b>	<b>30779</b>	<b>149363.95</b>	<b>443433</b>	<b>2073721.69</b>	<b>5973</b>	<b>136069.20</b>	<b>618371</b>	<b>3850115.02</b>	<b>36752</b>	<b>285433.16</b>
19	Axis Bank	8223	49367.64	1593	2973.17	1016	47022.53	0	0.00	9239	96390.17	1593	2973.17
20	Bhandhan Bank	2	16	0	0	0	0.00	0	0.00	2	16.28	0	0.00
21	CSB Bank	9	188.25	0	0.00	0	0.00	0	0.00	9	188.25	0	0.00
22	City Union Bank	330	2973.44	27	282.70	210	4974.76	23	771.31	540	7948.20	50	1054.01
23	DCB Bank	886	11421.19	155	2433.06	1027	33406.71	240	8337.04	1913	44827.91	395	10770.10
24	Dhanalaxmi Bank	203	2767.86	19	360.80	19	661.79	0	0.00	222	3429.65	19	360.80
25	Equitas Bank	38	457.00	15	248.00	0	0.00	0	0.00	38	457.00	15	248.00
26	Federal Bank	999	10730.12	27	383.03	557	22165.67	79	3466.54	1556	32895.79	106	3849.57
27	HDFC Bank	22837	213951.98	2978	3964.54	10585	248410.23	0	0.00	33422	462362.21	2978	3964.54
28	ICICI Bank	13853	162134.50	467	10638.80	17022	722926.48	1698	143364.20	30875	885060.98	2165	154002.99
29	IDBI Bank	8559	98040.79	942	15226.25	3348	119691.17	477	20630.45	11907	217731.96	1419	35856.70
30	Indusind Bank	0	0.00	0	0.00	0	0.00	0	0.00	0	0.00	0	0.00
31	Jammu & Kashmir Bank	75	1102.00	7	144.00	27	644.00	0	0.00	102	1746.00	7	144.00
32	Karnataka Bank	1602	25098.52	333	7768.52	1280	59935.19	348	19147.13	2882	85033.71	681	26915.65
33	Karur Vysya Bank	968	10208.00	15	252.00	0	0.00	0	0.00	968	10208.00	15	252.00
34	KBSLAB	115	184.51	29	29.85	9	90.63	1	3.00	124	275.14	30	32.85
35	Laxmi Vilas Bank	127	1401.53	3	47.95	73	2203.29	3	101.54	200	3604.82	6	149.50
36	RBL Bank	33	237.00	0	0.00	22	791.00	3	232.00	55	1028.00	3	232.00
37	South Indian Bank	615	7070.00	47	743.00	0	0.00	0	0.00	615	7070.00	47	743.00
38	Kotak Mahindra Bank	750	1233.90	5	98.80	0	0.00	0	0.00	750	1233.90	5	98.80
39	Yes Bank	1490	10579.00	612	3225.00	311	8400.00	85	2279.00	1801	18979.00	697	5504.00
40	Tamilnadu Mer. Bank	117	1264.45	29	376.39	54	1389.28	16	413.00	171	2653.73	45	789.39
	<b>PRIVATE SECTOR BANKS TOTAL</b>	<b>61831</b>	<b>610427.97</b>	<b>7303</b>	<b>49195.86</b>	<b>35560</b>	<b>1272712.74</b>	<b>2973</b>	<b>198745.21</b>	<b>97391</b>	<b>1883140.71</b>	<b>10276</b>	<b>247941.08</b>
	<b>COMMERCIAL BANKS TOTAL</b>	<b>236769</b>	<b>2386821.29</b>	<b>38082</b>	<b>198559.82</b>	<b>478993</b>	<b>3346434.44</b>	<b>8946</b>	<b>334814.42</b>	<b>715762</b>	<b>5733255.73</b>	<b>47028</b>	<b>533374.23</b>
41	TS Co-op Bank Ltd	1914	12156.04	438	4048.12	327	2429.50	18	299.83	2241	14585.54	456	4347.95
42	A P Mahesh Co-op Bank	1056	8820.05	342	2457.10	110	2816.52	16	424.61	1166	11636.57	358	2881.71
	<b>Co-OPERATIVE BANKS TOTAL</b>	<b>2970</b>	<b>20976.09</b>	<b>780</b>	<b>6505.22</b>	<b>437</b>	<b>5246.02</b>	<b>34</b>	<b>724.44</b>	<b>3407</b>	<b>26222.11</b>	<b>814</b>	<b>7229.66</b>
43	APGVB	11902	133658.04	1278	24235.48	1766	54597.45	164	9908.16	13668	188255.49	1442	34143.64
44	Telangana Grameena Bank	7108	60239.45	2452	12210.03	266	9170.84	0	0.00	7374	69410.29	2452	12210.03
	<b>REGIONAL RURAL BANKS TOTAL</b>	<b>19010</b>	<b>193897.49</b>	<b>3730</b>	<b>36445.51</b>	<b>2032</b>	<b>63768.29</b>	<b>164</b>	<b>9908.16</b>	<b>21042</b>	<b>257665.78</b>	<b>3894</b>	<b>46353.67</b>
45	APSFC	0	0.00	0	0.00	0	0.00	0	0.00	0	0.00	0	0.00
	<b>OTHERS TOTAL</b>	<b>0</b>	<b>0.00</b>	<b>0</b>	<b>0.00</b>	<b>0</b>	<b>0.00</b>	<b>0</b>	<b>0.00</b>	<b>0</b>	<b>0.00</b>	<b>0</b>	<b>0.00</b>
	<b>GRAND TOTAL</b>	<b>258749</b>	<b>2601694.87</b>	<b>42592</b>	<b>241510.55</b>	<b>481462</b>	<b>3415448.75</b>	<b>9144</b>	<b>345447.02</b>	<b>740211</b>	<b>6017143.62</b>	<b>51736</b>	<b>586957.56</b>

## SLBC TELANGANA

BANK-WISE EDUCATION LOANS AS ON 30.09.19

CONVENOR : 

ANNEXURE 13

(Rs. In lac)

Sl.No	Name of the Bank	PRIORITY SECTOR ADVANCES				NON-PRIORITY SECTOR ADVANCES				TOTAL EDUCATION LOANS (Priority + Non-priority)			
		Outstanding		Disbursement		Outstanding		Disbursement		Outstanding		Disbursement	
		No. of a/c	Amount	No. of a/c	Amount	No. of a/c	Amount	No. of a/c	Amount	No. of a/c	Amount	No. of a/c	Amount
1	Allahabad Bank	367	2186.00	18	114.00	241	2659.00	20	189.00	608	4845.00	38	303.00
2	Andhra Bank	4035	18048.36	110	263.62	444	5687.16	97	594.08	4479	23735.52	207	857.70
3	Bank Of Baroda	3001	18819.00	281	1355.84	158	1622.22	34	288.35	3159	20441.22	315	1644.19
4	Bank of India	1103	6000.65	24	219.60	110	3300.00	10	280.00	1213	9300.65	34	499.60
5	Bank of Maharashtra	314	1335.97	49	108.30	144	2101.92	42	260.09	458	3437.89	91	368.39
6	Canara Bank	3740	20496.00	1694	4698.02	1130	9482.00	132	1659.61	4870	29978.00	1826	6357.63
7	Central Bank of India	1236	3854.90	44	541.90	0	0.00	0	0.00	1236	3854.90	44	541.90
8	Corporation Bank	1132	4570.22	168	267.10	0	0.00	0	0.00	1132	4570.22	168	267.10
9	Indian Bank	3216	18254.35	327	1526.31	793	5216.28	7	101.26	4009	23470.63	334	1627.57
10	Indian Overseas Bank	1216	6992.68	207	736.45	0	0.00	0	0.00	1216	6992.68	207	736.45
11	Oriental Bank of Commerce	1237	6604.80	348	2436.82	265	2914.32	75	800.00	1502	9519.12	423	3236.82
12	Punjab National Bank	1395	8801.73	398	1929.22	9	4385.88	0	0.00	1404	13187.61	398	1929.22
13	Punjab & Sind Bank	35	295.70	4	65.40	19	61.53	0	0.00	54	357.23	4	65.40
14	Syndicate Bank	4005	18439.48	117	270.90	142	2741.25	0	0.00	4147	21180.73	117	270.90
15	UCO Bank	748	1998.50	17	50.00	113	688.00	0	0.00	861	2686.50	17	50.00
16	Union Bank Of India	2413	9536.36	56	312.20	455	6927.60	120	483.60	2868	16463.96	176	795.80
17	United Bank of India	59	320.23	0	0.00	132	1216.28	29	117.18	191	1536.51	29	117.18
18	State Bank of India	23520	116410.00	9312	27586.00	8797	57166.00	231	1302.00	32317	173576.00	9543	28888.00
	<b>PUBLIC SECTOR BANKS TOTAL</b>	<b>52772</b>	<b>262964.93</b>	<b>13174</b>	<b>42481.68</b>	<b>12952</b>	<b>106169.44</b>	<b>797</b>	<b>6075.17</b>	<b>65724</b>	<b>369134.37</b>	<b>13971</b>	<b>48556.84</b>
19	Axis Bank	1697	8733.41	468	2927.67	4	73.10	0	0.00	1701	8806.51	468	2927.67
20	Bhandhan Bank	0	0.00	0	0.00	0	0.00	0	0.00	0	0.00	0	0.00
21	CSB Bank	2	17.35	0	0.00	0	0.00	0	0.00	2	17.35	0	0.00
22	City Union Bank	31	172.96	2	3.50	23	373.21	5	30.76	54	546.17	7	34.26
23	DCB Bank	33	83.25	22	54.59	30	192.22	19	55.87	63	275.47	41	110.47
24	Dhanalaxmi Bank	9	51.77	2	12.00	5	36.25	0	0.00	14	88.02	2	12.00
25	Equitas Bank	0	0.00	0	0.00	0	0.00	0	0.00	0	0.00	0	0.00
26	Federal Bank	32	109.62	5	10.80	14	216.08	7	49.12	46	325.69	12	59.92
27	HDFC Bank	128	322.67	2	4.09	6	93.91	1	8.63	134	416.58	3	12.72
28	ICICI Bank	451	1749.85	228	916.98	40	638.87	30	543.77	491	2388.72	258	1460.76
29	IDBI Bank	1450	9404.69	86	398.29	10	73.05	7	43.28	1460	9477.74	93	441.57
30	Indusind Bank	0	0.00	0	0.00	0	0.00	0	0.00	0	0.00	0	0.00
31	Jammu & Kashmir Bank	15	79.00	1	20.00	0	0.00	0	0.00	15	79.00	1	20.00
32	Karnataka Bank	65	343.19	5	35.49	167	1456.38	10	205.55	232	1799.57	15	241.04
33	Karur Vysya Bank	155	602.00	6	45.00	0	0.00	0	0.00	155	602.00	6	45.00
34	KBSLAB	0	0.00	0	0.00	0	0.00	0	0.00	0	0.00	0	0.00
35	Laxmi Vilas Bank	8	81.39	0	0.00	23	246.96	3	8.27	31	328.34	3	8.27
36	RBL Bank	0	0.00	0	0.00	0	0.00	0	0.00	0	0.00	0	0.00
37	South Indian Bank	29	104.00	0	0.00	0	0.00	0	0.00	29	104.00	0	0.00
38	Kotak Mahindra Bank	6	4.82	0	0.00	0	0.00	0	0.00	6	4.82	0	0.00
39	Yes Bank	0	0.00	0	0.00	0	0.00	0	0.00	0	0.00	0	0.00
40	Tamilnadu Mer. Bank	11	53.68	5	11.27	3	20.42	1	1.75	14	74.10	6	13.02
	<b>PRIVATE SECTOR BANKS TOTAL</b>	<b>4122</b>	<b>21913.65</b>	<b>832</b>	<b>4439.69</b>	<b>325</b>	<b>3420.45</b>	<b>83</b>	<b>947.00</b>	<b>4447</b>	<b>25334.10</b>	<b>915</b>	<b>5386.69</b>
	<b>COMMERCIAL BANKS TOTAL</b>	<b>56894</b>	<b>284878.57</b>	<b>14006</b>	<b>46921.37</b>	<b>13277</b>	<b>109589.89</b>	<b>880</b>	<b>7022.17</b>	<b>70171</b>	<b>394468.46</b>	<b>14886</b>	<b>53943.54</b>
41	TS Co-op Bank Ltd	911	7170.92	107	1129.10	116	731.95	30	190.44	1027	7902.87	137	1319.54
42	A P Mahesh Co-op Bank	3249	4371.87	2294	2540.12	0	0.00	76	108.40	3249	4371.87	2370	2648.52
	<b>Co-OPERATIVE BANKS TOTAL</b>	<b>4160</b>	<b>11542.79</b>	<b>2401</b>	<b>3669.22</b>	<b>116</b>	<b>731.95</b>	<b>106</b>	<b>298.84</b>	<b>4276</b>	<b>12274.74</b>	<b>2507</b>	<b>3968.06</b>
43	APGVB	1250	4587.33	132	427.79	0	0.00	0	0.00	1250	4587.33	132	427.79
44	Telangana Grameena Bank	568	1206.62	74	122.89	37	550.05	0	0.00	605	1756.67	74	122.89
	<b>REGIONAL RURAL BANKS TOTAL</b>	<b>1818</b>	<b>5793.95</b>	<b>206</b>	<b>550.68</b>	<b>37</b>	<b>550.05</b>	<b>0</b>	<b>0.00</b>	<b>1855</b>	<b>6344.00</b>	<b>206</b>	<b>550.68</b>
45	APSFC	0	0	0	0	0	0	0	0	0	0.00	0	0.00
	<b>OTHERS TOTAL</b>	<b>0</b>	<b>0.00</b>	<b>0</b>	<b>0.00</b>	<b>0</b>	<b>0.00</b>	<b>0</b>	<b>0.00</b>	<b>0</b>	<b>0.00</b>	<b>0</b>	<b>0.00</b>
	<b>GRAND TOTAL</b>	<b>62872</b>	<b>302215.31</b>	<b>16613</b>	<b>51141.27</b>	<b>13430</b>	<b>110871.89</b>	<b>986</b>	<b>7321.01</b>	<b>76302</b>	<b>413087.20</b>	<b>17599</b>	<b>58462.28</b>



## BANK-WISE TARGETS ALLOCATED FOR THE YEAR 2019-20 - EDUCATION LOANS (PRIORITY SECTOR) POSITION AS AT THE END OF 30.09.19

(Rs. In lac)

Sl.No	Name of the Bank	Targets for 2019-20		Outstandings		Disbursement		Overdue position			NPAs	
		No. of a/c	Amount	No. of a/c	Amount	No. of a/c	Amount	No. of a/c	Amount	Amount	No. of a/c	Amount
1	Allahabad Bank	587	1214.00	367	2186.00	18	114.00	76	556.00	36.00	13	48.00
2	Andhra Bank	10156	25955.00	4035	18048.36	110	263.62	1752	7446.57	2322.20	583	1016.40
3	Bank Of Baroda	3685	6624.00	3001	18819.00	281	1355.84	96	631.85	631.85	298	443.99
4	Bank of India	1245	2126.00	1103	6000.65	24	219.60	169	885.00	98.20	87	164.13
5	Bank of Maharashtra	416	745.00	314	1335.97	49	108.30	241	0.00	188.06	9	31.95
6	Canara Bank	2825	6166.00	3740	20496.00	1694	4698.02	486	2561.48	117.98	884	6273.83
7	Central Bank of India	1986	3230.00	1236	3854.90	44	541.90	115	796.45	103.47	145	338.91
8	Corporation Bank	1868	2528.00	1132	4570.22	168	267.10	241	978.47	978.47	176	789.24
9	Indian Bank	1882	2835.00	3216	18254.35	327	1526.31	0	0.00	0.00	132	265.37
10	Indian Overseas Bank	2195	3613.00	1216	6992.68	207	736.45	359	1300.40	128.97	171	512.44
11	Oriental Bank of Commerce	447	1612.00	1237	6604.80	348	2436.82	58	192.61	5.20	42	124.83
12	Punjab National Bank	593	2735.00	1395	8801.73	398	1929.22	101	847.14	847.14	67	199.37
13	Punjab & Sind Bank	66	245.00	35	295.70	4	65.40	0	0.00	0.00	1	6.42
14	Syndicate Bank	2992	5736.00	4005	18439.48	117	270.90	2355	8678.48	8176.45	2142	7931.35
15	UCO Bank	400	1517.00	748	1998.50	17	50.00	0	0.00	0.00	0	0.00
16	Union Bank Of India	724	2971.00	2413	9536.36	56	312.20	63	102.20	196.60	793	55.50
17	United Bank of India	210	626.00	59	320.23	0	0.00	0	0.00	0.00	8	19.30
18	State Bank of India	17722	55204.00	23520	116410.00	9312	27586.00	5333	19471.00	7961.00	1096	2646.00
	<b>PUBLIC SECTOR BANKS TOTAL</b>	<b>49999</b>	<b>125682.00</b>	<b>52772</b>	<b>262964.93</b>	<b>13174</b>	<b>42481.68</b>	<b>11445</b>	<b>44447.65</b>	<b>21791.59</b>	<b>6648</b>	<b>20867.03</b>
19	Axis Bank	1962	3400.00	1697	8733.41	468	2927.67	138	513.05	15.95	42	130.36
20	Bhandhan Bank	33	70.00	0	0.00	0	0.00	0	0.00	0.00	0	0.00
21	CSB Bank	39	105.00	2	17.35	0	0.00	0	0.00	0.00	0	0.00
22	City Union Bank	193	939.00	31	172.96	2	3.50	10	51.54	8.87	4	21.24
23	DCB Bank	156	422.00	33	83.25	22	54.59	9	17.82	3.14	2	5.89
24	Dhanalaxmi Bank	84	202.00	9	51.77	2	12.00	0	0.00	0.00	0	0.00
25	Federal Bank	236	483.00	32	109.62	5	10.80	5	10.78	10.78	2	1.78
26	HDFC Bank	3197	9913.00	128	322.67	2	4.09	6	18.31	0.34	2	3.56
27	ICICI Bank	1996	5299.00	451	1749.85	228	916.98	0	0.00	0.00	10	9.31
28	IDBI Bank	668	1882.00	1450	9404.69	86	398.29	0	0.00	0.00	13	49.27
29	Indusind Bank	105	341.00	0	0.00	0	0.00	0	0.00	0.00	0	0.00
30	Jammu & Kashmir Bank	55	105.00	15	79.00	1	20.00	0	0.00	0.00	0	0.00
31	Karnataka Bank	171	543.00	65	343.19	5	35.49	1	0.09	0.09	1	0.09
32	Karur Vysya Bank	580	1775.00	155	602.00	6	45.00	2	12.00	12.00	1	2.00
33	KBSLAB	59	202.00	0	0.00	0	0.00	0	0.00	0.00	0	0.00
34	Laxmi Vilas Bank	373	1217.00	8	81.39	0	0.00	4	59.70	6.00	0	0.00
35	RBL Bank	55	35.00	0	0.00	0	0.00	0	0.00	0.00	0	0.00
36	South Indian Bank	315	679.00	29	104.00	0	0.00	3	9.81	9.81	0	0.00
37	Kotak Mahindra Bank	561	2145.00	6	4.82	0	0.00	0	0.00	0.00	6	5.41
38	Yes Bank	69	324.00	0	0.00	0	0.00	0	0.00	0.00	0	0.00
39	Tamilnadu Mer. Bank	31	289.00	11	53.68	5	11.27	0	0.00	0.00	0	0.00
	<b>PRIVATE SECTOR BANKS TOTAL</b>	<b>10938</b>	<b>30370.00</b>	<b>4122</b>	<b>21913.65</b>	<b>832</b>	<b>4439.69</b>	<b>178</b>	<b>693.11</b>	<b>66.99</b>	<b>83</b>	<b>228.90</b>
	<b>COMMERCIAL BANKS TOTAL</b>	<b>60937</b>	<b>156052.00</b>	<b>56894</b>	<b>284878.57</b>	<b>14006</b>	<b>46921.37</b>	<b>11623</b>	<b>45140.75</b>	<b>21858.57</b>	<b>6731</b>	<b>21095.93</b>
40	TS Co-op Apex Bank	2526	8052.00	911	7170.92	107	1129.10	38	46.94	44.13	19	206.15
41	A P Mahesh Co-op Bank	0	0.00	3249	4371.87	2294	2540.12	0	0.00	0.00	103	209.46
	<b>Co-OPERATIVE BANKS TOTAL</b>	<b>2526</b>	<b>8052.00</b>	<b>4160</b>	<b>11542.79</b>	<b>2401</b>	<b>3669.22</b>	<b>38</b>	<b>46.94</b>	<b>44.13</b>	<b>122</b>	<b>415.61</b>
42	APGVB	4707	13035.00	1250	4587.33	132	427.79	231	503.62	145.79	174	245.12
43	Telangana Grameena Bank	2418	6964.00	568	1206.62	74	122.89	48	191.27	15.17	210	287.84
	<b>REGIONAL RURAL BANKS TOTAL</b>	<b>7125</b>	<b>19999.00</b>	<b>1818</b>	<b>5793.95</b>	<b>206</b>	<b>550.68</b>	<b>279</b>	<b>694.89</b>	<b>160.96</b>	<b>384</b>	<b>532.96</b>
44	APSFC	0	0.00	0	0.00	0	0.00	0	0.00	0.00	0	0.00
	<b>OTHERS TOTAL</b>	<b>0</b>	<b>0.00</b>	<b>0</b>	<b>0.00</b>	<b>0</b>	<b>0.00</b>	<b>0</b>	<b>0.00</b>	<b>0.00</b>	<b>0</b>	<b>0.00</b>
	<b>GRAND TOTAL</b>	<b>70588</b>	<b>184103.00</b>	<b>62872</b>	<b>302215.31</b>	<b>16613</b>	<b>51141.27</b>	<b>11940</b>	<b>45882.58</b>	<b>22063.66</b>	<b>7237</b>	<b>22044.50</b>

## EXPORT CREDIT - BANK-WISE OUTSTANDING AS ON 30.09.19

(Rs. In lac)

Sl.No	Name of the Bank	Outstandings		Disbursement	
		No. of A/c.	Amount	No. of A/c.	Amount
1	Allahabad Bank	0	0.00	0	0.00
2	Andhra Bank	0	0.00	0	0.00
3	Bank Of Baroda	0	0.00	0	0.00
4	Bank of India	9	49.90	0	0.00
5	Bank of Maharashtra	3	278.00	1	138.00
6	Canara Bank	0	0.00	0	0.00
7	Central Bank of India	0	0.00	0	0.00
8	Corporation Bank	0	0.00	0	0.00
9	Indian Bank	0	0.00	0	0.00
10	Indian Overseas Bank	0	0.00	0	0.00
11	Oriental Bank of Commerce	0	0.00	0	0.00
12	Punjab National Bank	5	192.63	0	0.00
13	Punjab & Sind Bank	0	0.00	0	0.00
14	Syndicate Bank	0	0.00	0	0.00
15	UCO Bank	0	0.00	0	0.00
16	Union Bank Of India	0	0.00	0	0.00
17	United Bank of India	0	0.00	0	0.00
18	State Bank of India	251	13106.00	0	0.00
	<b>PUBLIC SECTOR BANKS TOTAL</b>	<b>268</b>	<b>13626.53</b>	<b>1</b>	<b>138.00</b>
19	Axis Bank	0	0.00	0	0.00
20	Bhandhan Bank	0	0.00	0	0.00
21	CSB Bank	0	0.00	0	0.00
22	City Union Bank	0	0.00	0	0.00
23	DCB Bank	0	0.00	0	0.00
24	Dhanalaxmi Bank	0	0.00	0	0.00
25	Equitas Bank	0	0.00	0	0.00
26	Federal Bank	0	0.00	0	0.00
27	HDFC Bank	0	0.00	0	0.00
28	ICICI Bank	2	121.91	2	121.91
29	IDBI Bank	0	0.00	0	0.00
30	Indusind Bank	0	0.00	0	0.00
31	Jammu & Kashmir Bank	0	0.00	0	0.00
32	Karnataka Bank	0	0.00	0	0.00
33	Karur Vysya Bank	0	0.00	0	0.00
34	KBSLAB	0	0.00	0	0.00
35	Laxmi Vilas Bank	0	0.00	0	0.00
36	RBL Bank	0	0.00	0	0.00
37	South Indian Bank	0	0.00	0	0.00
38	Kotak Mahindra Bank	7	218.21	9	529.92
39	Yes Bank	0	0.00	0	0.00
40	Tamilnadu Mer. Bank	0	0.00	0	0.00
	<b>PRIVATE SECTOR BANKS TOTAL</b>	<b>9</b>	<b>340.11</b>	<b>11</b>	<b>651.82</b>
	<b>COMMERCIAL BANKS TOTAL</b>	<b>277</b>	<b>13966.64</b>	<b>12</b>	<b>789.82</b>
41	TS Co-op Apex Bank	0	0.00	0	0.00
42	A P Mahesh Co-op Bank	0	0.00	0	0.00
	<b>Co-OPERATIVE BANKS TOTAL</b>	<b>0</b>	<b>0.00</b>	<b>0</b>	<b>0.00</b>
43	APGVB	0	0.00	0	0.00
44	Telangana Grameena Bank	0	0.00	0	0.00
	<b>REGIONAL RURAL BANKS TOTAL</b>	<b>0</b>	<b>0.00</b>	<b>0</b>	<b>0.00</b>
45	APSFC	0	0.00	0	0.00
	<b>OTHERS TOTAL</b>	<b>0</b>	<b>0.00</b>	<b>0</b>	<b>0.00</b>
	<b>GRAND TOTAL</b>	<b>277</b>	<b>13966.64</b>	<b>12</b>	<b>789.82</b>

## BANK-WISE ADVANCES TO MINORITIES AS ON 30.09.19

(Rs. In lac)

Sl.No	Name of the Bank	Outstanding		Disbursement		Overdue			NPAs	
		No. of a/c	Amount	No. of a/c	Amount	No. of a/c	Total Balance in overdue	Actual overdue amount	No. of a/c	Amount
1	Allahabad Bank	2050	6451.00	460	606.00	84	741.00	64.00	12	92.00
2	Andhra Bank	55935	128973.96	21105	38123.67	26869	63676.26	52745.81	5148	26963.71
3	Bank Of Baroda	10196	28592.42	2160	4095.82	842	1679.55	1679.55	935	1313.97
4	Bank of India	1424	3839.22	210	666.93	350	740.00	85.00	185	397.63
5	Bank of Maharashtra	1269	3944.59	563	1346.86	138	358.00	235.00	95	226.00
6	Canara Bank	27193	44874.51	737	2844.07	856	3501.21	2796.41	1239	2312.22
7	Central Bank of India	5460	11196.30	43	88.15	0	0.00	0.00	0	0.00
8	Corporation Bank	0	0.00	0	0.00	0	0.00	0.00	0	0.00
9	Indian Bank	6260	9426.02	457	424.20	0	0.00	0.00	38	68.34
10	Indian Overseas Bank	20741	17848.40	2653	2046.40	8814	923.30	150.38	5810	8851.82
11	Oriental Bank of Commerce	558	3077.10	0	0.00	59	630.36	20.80	41	502.24
12	Punjab National Bank	2247	24537.74	538	2467.17	572	7916.92	7916.92	208	2222.57
13	Punjab & Sind Bank	0	0.00	0	0.00	0	0.00	0.00	0	0.00
14	Syndicate Bank	5302	11862.63	154	307.45	196	704.13	691.23	187	679.40
15	UCO Bank	5146	9909.00	54	58.00	2740	2939.00	1003.00	2037	1818.00
16	Union Bank Of India	5423	10493.30	366	712.20	2612	5598.99	203.30	1912	2675.55
17	United Bank of India	1345	11378.17	100	1672.00	0	0.00	0.00	0	0.00
18	State Bank of India	696110	621977.00	3865	3624.00	57408	119183.00	57666.00	70583	78037.00
	<b>PUBLIC SECTOR BANKS TOTAL</b>	<b>846659</b>	<b>948381.36</b>	<b>33465</b>	<b>59082.92</b>	<b>101539</b>	<b>208591.72</b>	<b>125257.40</b>	<b>88431</b>	<b>126160.44</b>
19	Axis Bank	1448	9099.44	327	1960.55	0	0.00	0.00	0	0.00
20	Bhandhan Bank	3595	490	1981	427	0	0	0	0	0
21	CSB Bank	0	0.00	0	0.00	0	0.00	0.00	0	0.00
22	City Union Bank	781	884.29	487	523.06	187	443.37	143.88	5	91.70
23	DCB Bank	273	3144.79	20	495.57	45	844.89	21.55	5	11.65
24	Dhanalaxmi Bank	23	139.80	5	21.50	0	0.00	0.00	2	24.55
25	Equitas Bank	594	2065.00	128	798.00	0	0.00	0.00	0	0.00
26	Federal Bank	1078	5112.58	731	1448.14	535	94.78	1131.86	14	0.00
27	HDFC Bank	11358	21393.55	2775	3815.75	616	1727.51	193.68	398	715.24
28	ICICI Bank	6858	30573.57	3033	7803.92	0	0.00	0.00	131	364.59
29	IDBI Bank	1816	8384.27	550	1085.91	0	0.00	0.00	113	232.30
30	Indusind Bank	7701	7978.62	1949	2500.32	0	0.00	0.00	0	0.00
31	Jammu & Kashmir Bank	140	1310.00	0	0.00	8	35.64	35.64	8	35.64
32	Karnataka Bank	225	1240.93	72	323.95	18	25.00	25.00	18	25.00
33	Karur Vysya Bank	0	0.00	0	0.00	0	0.00	0.00	0	0.00
34	KBSLAB	0	0.00	0	0.00	0	0.00	0.00	0	0.00
35	Laxmi Vilas Bank	782	3489.47	359	731.86	223	384.90	11.95	43	44.15
36	RBL Bank	276	968.00	50	233.00	54	63.00	63.00	20	0.45
37	South Indian Bank	0	0.00	0	0.00	0	0.00	0.00	0	0.00
38	Kotak Mahindra Bank	677	5259.14	77	657.01	0	0.00	0.00	32	195.90
39	Yes Bank	384	6250.00	137	4503.00	0	0.00	0.00	0	0.00
40	Tamilnadu Mer. Bank	222	592.16	169	487.28	1	20.00	20.00	1	18.79
	<b>PRIVATE SECTOR BANKS TOTAL</b>	<b>38231</b>	<b>108375.88</b>	<b>12850</b>	<b>27815.89</b>	<b>1687</b>	<b>3639.09</b>	<b>1646.56</b>	<b>790</b>	<b>1759.95</b>
	<b>COMMERCIAL BANKS TOTAL</b>	<b>884890</b>	<b>1056757.24</b>	<b>46315</b>	<b>86898.81</b>	<b>103226</b>	<b>212230.81</b>	<b>126903.95</b>	<b>89221</b>	<b>127920.40</b>
41	TS Co-op Apex Bank	24809	16072.34	13401	7099.31	301	145.82	129.46	251	122.28
42	A P Mahesh Co-op Bank	181	2056.45	33	55.62	0	0.00	0.00	0	0.00
	<b>Co-OPERATIVE BANKS TOTAL</b>	<b>24990</b>	<b>18128.79</b>	<b>13434</b>	<b>7154.93</b>	<b>301</b>	<b>145.82</b>	<b>129.46</b>	<b>251</b>	<b>122.28</b>
43	APGVB	58872	60134.25	20237	14735.68	18592	10856.94	2341.51	921	601.27
44	Telangana Grameena Bank	52876	57481.87	4489	5506.52	13813	12743.79	5880.30	2460	1259.97
	<b>REGIONAL RURAL BANKS TOTAL</b>	<b>111748</b>	<b>117616.12</b>	<b>24726</b>	<b>20242.20</b>	<b>32405</b>	<b>23600.73</b>	<b>8221.81</b>	<b>3381</b>	<b>1861.24</b>
45	APSFC	0	0.00	0	0.00	0	0.00	0.00	0	0.00
	<b>OTHERS TOTAL</b>	<b>0</b>	<b>0.00</b>	<b>0</b>	<b>0.00</b>	<b>0</b>	<b>0.00</b>	<b>0.00</b>	<b>0</b>	<b>0.00</b>
	<b>GRAND TOTAL</b>	<b>1021628</b>	<b>1192502.15</b>	<b>84475</b>	<b>114295.94</b>	<b>135933</b>	<b>235977.36</b>	<b>135255.22</b>	<b>92853</b>	<b>129903.92</b>

## BANK-WISE ADVANCES TO WEAKER SECTIONS AS ON 30.09.19

Sl.No	Name of the Bank	Outstanding		Disbursement		Overdue			NPAs	
		No. of a/c	Amount	No. of a/c	Amount	No. of a/c	Total Balance in overdue accounts	Actual overdue amount	No. of a/c	Amount
1	Allahabad Bank	1766	4360.00	464	722.00	148	622.00	101.00	29	101.00
2	Andhra Bank	754577	782560.71	323857	326685.81	428832	401659.81	177890.03	33889	23148.63
3	Bank Of Baroda	67160	63259.27	23	55.67	0	0.00	0.00	0	0.00
4	Bank of India	25530	28307.66	4184	3501.92	4556	5526.00	614.00	2569	3045.69
5	Bank of Maharashtra	17215	22736.09	6761	8523.18	1695	1258.00	635.00	1135	836.00
6	Canara Bank	216764	229005.52	19523	22682.50	11262	13921.66	10002.12	9021	8672.21
7	Central Bank of India	21059	47247.65	3846	7828.17	0	0.00	0.00	0	0.00
8	Corporation Bank	39076	53885.99	6308	7025.06	8576	11826.00	11826.00	7284	9827.25
9	Indian Bank	52957	50624.91	3780	2660.70	0	0.00	0.00	684	242.65
10	Indian Overseas Bank	9086	8834.52	1077	822.11	4403	3763.69	515.00	3678	3371.19
11	Oriental Bank of Commerce	4020	9976.19	1107	3756.06	138	864.17	15.60	126	781.86
12	Punjab National Bank	40783	42024.94	12109	10306.82	9964	12886.54	12886.54	3490	3623.12
13	Punjab & Sind Bank	0	0.00	0	0.00	0	0.00	0.00	0	0.00
14	Syndicate Bank	61351	59366.88	1656	1901.68	5060	6452.15	6133.95	4601	5872.73
15	UCO Bank	4683	4000.00	54	81.00	2385	1818.00	1032.00	1789	1325.00
16	Union Bank Of India	109252	128113.00	6426	7712.22	19566	10156.60	3129.30	13456	4389.90
17	United Bank of India	212	305.26	20	81.98	0	0.00	0.00	0	0.00
18	State Bank of India	1279114	1238716.00	3911	3831.00	33849	66580.00	27211.00	109874	100921.00
	<b>PUBLIC SECTOR BANKS TOTAL</b>	<b>2704605</b>	<b>2773324.59</b>	<b>395106</b>	<b>408177.88</b>	<b>530435</b>	<b>537334.62</b>	<b>251991.54</b>	<b>191625</b>	<b>166158.23</b>
19	Axis Bank	0	0.00	0	0.00	0	0.00	0.00	0	0.00
20	Bhandhan Bank	12868	1669.42	7459	1555.88	0	0.00	0.00	0	0.00
21	CSB Bank	0	0.00	0	0.00	0	0.00	0.00	0	0.00
22	City Union Bank	8385	6296.96	4436	3261.31	1559	1054.40	993.08	4	3.34
23	DCB Bank	4524	10301.95	1490	3022.37	999	2162.82	302.41	116	330.06
24	Dhanalaxmi Bank	0	0.00	0	0.00	0	0.00	0.00	0	0.00
25	Equitas Bank	0	0.00	0	0.00	0	0.00	0.00	0	0.00
26	Federal Bank	4587	9236.48	3008	5597.27	3110	5544.26	5549.09	7	62.30
27	HDFC Bank	62451	89105.78	18046	17668.79	3315	7226.44	1903.34	940	1619.58
28	ICICI Bank	83101	172573.37	47523	46354.40	0	0.00	0.00	973	7921.41
29	IDBI Bank	17894	39670.06	7279	13351.99	0	0.00	0.00	1264	1827.55
30	Indusind Bank	53614	71590.23	9029	17642.85	0	0.00	0.00	2756	683.98
31	Jammu & Kashmir Bank	1	0.80	0	0.00	0	0.00	0.00	0	0.00
32	Karnataka Bank	0	0.00	0	0.00	0	0.00	0.00	0	0.00
33	Karur Vysya Bank	0	0.00	0	0.00	0	0.00	0.00	0	0.00
34	KBSLAB	0	0.00	0	0.00	0	0.00	0.00	0	0.00
35	Laxmi Vilas Bank	0	0.00	0	0.00	0	0.00	0.00	0	0.00
36	RBL Bank	608	1772.00	128	424.00	122	197.00	197.00	49	1.00
37	South Indian Bank	0	0.00	0	0.00	0	0.00	0.00	0	0.00
38	Kotak Mahindra Bank	11290	32042.80	1062	4666.99	0	0.00	0.00	1953	690.22
39	Yes Bank	1169	6351.00	92	2754.00	0	0.00	0.00	0	0.00
40	Tamilnadu Mer. Bank	2359	2371.89	1538	1577.44	2	20.85	20.85	2	19.95
	<b>PRIVATE SECTOR BANKS TOTAL</b>	<b>262851</b>	<b>442982.74</b>	<b>101090</b>	<b>117877.29</b>	<b>9107</b>	<b>16205.77</b>	<b>8965.77</b>	<b>8064</b>	<b>13159.40</b>
	<b>COMMERCIAL BANKS TOTAL</b>	<b>2967456</b>	<b>3216307.32</b>	<b>496196</b>	<b>526055.17</b>	<b>539542</b>	<b>553540.39</b>	<b>260957.31</b>	<b>199689</b>	<b>179317.63</b>
41	TS Co-op Apex Bank	350367	188194.83	176800	88399.61	13535	9617.13	4330.27	12192	4477.79
42	A P Mahesh Co-op Bank	2764	13009.57	1765	3477.07	0	0.00	0.00	0	0.00
	<b>Co-OPERATIVE BANKS TOTAL</b>	<b>353131</b>	<b>201204.40</b>	<b>178565</b>	<b>91876.68</b>	<b>13535</b>	<b>9617.13</b>	<b>4330.27</b>	<b>12192</b>	<b>4477.79</b>
43	APGVB	643636	739429.25	251350	177401.83	145623	103627.41	18223.62	15364	7146.59
44	Telangana Grameena Bank	343329	383665.34	59633	64860.91	100500	96611.38	40831.08	25814	13510.98
	<b>REGIONAL RURAL BANKS TOTAL</b>	<b>986965</b>	<b>1123094.59</b>	<b>310983</b>	<b>242262.74</b>	<b>246123</b>	<b>200238.79</b>	<b>59054.70</b>	<b>41178</b>	<b>20657.57</b>
45	APSFC	0	0.00	0	0.00	0	0.00	0.00	0	0.00
	<b>OTHERS TOTAL</b>	<b>0</b>	<b>0.00</b>	<b>0</b>	<b>0.00</b>	<b>0</b>	<b>0.00</b>	<b>0.00</b>	<b>0</b>	<b>0.00</b>
	<b>GRAND TOTAL</b>	<b>4307552</b>	<b>4540606.31</b>	<b>985743</b>	<b>860194.59</b>	<b>799200</b>	<b>763396.31</b>	<b>324342.27</b>	<b>253059</b>	<b>204452.99</b>

## BANK-WISE ADVANCES TO SC/STs AS ON 30.09.19

(Rs. In lac)

Sl.No	Name of the Bank	Outstanding		Disbursement		Overdue			NPAs	
		No. of a/c	Amount	No. of a/c	Amount	No. of a/c	Total Balance in overdue accounts	Actual overdue amount	No. of a/c	Amount
1	Allahabad Bank	2105	2900.00	269	442.00	101	412.00	84.00	26	91.00
2	Andhra Bank	139282	149856.40	55172	55013.28	3151	1146.69	566.46	1083	352.96
3	Bank Of Baroda	14906	17859.71	4066	3291.45	1626	1579.11	1579.11	1006	943.18
4	Bank of India	4897	6130.37	806	1071.31	902	1258.00	156.00	651	1017.80
5	Bank of Maharashtra	5964	9470.81	2353	3851.11	0	0.00	0.00	0	0.00
6	Canara Bank	33860	38925.00	1753	3919.73	5126	3729.57	2926.11	962	1509.11
7	Central Bank of India	17539	16586.35	71	136.07	0	0.00	0.00	0	0.00
8	Corporation Bank	0	0.00	0	0.00	0	0.00	0.00	0	0.00
9	Indian Bank	17542	16375.51	2583	2050.87	0	0.00	0.00	1258	342.25
10	Indian Overseas Bank	19484	32619.17	928	1622.24	5822	5603.82	681.86	4883	4800.83
11	Oriental Bank of Commerce	486	2889.61	0	0.00	54	92.70	2.08	27	74.45
12	Punjab National Bank	9676	11525.58	2694	2259.50	3871	5879.92	5879.92	1337	1655.69
13	Punjab & Sind Bank	0	0.00	0	0.00	0	0.00	0.00	0	0.00
14	Syndicate Bank	8398	13808.38	243	489.13	459	477.30	457.95	421	442.90
15	UCO Bank	4484	4891.50	79	103.00	2443	2723.00	1483.00	1913	1559.00
16	Union Bank Of India	15932	15162.20	2323	3883.10	5465	3826.30	303.30	4355	1396.30
17	United Bank of India	958	10272.64	68	191.28	0	0.00	0.00	0	0.00
18	State Bank of India	583478	358551.00	3315	2963.00	74868	110851.00	45298.00	66748	28264.00
	<b>PUBLIC SECTOR BANKS TOTAL</b>	<b>878991</b>	<b>707824.23</b>	<b>76723</b>	<b>81287.07</b>	<b>103888</b>	<b>137579.41</b>	<b>59417.79</b>	<b>84671</b>	<b>42449.47</b>
19	Axis Bank	2346	9309.72	271	781.62	0	0.00	0.00	0	0.00
20	Bhandhan Bank	26	17.25	6	1.10	0	0.00	0.00	0	0.00
21	CSB Bank	0	0.00	0	0.00	0	0.00	0.00	0	0.00
22	City Union Bank	16	201.96	0	0.00	2	13.41	2.28	1	2.07
23	DCB Bank	55	394.95	6	38.33	16	75.88	15.31	5	18.34
24	Dhanalaxmi Bank	0	0.00	0	0.00	0	0.00	0.00	0	0.00
25	Equitas Bank	0	0.00	0	0.00	0	0.00	0.00	0	0.00
26	Federal Bank	219	482.22	167	205.54	126	7.07	217.77	3	0.00
27	HDFC Bank	2252	10009.15	254	1292.70	282	1266.17	211.98	50	160.61
28	ICICI Bank	11097	39613.62	5580	7383.55	0	0.00	0.00	281	888.27
29	IDBI Bank	2590	8084.28	458	1213.19	0	0.00	0.00	391	429.68
30	Indusind Bank	17256	45357.77	2226	9880.62	0	0.00	0.00	917	423.08
31	Jammu & Kashmir Bank	0	0.00	0	0.00	0	0.00	0.00	0	0.00
32	Karnataka Bank	83	556.57	16	96.38	11	3.57	3.57	11	3.57
33	Karur Vysya Bank	0	0.00	0	0.00	0	0.00	0.00	0	0.00
34	KBSLAB	0	0.00	0	0.00	0	0.00	0.00	0	0.00
35	Laxmi Vilas Bank	526	480.83	340	267.44	384	343.47	10.84	25	23.60
36	RBL Bank	260	582.00	22	71.00	62	102.00	102.00	31	1.00
37	South Indian Bank	0	0.00	0	0.00	0	0.00	0.00	0	0.00
38	Kotak Mahindra Bank	3769	12794.58	542	2050.11	0	0.00	0.00	45	101.25
39	Yes Bank	7	193.00	1	32.00	0	0.00	0.00	0	0.00
40	Tamilnadu Mer. Bank	135	123.55	90	67.13	1	0.85	0.85	1	0.81
	<b>PRIVATE SECTOR BANKS TOTAL</b>	<b>40637</b>	<b>128201.44</b>	<b>9979</b>	<b>23380.70</b>	<b>884</b>	<b>1812.42</b>	<b>564.60</b>	<b>1761</b>	<b>2052.27</b>
	<b>COMMERCIAL BANKS TOTAL</b>	<b>919628</b>	<b>836025.67</b>	<b>86702</b>	<b>104667.77</b>	<b>104772</b>	<b>139391.83</b>	<b>59982.39</b>	<b>86432</b>	<b>44501.74</b>
41	TS Co-op Apex Bank	176827	100670.73	87020	41953.10	7792	6261.63	1956.72	7417	2111.20
42	A P Mahesh Co-op Bank	23	110.40	5	3.00	0	0.00	0.00	0	0.00
	<b>Co-OPERATIVE BANKS TOTAL</b>	<b>176850</b>	<b>100781.13</b>	<b>87025</b>	<b>41956.10</b>	<b>7792</b>	<b>6261.63</b>	<b>1956.72</b>	<b>7417</b>	<b>2111.20</b>
43	APGVB	143864	158886.59	51038	38363.89	30268	19567.42	5167.24	3129	1826.72
44	Telangana Grameena Bank	180358	185462.40	20640	23436.57	47709	41596.57	19411.21	10995	5754.67
	<b>REGIONAL RURAL BANKS TOTAL</b>	<b>324222</b>	<b>344348.99</b>	<b>71678</b>	<b>61800.46</b>	<b>77977</b>	<b>61163.99</b>	<b>24578.45</b>	<b>14124</b>	<b>7581.39</b>
45	APSFC	0	0.00	0	0.00	0	0.00	0.00	0	0.00
	<b>OTHERS TOTAL</b>	<b>0</b>	<b>0.00</b>	<b>0</b>	<b>0.00</b>	<b>0</b>	<b>0.00</b>	<b>0.00</b>	<b>0</b>	<b>0.00</b>
	<b>GRAND TOTAL</b>	<b>1420700</b>	<b>1281155.78</b>	<b>245405</b>	<b>208424.33</b>	<b>190541</b>	<b>206817.45</b>	<b>86517.57</b>	<b>107973</b>	<b>54194.33</b>

## BANK-WISE ADVANCES TO WOMEN AS ON 30.09.19


Sl.No	Name of the Bank	Outstanding		Disbursement		Overdue			NPAs	
		No. of a/c	Amount	No. of a/c	Amount	No. of a/c	Total Balance in overdue accounts	Actual overdue amount	No. of a/c	Amount
1	Allahabad Bank	3532	89963.00	670	944.00	127	481.00	96.00	24	75.00
2	Andhra Bank	347301	570411.61	160863	196388.82	168840	239991.51	77275.89	17674	19762.79
3	Bank Of Baroda	55904	152874.72	14113	20090.81	5178	13248.55	13248.55	4082	13438.97
4	Bank of India	5803	3347.22	551	411.40	1098	655.00	135.00	952	562.13
5	Bank of Maharashtra	8943	20034.43	3219	3784.98	0	0.00	0.00	0	0.00
6	Canara Bank	41079	115520.05	4190	8779.52	4209	4626.26	3694.81	3862	3599.21
7	Central Bank of India	25452	56947.53	4946	9413.70	0	0.00	0.00	0	0.00
8	Corporation Bank	0	0.00	0	0.00	0	0.00	0.00	0	0.00
9	Indian Bank	52278	44017.53	9834	11102.46	0	0.00	0.00	254	116.34
10	Indian Overseas Bank	602	678.67	555	1251.98	286	8.90	2.06	230	7.21
11	Oriental Bank of Commerce	3922	23139.67	1076	6750.85	88	295.61	3.12	74	214.87
12	Punjab National Bank	18536	62051.40	6568	16928.55	4546	18744.71	18744.71	1577	5291.91
13	Punjab & Sind Bank	0	0.00	0	0.00	0	0.00	0.00	0	0.00
14	Syndicate Bank	46252	60521.43	1888	7494.90	2231	6407.00	5226.65	2060	6253.28
15	UCO Bank	7053	7084.00	142	194.00	4687	2635.00	1443.00	3118	1670.00
16	Union Bank Of India	12012	3386.60	721	258.80	6924	1550.05	184.49	5855	1201.31
17	United Bank of India	1186	14816.30	128	640.24	0	0.00	0.00	0	0.00
18	State Bank of India	960440	560195.00	4125	3966.00	105614	119310.00	66707.00	90814	54768.00
	<b>PUBLIC SECTOR BANKS TOTAL</b>	<b>1590295</b>	<b>1784989.16</b>	<b>213588</b>	<b>288401.01</b>	<b>303827</b>	<b>407953.59</b>	<b>186761.28</b>	<b>130575</b>	<b>106961.01</b>
19	Axis Bank	22778	38749.64	4487	24949.32	0	0.00	0.00	0	0.00
20	Bhandhan Bank	12924	1758.97	7470	1587.40	0	0.00	0.00	0	0.00
21	CSB Bank	0	0.00	0	0.00	0	0.00	0.00	0	0.00
22	City Union Bank	1653	1039.07	879	526.24	292	162.54	154.57	0	0.00
23	DCB Bank	1552	7677.32	483	2446.99	315	1310.06	136.53	28	106.00
24	Dhanalaxmi Bank	293	1016.27	150	504.35	10	3.18	0.00	0	0.00
25	Equitas Bank	189	586.00	36	185.00	0	0.00	0.00	0	0.00
26	Federal Bank	5280	19975.37	4125	8324.37	3203	382.28	6077.31	22	0.00
27	HDFC Bank	139781	369717.23	38736	119308.28	5968	11975.33	1591.08	1824	2755.53
28	ICICI Bank	41244	295140.39	13803	57131.48	0	0.00	0.00	1281	2022.07
29	IDBI Bank	8292	35542.27	2745	8084.50	0	0.00	0.00	460	1033.22
30	Indusind Bank	49814	81585.72	6455	11848.70	0	0.00	0.00	0	0.00
31	Jammu & Kashmir Bank	54	520.00	0	0.00	4	16.79	16.79	4	16.79
32	Karnataka Bank	1039	8873.11	397	3037.13	21	41.07	41.07	21	41.07
33	Karur Vysya Bank	0	0.00	0	0.00	0	0.00	0.00	0	0.00
34	KBSLAB	0	0.00	0	0.00	0	0.00	0.00	0	0.00
35	Laxmi Vilas Bank	1436	2554.16	813	1052.12	911	1287.96	54.31	15	10.90
36	RBL Bank	537	2146.00	79	304.00	102	132.00	132.00	33	1.00
37	South Indian Bank	0	0.00	0	0.00	0	0.00	0.00	0	0.00
38	Kotak Mahindra Bank	0	0.00	0	0.00	0	0.00	0.00	0	0.00
39	Yes Bank	74	30069.00	15	7418.00	0	0.00	0.00	0	0.00
40	Tamilnadu Mer. Bank	609	1089.52	425	594.85	1	11.58	11.58	1	10.28
	<b>PRIVATE SECTOR BANKS TOTAL</b>	<b>287549</b>	<b>898040.04</b>	<b>81098</b>	<b>247302.72</b>	<b>10827</b>	<b>15322.79</b>	<b>8215.24</b>	<b>3689</b>	<b>5996.86</b>
	<b>COMMERCIAL BANKS TOTAL</b>	<b>1877844</b>	<b>2683029.19</b>	<b>294686</b>	<b>535703.73</b>	<b>314654</b>	<b>423276.38</b>	<b>194976.52</b>	<b>134264</b>	<b>112957.87</b>
41	TS Co-op Apex Bank	155693	100903.32	66477	39437.18	7271	5286.91	2208.52	6851	2266.17
42	A P Mahesh Co-op Bank	2560	10842.71	1727	3418.45	0	0.00	0.00	0	0.00
	<b>Co-OPERATIVE BANKS TOTAL</b>	<b>158253</b>	<b>111746.03</b>	<b>68204</b>	<b>42855.63</b>	<b>7271</b>	<b>5286.91</b>	<b>2208.52</b>	<b>6851</b>	<b>2266.17</b>
43	APGVB	397982	460213.94	159660	106536.03	105621	71526.44	12469.71	9364	3169.47
44	Telangana Grameena Bank	129056	198693.65	25150	31307.79	40412	36771.70	18007.92	9629	5446.53
	<b>REGIONAL RURAL BANKS TOTAL</b>	<b>527038</b>	<b>658907.59</b>	<b>184810</b>	<b>137843.82</b>	<b>146033</b>	<b>108298.14</b>	<b>30477.63</b>	<b>18993</b>	<b>8616.00</b>
45	APSFC	0	0.00	0	0.00	0	0.00	0.00	0	0.00
	<b>OTHERS TOTAL</b>	<b>0</b>	<b>0.00</b>	<b>0</b>	<b>0.00</b>	<b>0</b>	<b>0.00</b>	<b>0.00</b>	<b>0</b>	<b>0.00</b>
	<b>GRAND TOTAL</b>	<b>2563135</b>	<b>3453682.81</b>	<b>547701</b>	<b>716403.18</b>	<b>467958</b>	<b>536861.43</b>	<b>227662.67</b>	<b>160108</b>	<b>123840.04</b>

## BANK-WISE ADVANCES UNDER DRI AS ON 30.09.19

(Rs. In lac)

Sl.No	Name of the Bank	Outstanding		Disbursement		Overdue			NPAs	
		No. of a/c	Amount	No. of a/c	Amount	No. of a/c	Total Balance in overdue accounts	Actual overdue amount	No. of a/c	Amount
1	Allahabad Bank	1	1.00	0	0.00	0	0.00	0.00	0	0.00
2	Andhra Bank	97	5.51	13	31.97	44	2.37	0.88	20	0.97
3	Bank Of Baroda	0	0.00	0	0.00	0	0.00	0.00	0	0.00
4	Bank of India	1	1.20	0	0.00	0	0.00	0.00	0	0.00
5	Bank of Maharashtra	0	0.00	0	0.00	0	0.00	0.00	0	0.00
6	Canara Bank	2345	235.00	655	91.74	460	47.48	7.23	237	34.30
7	Central Bank of India	0	0.00	0	0.00	0	0.00	0.00	0	0.00
8	Corporation Bank	0	0.00	0	0.00	0	0.00	0.00	0	0.00
9	Indian Bank	14	2.10	0	0.00	0	0.00	0.00	12	32.65
10	Indian Overseas Bank	131	10.79	12	1.82	278	8.62	2.45	223	6.75
11	Oriental Bank of Commerce	0	0.00	0	0.00	0	0.00	0.00	0	0.00
12	Punjab National Bank	57	2.14	56	0.63	11	0.69	0.69	5	0.20
13	Punjab & Sind Bank	0	0.00	0	0.00	0	0.00	0.00	0	0.00
14	Syndicate Bank	47	32.25	1	1.08	4	3.23	3.23	4	3.23
15	UCO Bank	399	210.12	0	0.00	266	198.00	66.00	151	99.00
16	Union Bank Of India	22	3.15	0	0.00	18	6.24	6.24	18	6.24
17	United Bank of India	0	0.00	0	0.00	0	0.00	0.00	0	0.00
18	State Bank of India	12864	2305.00	41	16.00	3307	203.00	86.00	4236	361.00
	<b>PUBLIC SECTOR BANKS TOTAL</b>	<b>15978</b>	<b>2808.26</b>	<b>778</b>	<b>143.24</b>	<b>4388</b>	<b>469.63</b>	<b>172.72</b>	<b>4906</b>	<b>544.34</b>
19	Axis Bank	0	0.00	0	0.00	0	0.00	0.00	0	0.00
20	Bhandhan Bank	0	0	0	0	0	0	0	0	0
21	CSB Bank	0	0.00	0	0.00	0	0.00	0.00	0	0.00
22	City Union Bank	0	0.00	0	0.00	0	0.00	0.00	0	0.00
23	DCB Bank	0	0.00	0	0.00	0	0.00	0.00	0	0.00
24	Dhanalaxmi Bank	0	0.00	0	0.00	0	0.00	0.00	0	0.00
25	Equitas Bank	0	0.00	0	0.00	0	0.00	0.00	0	0.00
26	Federal Bank	0	0.00	0	0.00	0	0.00	0.00	0	0.00
27	HDFC Bank	0	0.00	0	0.00	0	0.00	0.00	0	0.00
28	ICICI Bank	0	0.00	0	0.00	0	0.00	0.00	0	0.00
29	IDBI Bank	0	0.00	0	0.00	0	0.00	0.00	0	0.00
30	Indusind Bank	0	0.00	0	0.00	0	0.00	0.00	0	0.00
31	Jammu & Kashmir Bank	0	0.00	0	0.00	0	0.00	0.00	0	0.00
32	Karnataka Bank	0	0.00	0	0.00	0	0.00	0.00	0	0.00
33	Karur Vysya Bank	0	0.00	0	0.00	0	0.00	0.00	0	0.00
34	KBSLAB	0	0.00	0	0.00	0	0.00	0.00	0	0.00
35	Laxmi Vilas Bank	0	0.00	0	0.00	0	0.00	0.00	0	0.00
36	RBL Bank	0	0.00	0	0.00	0	0.00	0.00	0	0.00
37	South Indian Bank	0	0.00	0	0.00	0	0.00	0.00	0	0.00
38	Kotak Mahindra Bank	0	0.00	0	0.00	0	0.00	0.00	0	0.00
39	Yes Bank	0	0.00	0	0.00	0	0.00	0.00	0	0.00
40	Tamilnadu Mer. Bank	7	0.18	0	0.00	0	0.00	0.00	0	0.00
	<b>PRIVATE SECTOR BANKS TOTAL</b>	<b>7</b>	<b>0.18</b>	<b>0</b>	<b>0.00</b>	<b>0</b>	<b>0.00</b>	<b>0.00</b>	<b>0</b>	<b>0.00</b>
	<b>COMMERCIAL BANKS TOTAL</b>	<b>15985</b>	<b>2808.44</b>	<b>778</b>	<b>143.24</b>	<b>4388</b>	<b>469.63</b>	<b>172.72</b>	<b>4906</b>	<b>544.34</b>
41	TS Co-op Apex Bank	0	0	0	0	0	0	0	0	0
42	A P Mahesh Co-op Bank	0	0.00	0	0.00	0	0.00	0.00	0	0.00
	<b>Co-OPERATIVE BANKS TOTAL</b>	<b>0</b>	<b>0.00</b>	<b>0</b>	<b>0.00</b>	<b>0</b>	<b>0.00</b>	<b>0.00</b>	<b>0</b>	<b>0.00</b>
43	APGVV	0	0.00	0	0.00	0	0.00	0.00	0	0.00
44	Telangana Grameena Bank	0	0	0	0	0	0	0	0	0
	<b>REGIONAL RURAL BANKS TOTAL</b>	<b>0</b>	<b>0.00</b>	<b>0</b>	<b>0.00</b>	<b>0</b>	<b>0.00</b>	<b>0.00</b>	<b>0</b>	<b>0.00</b>
45	APSFC	0	0.00	0	0.00	0	0.00	0.00	0	0.00
	<b>OTHERS TOTAL</b>	<b>0</b>	<b>0.00</b>	<b>0</b>	<b>0.00</b>	<b>0</b>	<b>0.00</b>	<b>0.00</b>	<b>0</b>	<b>0.00</b>
	<b>GRAND TOTAL</b>	<b>15985</b>	<b>2808.44</b>	<b>778</b>	<b>143.24</b>	<b>4388</b>	<b>469.63</b>	<b>172.72</b>	<b>4906</b>	<b>544.34</b>

## SLBC TELANGANA

CONVENOR : 

ANNEXURE 21

BANK-WISE SHG BANK LINKAGE AS ON 30.09.19

(Rs. In lac)

Sl.No	Name of the Bank	Outstanding		Disbursement		Overdue Position			NPAs position	
		No. of a/c	Amount	No. of a/c	Amount	No. of a/c	Total Balance in overdue accounts	Actual overdue amount	No. of a/c	Amount
1	Allahabad Bank	1137	2647.00	291	621.00	152	328.00	41.00	85	387.00
2	Andhra Bank	71658	189111.75	16820	52527.76	10513	30866.16	13464.37	4748	7807.31
3	Bank Of Baroda	4221	9447.29	664	2581.09	218	344.88	340.73	171	108.45
4	Bank of India	0	0.00	0	0.00	0	0.00	0.00	0	0.00
5	Bank of Maharashtra	509	1365.25	86	52.41	480	7.00	5.47	73	56.17
6	Canara Bank	13064	41949.88	5253	16096.76	480	1715.96	252.34	505	1185.46
7	Central Bank of India	6845	15351.92	2540	11516.74	26	16.66	11.80	510	501.67
8	Corporation Bank	2633	7847.00	0	0.00	0	0.00	0.00	0	0.00
9	Indian Bank	25372	39268.78	581	848.39	2030	4608.00	4608.00	1238	1157.38
10	Indian Overseas Bank	7204	10891.87	587	1946.52	883	1803.03	325.49	793	1299.54
11	Oriental Bank of Commerce	71	131.76	0	0.00	0	0.00	0.00	0	0.00
12	Punjab National Bank	812	2126.86	934	610.47	180	448.37	448.37	515	694.41
13	Punjab & Sind Bank	0	0.00	0	0.00	0	0.00	0.00	0	0.00
14	Syndicate Bank	16717	54188.60	697	2511.20	1107	3294.88	804.10	937	1269.58
15	UCO Bank	1462	4041.00	106	966.00	234	474.00	300.00	133	336.00
16	Union Bank Of India	13269	24792.10	647	2493.20	215	383.63	140.45	1726	1370.08
17	United Bank of India	0	0.00	0	0.00	0	0.00	0.00	0	0.00
18	State Bank of India	225541	459804.00	23001	73936.00	30626	27098.00	11022.00	34415	27060.00
	<b>PUBLIC SECTOR BANKS TOTAL</b>	<b>390515</b>	<b>862965.06</b>	<b>52207</b>	<b>166707.54</b>	<b>47145</b>	<b>71388.57</b>	<b>31764.12</b>	<b>45849</b>	<b>43233.04</b>
19	Axis Bank	0	0.00	0	0.00	0	0.00	0.00	0	0.00
20	Bhandhan Bank	0	0.00	0	0.00	0	0.00	0.00	0	0.00
21	CSB Bank	0	0.00	0	0.00	0	0.00	0.00	0	0.00
22	City Union Bank	0	0.00	0	0.00	0	0.00	0.00	0	0.00
23	DCB Bank	0	0.00	0	0.00	0	0.00	0.00	0	0.00
24	Dhanalaxmi Bank	0	0.00	0	0.00	0	0.00	0.00	0	0.00
25	Equitas Bank	0	0.00	0	0.00	0	0.00	0.00	0	0.00
26	Federal Bank	0	0.00	0	0.00	0	0.00	0.00	0	0.00
27	HDFC Bank	0	0.00	0	0.00	0	0.00	0.00	0	0.00
28	ICICI Bank	0	0.00	0	0.00	0	0.00	0.00	0	0.00
29	IDBI Bank	0	0.00	0	0.00	0	0.00	0.00	0	0.00
30	Indusind Bank	0	0.00	0	0.00	0	0.00	0.00	0	0.00
31	Jammu & Kashmir Bank	0	0.00	0	0.00	0	0.00	0.00	0	0.00
32	Karnataka Bank	0	0.00	0	0.00	0	0.00	0.00	0	0.00
33	Karur Vysya Bank	0	0.00	0	0.00	0	0.00	0.00	0	0.00
34	KBSLAB	0	0.00	0	0.00	0	0.00	0.00	0	0.00
35	Laxmi Vilas Bank	0	0.00	0	0.00	0	0.00	0.00	0	0.00
36	RBL Bank	0	0.00	0	0.00	0	0.00	0.00	0	0.00
37	South Indian Bank	0	0.00	0	0.00	0	0.00	0.00	0	0.00
38	Kotak Mahindra Bank	0	0.00	0	0.00	0	0.00	0.00	0	0.00
39	Yes Bank	0	0.00	0	0.00	0	0.00	0.00	0	0.00
40	Tamilnadu Mer. Bank	0	0.00	0	0.00	0	0.00	0.00	0	0.00
	<b>PRIVATE SECTOR BANKS TOTAL</b>	<b>0</b>	<b>0.00</b>	<b>0</b>	<b>0.00</b>	<b>0</b>	<b>0.00</b>	<b>0.00</b>	<b>0</b>	<b>0.00</b>
	<b>COMMERCIAL BANKS TOTAL</b>	<b>390515</b>	<b>862965.06</b>	<b>52207</b>	<b>166707.54</b>	<b>47145</b>	<b>71388.57</b>	<b>31764.12</b>	<b>45849</b>	<b>43233.04</b>
41	TS Co-op Apex Bank	6493	11393.16	920	3608.38	552	523.68	504.71	319	258.30
42	A P Mahesh Co-op Bank	0	0.00	0	0.00	0	0.00	0.00	0	0.00
	<b>Co-OPERATIVE BANKS TOTAL</b>	<b>6493</b>	<b>11393.16</b>	<b>920</b>	<b>3608.38</b>	<b>552</b>	<b>523.68</b>	<b>504.71</b>	<b>319</b>	<b>258.30</b>
43	APGVB	111284	329318.66	30556	72201.86	11344	21008.11	3362.22	4851	7002.54
44	Telangana Grameena Bank	81168	185794.80	13668	53780.98	7680	16341.18	1216.18	6134	6062.54
	<b>REGIONAL RURAL BANKS TOTAL</b>	<b>192452</b>	<b>515113.46</b>	<b>44224</b>	<b>125982.84</b>	<b>19024</b>	<b>37349.29</b>	<b>4578.40</b>	<b>10985</b>	<b>13065.08</b>
45	APSFC	0	0.00	0	0.00	0	0.00	0.00	0	0.00
	<b>OTHERS TOTAL</b>	<b>0</b>	<b>0.00</b>	<b>0</b>	<b>0.00</b>	<b>0</b>	<b>0.00</b>	<b>0.00</b>	<b>0</b>	<b>0.00</b>
	<b>GRAND TOTAL</b>	<b>589460</b>	<b>1389471.68</b>	<b>97351</b>	<b>296298.76</b>	<b>66721</b>	<b>109261.54</b>	<b>36847.23</b>	<b>57153</b>	<b>56556.42</b>



Sl.No	Name of the Bank	Outstanding		Disbursement		Overdue Position			NPAs position	
		No. of a/c	Amount	No. of a/c	Amount	No. of a/c	Total Balance in overdue accounts	Actual overdue amount	No. of a/c	Amount
1	Allahabad Bank	1083	2545.00	283	589.00	147	323.00	40.00	84	383.00
2	Andhra Bank	64757	175685.05	15592	48758.21	9329	28589.92	11710.44	4000	6872.44
3	Bank Of Baroda	4221	9447.29	664	2581.09	268	344.88	340.73	454	279.31
4	Bank of India	0	0.00	0	0.00	0	0.00	0.00	0	0.00
5	Bank of Maharashtra	509	1365.25	148	96.00	258	104.00	68.00	204	86.00
6	Canara Bank	11576	36217.19	4894	12236.66	401	1462.99	125.62	482	1131.25
7	Central Bank of India	6845	15351.92	0	0.00	0	0.00	0.00	0	0.00
8	Corporation Bank	2633	7847.00	0	0.00	0	0.00	0.00	0	0.00
9	Indian Bank	9687	16112.43	0	0.00	0	0.00	0.00	0	0.00
10	Indian Overseas Bank	7204	10891.87	587	1946.52	883	1803.03	325.49	793	1299.54
11	Oriental Bank of Commerce	0	0.00	0	0.00	0	0.00	0.00	0	0.00
12	Punjab National Bank	812	2126.86	0	0.00	58	154.42	154.42	475	611.59
13	Punjab & Sind Bank	0	0.00	0	0.00	0	0.00	0.00	0	0.00
14	Syndicate Bank	13774	44181.43	85	413.88	270	1183.58	1124.45	246	1076.08
15	UCO Bank	1462	4041.00	106	966.00	234	474.00	300.00	133	336.00
16	Union Bank Of India	9813	23133.30	312	1016.60	512	488.00	233.30	1412	1211.00
17	United Bank of India	0	0.00	0	0.00	0	0.00	0.00	0	0.00
18	State Bank of India	162840	343904.00	11362	35621.00	13125	11613.00	4724.00	14231	10896.00
	<b>PUBLIC SECTOR BANKS TOTAL</b>	<b>297216</b>	<b>692849.58</b>	<b>34033</b>	<b>104224.96</b>	<b>25485</b>	<b>46540.82</b>	<b>19146.45</b>	<b>22514</b>	<b>24182.21</b>
19	Axis Bank	0	0.00	0	0.00	0	0.00	0.00	0	0.00
20	Bhandhan Bank	0	0.00	0	0.00	0	0.00	0.00	0	0.00
21	CSB Bank	0	0.00	0	0.00	0	0.00	0.00	0	0.00
22	City Union Bank	0	0.00	0	0.00	0	0.00	0.00	0	0.00
23	DCB Bank	0	0.00	0	0.00	0	0.00	0.00	0	0.00
24	Dhanalaxmi Bank	0	0.00	0	0.00	0	0.00	0.00	0	0.00
25	Equitas Bank	0	0.00	0	0.00	0	0.00	0.00	0	0.00
26	Federal Bank	0	0.00	0	0.00	0	0.00	0.00	0	0.00
27	HDFC Bank	0	0.00	0	0.00	0	0.00	0.00	0	0.00
28	ICICI Bank	0	0.00	0	0.00	0	0.00	0.00	0	0.00
29	IDBI Bank	0	0.00	0	0.00	0	0.00	0.00	0	0.00
30	Indusind Bank	0	0.00	0	0.00	0	0.00	0.00	0	0.00
31	Jammu & Kashmir Bank	0	0.00	0	0.00	0	0.00	0.00	0	0.00
32	Karnataka Bank	0	0.00	0	0.00	0	0.00	0.00	0	0.00
33	Karur Vysya Bank	0	0.00	0	0.00	0	0.00	0.00	0	0.00
34	KBSLAB	0	0.00	0	0.00	0	0.00	0.00	0	0.00
35	Laxmi Vilas Bank	0	0.00	0	0.00	0	0.00	0.00	0	0.00
36	RBL Bank	0	0.00	0	0.00	0	0.00	0.00	0	0.00
37	South Indian Bank	0	0.00	0	0.00	0	0.00	0.00	0	0.00
38	Kotak Mahindra Bank	0	0.00	0	0.00	0	0.00	0.00	0	0.00
39	Yes Bank	0	0.00	0	0.00	0	0.00	0.00	0	0.00
40	Tamilnadu Mer. Bank	0	0.00	0	0.00	0	0.00	0.00	0	0.00
	<b>PRIVATE SECTOR BANKS TOTAL</b>	<b>0</b>	<b>0.00</b>	<b>0</b>	<b>0.00</b>	<b>0</b>	<b>0.00</b>	<b>0.00</b>	<b>0</b>	<b>0.00</b>
	<b>COMMERCIAL BANKS TOTAL</b>	<b>297216</b>	<b>692849.58</b>	<b>34033</b>	<b>104224.96</b>	<b>25485</b>	<b>46540.82</b>	<b>19146.45</b>	<b>22514</b>	<b>24182.21</b>
41	TS Co-op Apex Bank	3867	6660.52	457	1790.22	288	194.23	193.12	263	189.33
42	A P Mahesh Co-op Bank	0	0.00	0	0.00	0	0.00	0.00	0	0.00
	<b>Co-OPERATIVE BANKS TOTAL</b>	<b>3867</b>	<b>6660.52</b>	<b>457</b>	<b>1790.22</b>	<b>288</b>	<b>194.23</b>	<b>193.12</b>	<b>263</b>	<b>189.33</b>
43	APGVB	77899	230523.06	21389	50541.30	7941	14879.62	2410.80	3396	4901.78
44	Telangana Grameena Bank	65662	151527.64	10747	44967.15	5938	15949.99	958.57	5090	4704.34
	<b>REGIONAL RURAL BANKS TOTAL</b>	<b>143561</b>	<b>382050.70</b>	<b>32136</b>	<b>95508.45</b>	<b>13879</b>	<b>30829.61</b>	<b>3369.37</b>	<b>8486</b>	<b>9606.12</b>
45	APSFC	0	0.00	0	0.00	0	0.00	0.00	0	0.00
	<b>OTHERS TOTAL</b>	<b>0</b>	<b>0.00</b>	<b>0</b>	<b>0.00</b>	<b>0</b>	<b>0.00</b>	<b>0.00</b>	<b>0</b>	<b>0.00</b>
	<b>GRAND TOTAL</b>	<b>444644</b>	<b>1081560.80</b>	<b>66626</b>	<b>201523.63</b>	<b>39652</b>	<b>77564.66</b>	<b>22708.94</b>	<b>31263</b>	<b>33977.66</b>

Sl.No	Name of the Bank	Outstanding		Disbursement		Overdue Position			NPAs position	
		No. of a/c	Amount	No. of a/c	Amount	No. of a/c	Total Balance in overdue accounts	Actual overdue amount	No. of a/c	Amount
1	Allahabad Bank	54	102.00	8	32.00	5	5.00	1.00	1	4.00
2	Andhra Bank	6901	13426.70	1228	3769.55	1184	2276.24	1753.93	748	934.87
3	Bank Of Baroda	0	0.00	0	0.00	0	0.00	0.00	0	0.00
4	Bank of India	0	0.00	0	0.00	0	0.00	0.00	0	0.00
5	Bank of Maharashtra	0	0.00	0	0.00	0	0.00	0.00	0	0.00
6	Canara Bank	1488	5732.69	359	3860.10	79	252.97	126.72	23	54.21
7	Central Bank of India	0	0.00	0	0.00	0	0.00	0.00	0	0.00
8	Corporation Bank	0	0.00	0	0.00	0	0.00	0.00	0	0.00
9	Indian Bank	15685	23156.35	0	0.00	0	0.00	0.00	0	0.00
10	Indian Overseas Bank	0	0.00	0	0.00	0	0.00	0.00	0	0.00
11	Oriental Bank of Commerce	71	131.76	0	0.00	0	0.00	0.00	0	0.00
12	Punjab National Bank	0	0.00	0	0.00	0	0.00	0.00	0	0.00
13	Punjab & Sind Bank	0	0.00	0	0.00	0	0.00	0.00	0	0.00
14	Syndicate Bank	2943	10007.18	58	276.28	0	0.00	0.00	0	0.00
15	UCO Bank	0	0.00	0	0.00	0	0.00	0.00	0	0.00
16	Union Bank Of India	3456	1658.80	88	156.60	88	302.30	11.88	322	172.30
17	United Bank of India	0	0.00	0	0.00	0	0.00	0.00	0	0.00
18	State Bank of India	62701	115900.00	7362	21136.00	8751	7742.00	3149.00	9486	7265.00
	<b>PUBLIC SECTOR BANKS TOTAL</b>	<b>93299</b>	<b>170115.48</b>	<b>9103</b>	<b>29230.53</b>	<b>10107</b>	<b>10578.51</b>	<b>5042.53</b>	<b>10580</b>	<b>8430.38</b>
19	Axis Bank	0	0.00	0	0.00	0	0.00	0.00	0	0.00
20	Bhandhan Bank	0	0.00	0	0.00	0	0.00	0.00	0	0.00
21	CSB Bank	0	0.00	0	0.00	0	0.00	0.00	0	0.00
22	City Union Bank	0	0.00	0	0.00	0	0.00	0.00	0	0.00
23	DCB Bank	0	0.00	0	0.00	0	0.00	0.00	0	0.00
24	Dhanalaxmi Bank	0	0.00	0	0.00	0	0.00	0.00	0	0.00
25	Equitas Bank	0	0.00	0	0.00	0	0.00	0.00	0	0.00
26	Federal Bank	0	0.00	0	0.00	0	0.00	0.00	0	0.00
27	HDFC Bank	0	0.00	0	0.00	0	0.00	0.00	0	0.00
28	ICICI Bank	0	0.00	0	0.00	0	0.00	0.00	0	0.00
29	IDBI Bank	0	0.00	0	0.00	0	0.00	0.00	0	0.00
30	Indusind Bank	0	0.00	0	0.00	0	0.00	0.00	0	0.00
31	Jammu & Kashmir Bank	0	0.00	0	0.00	0	0.00	0.00	0	0.00
32	Karnataka Bank	0	0.00	0	0.00	0	0.00	0.00	0	0.00
33	Karur Vysya Bank	0	0.00	0	0.00	0	0.00	0.00	0	0.00
34	KBSLAB	0	0.00	0	0.00	0	0.00	0.00	0	0.00
35	Laxmi Vilas Bank	0	0.00	0	0.00	0	0.00	0.00	0	0.00
36	RBL Bank	0	0.00	0	0.00	0	0.00	0.00	0	0.00
37	South Indian Bank	0	0.00	0	0.00	0	0.00	0.00	0	0.00
38	Kotak Mahindra Bank	0	0.00	0	0.00	0	0.00	0.00	0	0.00
39	Yes Bank	0	0.00	0	0.00	0	0.00	0.00	0	0.00
40	Tamilnadu Mer. Bank	0	0.00	0	0.00	0	0.00	0.00	0	0.00
	<b>PRIVATE SECTOR BANKS TOTAL</b>	<b>0</b>	<b>0.00</b>	<b>0</b>	<b>0.00</b>	<b>0</b>	<b>0.00</b>	<b>0.00</b>	<b>0</b>	<b>0.00</b>
	<b>COMMERCIAL BANKS TOTAL</b>	<b>93299</b>	<b>170115.48</b>	<b>9103</b>	<b>29230.53</b>	<b>10107</b>	<b>10578.51</b>	<b>5042.53</b>	<b>10580</b>	<b>8430.38</b>
41	TS Co-op Apex Bank	2626	4732.64	438	1699.60	0	0.00	0.00	0	0.00
42	A P Mahesh Co-op Bank	0	0.00	0	0.00	0	0.00	0.00	0	0.00
	<b>Co-OPERATIVE BANKS TOTAL</b>	<b>2626</b>	<b>4732.64</b>	<b>438</b>	<b>1699.60</b>	<b>0</b>	<b>0.00</b>	<b>0.00</b>	<b>0</b>	<b>0.00</b>
43	APGVB	33385	98795.60	9167	21660.56	3403	6376.98	1033.20	1455	2100.76
44	Telangana Grameena Bank	15506	34267.16	2921	8813.83	1742	393.71	257.61	1044	1358.20
	<b>REGIONAL RURAL BANKS TOTAL</b>	<b>48891</b>	<b>133062.76</b>	<b>12088</b>	<b>30474.39</b>	<b>5145</b>	<b>6770.69</b>	<b>1290.81</b>	<b>2499</b>	<b>3458.96</b>
45	APSFC	0	0.00	0	0.00	0	0.00	0.00	0	0.00
	<b>OTHERS TOTAL</b>	<b>0</b>	<b>0.00</b>	<b>0</b>	<b>0.00</b>	<b>0</b>	<b>0.00</b>	<b>0.00</b>	<b>0</b>	<b>0.00</b>
	<b>GRAND TOTAL</b>	<b>144816</b>	<b>307910.88</b>	<b>21629</b>	<b>61404.52</b>	<b>15252</b>	<b>17349.20</b>	<b>6333.34</b>	<b>13079</b>	<b>11889.34</b>

## BANK-WISE LOANS TO MILCH ANIMAL UNITS AS ON 30.09.19

Sl.No	Name of the Bank	Outstanding		Disbursement		Overdue Position		NPAs position		
		No. of a/c.	Amount	No. of a/c.	Amount	No. of a/c.	Total Balance in overdue accounts	Actual overdue amount	No. of a/c.	Amount
1	Allahabad Bank	0	0.00	0	0.00	0	0.00	0.00	0	0.00
2	Andhra Bank	104	345.87	32	339.90	76	130.29	55.34	56	24.27
3	Bank Of Baroda	26	20.11	0	0.00	0	0.00	0.00	0	0.00
4	Bank of India	0	0.00	0	0.00	0	0.00	0.00	0	0.00
5	Bank of Maharashtra	0	0.00	0	0.00	0	0.00	0.00	0	0.00
6	Canara Bank	717	682.61	182	123.11	279	218.87	16.62	84	302.84
7	Central Bank of India	0	0.00	0	0.00	0	0.00	0.00	0	0.00
8	Corporation Bank	0	0.00	0	0.00	0	0.00	0.00	0	0.00
9	Indian Bank	0	0.00	0	0.00	0	0.00	0.00	0	0.00
10	Indian Overseas Bank	90	9508.14	0	0.00	29	31.36	10.00	19	16.00
11	Oriental Bank of Commerce	0	0.00	0	0.00	0	0.00	0.00	0	0.00
12	Punjab National Bank	0	0.00	0	0.00	317	142.62	142.62	402	323.05
13	Punjab & Sind Bank	0	0.00	0	0.00	0	0.00	0.00	0	0.00
14	Syndicate Bank	143	95.68	2	4.30	12	10.75	10.75	11	9.68
15	UCO Bank	0	0.00	0	0.00	0	0.00	0.00	0	0.00
16	Union Bank Of India	0	0.00	0	0.00	0	0.00	0.00	0	0.00
17	United Bank of India	0	0.00	0	0.00	0	0.00	0.00	0	0.00
18	State Bank of India	26340	15904.00	63	134.00	2812	4313.00	1762.00	6857	3525.00
	<b>PUBLIC SECTOR BANKS TOTAL</b>	<b>27420</b>	<b>26556.41</b>	<b>279</b>	<b>601.31</b>	<b>3524</b>	<b>4846.89</b>	<b>1997.33</b>	<b>7429</b>	<b>4200.84</b>
19	Axis Bank	0	0.00	0	0.00	0	0.00	0.00	0	0.00
20	Bhandhan Bank	0	0	0	0	0	0	0	0	0
21	CSB Bank	0	0.00	0	0.00	0	0.00	0.00	0	0.00
22	City Union Bank	0	0.00	0	0.00	0	0.00	0.00	0	0.00
23	DCB Bank	0	0.00	0	0.00	0	0.00	0.00	0	0.00
24	Dhanalaxmi Bank	0	0.00	0	0.00	0	0.00	0.00	0	0.00
25	Equitas Bank	0	0.00	0	0.00	0	0.00	0.00	0	0.00
26	Federal Bank	0	0.00	0	0.00	0	0.00	0.00	0	0.00
27	HDFC Bank	0	0.00	0	0.00	0	0.00	0.00	0	0.00
28	ICICI Bank	0	0.00	0	0.00	0	0.00	0.00	0	0.00
29	IDBI Bank	0	0.00	0	0.00	0	0.00	0.00	0	0.00
30	Indusind Bank	0	0.00	0	0.00	0	0.00	0.00	0	0.00
31	Jammu & Kashmir Bank	0	0.00	0	0.00	0	0.00	0.00	0	0.00
32	Karnataka Bank	0	0.00	0	0.00	0	0.00	0.00	0	0.00
33	Karur Vysya Bank	0	0.00	0	0.00	0	0.00	0.00	0	0.00
34	KBSLAB	0	0.00	0	0.00	0	0.00	0.00	0	0.00
35	Laxmi Vilas Bank	0	0.00	0	0.00	0	0.00	0.00	0	0.00
36	RBL Bank	0	0.00	0	0.00	0	0.00	0.00	0	0.00
37	South Indian Bank	0	0.00	0	0.00	0	0.00	0.00	0	0.00
38	Kotak Mahindra Bank	0	0.00	0	0.00	0	0.00	0.00	0	0.00
39	Yes Bank	0	0.00	0	0.00	0	0.00	0.00	0	0.00
40	Tamilnadu Mer. Bank	0	0.00	0	0.00	0	0.00	0.00	0	0.00
	<b>PRIVATE SECTOR BANKS TOTAL</b>	<b>0</b>	<b>0.00</b>	<b>0</b>	<b>0.00</b>	<b>0</b>	<b>0.00</b>	<b>0.00</b>	<b>0</b>	<b>0.00</b>
	<b>COMMERCIAL BANKS TOTAL</b>	<b>27420</b>	<b>26556.41</b>	<b>279</b>	<b>601.31</b>	<b>3524</b>	<b>4846.89</b>	<b>1997.33</b>	<b>7429</b>	<b>4200.84</b>
41	TS Co-op Apex Bank	9638	19924.25	1511	4954.14	0	0.00	0.00	0	0.00
42	A P Mahesh Co-op Bank	0	0.00	0	0.00	0	0.00	0.00	0	0.00
	<b>Co-OPERATIVE BANKS TOTAL</b>	<b>9638</b>	<b>19924.25</b>	<b>1511</b>	<b>4954.14</b>	<b>0</b>	<b>0.00</b>	<b>0.00</b>	<b>0</b>	<b>0.00</b>
43	APGVB	0	0.00	0	0.00	0	0.00	0.00	0	0.00
44	Telangana Grameena Bank	1760	786.55	272	147.21	96	86.76	11.88	738	241.17
	<b>REGIONAL RURAL BANKS TOTAL</b>	<b>1760</b>	<b>786.55</b>	<b>272</b>	<b>147.21</b>	<b>96</b>	<b>86.76</b>	<b>11.88</b>	<b>738</b>	<b>241.17</b>
45	APSFC	0	0.00	0	0.00	0	0.00	0.00	0	0.00
	<b>OTHERS TOTAL</b>	<b>0</b>	<b>0.00</b>	<b>0</b>	<b>0.00</b>	<b>0</b>	<b>0.00</b>	<b>0.00</b>	<b>0</b>	<b>0.00</b>
	<b>GRAND TOTAL</b>	<b>38818</b>	<b>47267.21</b>	<b>2062</b>	<b>5702.66</b>	<b>3620</b>	<b>4933.65</b>	<b>2009.21</b>	<b>8167</b>	<b>4442.01</b>

## BANK-WISE LOANS TO SHEEP &amp; GOAT UNITS AS ON 30.09.19

(Rs. In lac)

Sl.No	Name of the Bank	Outstanding		Disbursement		Overdue Position			NPAs position	
		No. of a/c	Amount	No. of a/c	Amount	No. of a/c	Total Balance in overdue accounts	Actual overdue amount	No. of a/c	Amount
1	Allahabad Bank	0	0.00	0	0.00	0	0.00	0.00	0	0.00
2	Andhra Bank	27	8.81	2	2.00	22	8.01	8.33	18	4.31
3	Bank Of Baroda	0	0.00	0	0.00	0	0.00	0.00	0	0.00
4	Bank of India	0	0.00	0	0.00	0	0.00	0.00	0	0.00
5	Bank of Maharashtra	0	0.00	0	0.00	0	0.00	0.00	0	0.00
6	Canara Bank	563	326.31	42	23.45	223	159.29	52.07	111	72.94
7	Central Bank of India	0	0.00	0	0.00	0	0.00	0.00	0	0.00
8	Corporation Bank	0	0.00	0	0.00	0	0.00	0.00	0	0.00
9	Indian Bank	0	0.00	0	0.00	0	0.00	0.00	0	0.00
10	Indian Overseas Bank	472	195.64	8	6.38	16	8.81	5.00	11	9.00
11	Oriental Bank of Commerce	0	0.00	0	0.00	0	0.00	0.00	0	0.00
12	Punjab National Bank	0	0.00	0	0.00	0	0.00	0.00	0	0.00
13	Punjab & Sind Bank	0	0.00	0	0.00	0	0.00	0.00	0	0.00
14	Syndicate Bank	47	31.18	1	1.08	11	3.23	3.23	10	3.23
15	UCO Bank	0	0.00	0	0.00	0	0.00	0.00	0	0.00
16	Union Bank Of India	0	0.00	0	0.00	0	0.00	0.00	0	0.00
17	United Bank of India	0	0.00	0	0.00	0	0.00	0.00	0	0.00
18	State Bank of India	9790	6249.00	76	131.00	2807	2302.00	944.00	3531	3144.00
	<b>PUBLIC SECTOR BANKS TOTAL</b>	<b>10899</b>	<b>6810.94</b>	<b>129</b>	<b>163.91</b>	<b>3079</b>	<b>2481.34</b>	<b>1012.63</b>	<b>3681</b>	<b>3233.48</b>
19	Axis Bank	0	0.00	0	0.00	0	0.00	0.00	0	0.00
20	Bhandhan Bank	0	0.00	0	0.00	0	0.00	0.00	0	0.00
21	CSB Bank	0	0.00	0	0.00	0	0.00	0.00	0	0.00
22	City Union Bank	0	0.00	0	0.00	0	0.00	0.00	0	0.00
23	DCB Bank	0	0.00	0	0.00	0	0.00	0.00	0	0.00
24	Dhanalaxmi Bank	0	0.00	0	0.00	0	0.00	0.00	0	0.00
25	Equitas Bank	0	0.00	0	0.00	0	0.00	0.00	0	0.00
26	Federal Bank	0	0.00	0	0.00	0	0.00	0.00	0	0.00
27	HDFC Bank	0	0.00	0	0.00	0	0.00	0.00	0	0.00
28	ICICI Bank	0	0.00	0	0.00	0	0.00	0.00	0	0.00
29	IDBI Bank	0	0.00	0	0.00	0	0.00	0.00	0	0.00
30	Indusind Bank	0	0.00	0	0.00	0	0.00	0.00	0	0.00
31	Jammu & Kashmir Bank	0	0.00	0	0.00	0	0.00	0.00	0	0.00
32	Karnataka Bank	0	0.00	0	0.00	0	0.00	0.00	0	0.00
33	Karur Vysya Bank	0	0.00	0	0.00	0	0.00	0.00	0	0.00
34	KBSLAB	0	0.00	0	0.00	0	0.00	0.00	0	0.00
35	Laxmi Vilas Bank	0	0.00	0	0.00	0	0.00	0.00	0	0.00
36	RBL Bank	0	0.00	0	0.00	0	0.00	0.00	0	0.00
37	South Indian Bank	0	0.00	0	0.00	0	0.00	0.00	0	0.00
38	Kotak Mahindra Bank	0	0.00	0	0.00	0	0.00	0.00	0	0.00
39	Yes Bank	0	0.00	0	0.00	0	0.00	0.00	0	0.00
40	Tamilnadu Mer. Bank	0	0.00	0	0.00	0	0.00	0.00	0	0.00
	<b>PRIVATE SECTOR BANKS TOTAL</b>	<b>0</b>	<b>0.00</b>	<b>0</b>	<b>0.00</b>	<b>0</b>	<b>0.00</b>	<b>0.00</b>	<b>0</b>	<b>0.00</b>
	<b>COMMERCIAL BANKS TOTAL</b>	<b>10899</b>	<b>6810.94</b>	<b>129</b>	<b>163.91</b>	<b>3079</b>	<b>2481.34</b>	<b>1012.63</b>	<b>3681</b>	<b>3233.48</b>
41	TS Co-op Apex Bank	3476	7721.88	635	2043.35	0	0.00	0.00	0	0.00
42	A P Mahesh Co-op Bank	0	0.00	0	0.00	0	0.00	0.00	0	0.00
	<b>Co-OPERATIVE BANKS TOTAL</b>	<b>3476</b>	<b>7721.88</b>	<b>635</b>	<b>2043.35</b>	<b>0</b>	<b>0.00</b>	<b>0.00</b>	<b>0</b>	<b>0.00</b>
43	APGVB	0	0.00	0	0.00	0	0.00	0.00	0	0.00
44	Telangana Grameena Bank	558	204.55	14	7.24	21	22.86	2.35	335	102.44
	<b>REGIONAL RURAL BANKS TOTAL</b>	<b>558</b>	<b>204.55</b>	<b>14</b>	<b>7.24</b>	<b>21</b>	<b>22.86</b>	<b>2.35</b>	<b>335</b>	<b>102.44</b>
45	APSFC	0	0.00	0	0.00	0	0.00	0.00	0	0.00
	<b>OTHERS TOTAL</b>	<b>0</b>	<b>0.00</b>	<b>0</b>	<b>0.00</b>	<b>0</b>	<b>0.00</b>	<b>0.00</b>	<b>0</b>	<b>0.00</b>
	<b>GRAND TOTAL</b>	<b>14933</b>	<b>14737.37</b>	<b>778</b>	<b>2214.50</b>	<b>3100</b>	<b>2504.20</b>	<b>1014.98</b>	<b>4016</b>	<b>3335.92</b>

## BANK-WISE LOANS UNDER RAJEEV GRUHAKALPA SCHEME AS ON 30.09.19

Sl.No	Name of the Bank	Outstanding		Disbursement		Overdue Position			NPAs position	
		No. of a/c	Amount	No. of a/c	Amount	No. of a/c	Total Balance in overdue accounts	Actual overdue amount	No. of a/c	Amount
1	Allahabad Bank	0	0.00	0	0.00	0	0.00	0.00	0	0.00
2	Andhra Bank	4499	3467.00	27	26.95	4355	3410.43	4382.98	4326	3396.62
3	Bank Of Baroda	0	0.00	0	0.00	0	0.00	0.00	0	0.00
4	Bank of India	0	0.00	0	0.00	0	0.00	0.00	0	0.00
5	Bank of Maharashtra	97	50.00	0	0.00	6	6.00	6.00	82	43.00
6	Canara Bank	2185	1600.44	0	0.00	395	304.00	41.00	252	195.22
7	Central Bank of India	0	0.00	0	0.00	0	0.00	0.00	0	0.00
8	Corporation Bank	0	0.00	0	0.00	0	0.00	0.00	0	0.00
9	Indian Bank	27	32.00	0	0.00	0	0.00	0.00	0	0.00
10	Indian Overseas Bank	994	575.06	0	0.00	697	503.67	157.00	477	368.00
11	Oriental Bank of Commerce	5	6.00	0	0.00	0	0.00	0.00	0	0.00
12	Punjab National Bank	0	0.00	0	0.00	0	0.00	0.00	0	0.00
13	Punjab & Sind Bank	0	0.00	0	0.00	0	0.00	0.00	0	0.00
14	Syndicate Bank	0	0.00	0	0.00	0	0.00	0.00	0	0.00
15	UCO Bank	0	0.00	0	0.00	0	0.00	0.00	0	0.00
16	Union Bank Of India	72	70.20	0	0.00	60	60.33	2.33	42	40.55
17	United Bank of India	0	0.00	0	0.00	0	0.00	0.00	0	0.00
18	State Bank of India	7522	9027.00	0	0.00	557	789.00	323.00	6362	8123.00
	<b>PUBLIC SECTOR BANKS TOTAL</b>	<b>15401</b>	<b>14827.70</b>	<b>27</b>	<b>26.95</b>	<b>6070</b>	<b>5073.43</b>	<b>4912.31</b>	<b>11542</b>	<b>12166.39</b>
19	Axis Bank	0	0.00	0	0.00	0	0.00	0.00	0	0.00
20	Bhandhan Bank	0	0.00	0	0.00	0	0.00	0.00	0	0.00
21	CSB Bank	0	0.00	0	0.00	0	0.00	0.00	0	0.00
22	City Union Bank	0	0.00	0	0.00	0	0.00	0.00	0	0.00
23	DCB Bank	0	0.00	0	0.00	0	0.00	0.00	0	0.00
24	Dhanalaxmi Bank	0	0.00	0	0.00	0	0.00	0.00	0	0.00
25	Equitas Bank	0	0.00	0	0.00	0	0.00	0.00	0	0.00
26	Federal Bank	0	0.00	0	0.00	0	0.00	0.00	0	0.00
27	HDFC Bank	0	0.00	0	0.00	0	0.00	0.00	0	0.00
28	ICICI Bank	0	0.00	0	0.00	0	0.00	0.00	0	0.00
29	IDBI Bank	0	0.00	0	0.00	0	0.00	0.00	0	0.00
30	Indusind Bank	0	0.00	0	0.00	0	0.00	0.00	0	0.00
31	Jammu & Kashmir Bank	0	0.00	0	0.00	0	0.00	0.00	0	0.00
32	Karnataka Bank	0	0.00	0	0.00	0	0.00	0.00	0	0.00
33	Karur Vysya Bank	0	0.00	0	0.00	0	0.00	0.00	0	0.00
34	KBSLAB	0	0.00	0	0.00	0	0.00	0.00	0	0.00
35	Laxmi Vilas Bank	0	0.00	0	0.00	0	0.00	0.00	0	0.00
36	RBL Bank	0	0.00	0	0.00	0	0.00	0.00	0	0.00
37	South Indian Bank	0	0.00	0	0.00	0	0.00	0.00	0	0.00
38	Kotak Mahindra Bank	0	0.00	0	0.00	0	0.00	0.00	0	0.00
39	Yes Bank	0	0.00	0	0.00	0	0.00	0.00	0	0.00
40	Tamilnadu Mer. Bank	0	0.00	0	0.00	0	0.00	0.00	0	0.00
	<b>PRIVATE SECTOR BANKS TOTAL</b>	<b>0</b>	<b>0.00</b>	<b>0</b>	<b>0.00</b>	<b>0</b>	<b>0.00</b>	<b>0.00</b>	<b>0</b>	<b>0.00</b>
	<b>COMMERCIAL BANKS TOTAL</b>	<b>15401</b>	<b>14827.70</b>	<b>27</b>	<b>26.95</b>	<b>6070</b>	<b>5073.43</b>	<b>4912.31</b>	<b>11542</b>	<b>12166.39</b>
41	A P State Co-op Bank	0	0.00	0	0.00	0	0.00	0.00	0	0.00
42	A P Mahesh Co-op Bank	0	0.00	0	0.00	0	0.00	0.00	0	0.00
	<b>Co-OPERATIVE BANKS TOTAL</b>	<b>0</b>	<b>0.00</b>	<b>0</b>	<b>0.00</b>	<b>0</b>	<b>0.00</b>	<b>0.00</b>	<b>0</b>	<b>0.00</b>
43	APGVB	0	0.00	0	0.00	0	0.00	0.00	0	0.00
44	Telangana Grameena Bank	971	839.04	0	0.00	0	0.00	0.00	971	839.04
	<b>REGIONAL RURAL BANKS TOTAL</b>	<b>971</b>	<b>839.04</b>	<b>0</b>	<b>0.00</b>	<b>0</b>	<b>0.00</b>	<b>0.00</b>	<b>971</b>	<b>839.04</b>
45	APSFC	0	0.00	0	0.00	0	0.00	0.00	0	0.00
	<b>OTHERS TOTAL</b>	<b>0</b>	<b>0.00</b>	<b>0</b>	<b>0.00</b>	<b>0</b>	<b>0.00</b>	<b>0.00</b>	<b>0</b>	<b>0.00</b>
	<b>GRAND TOTAL</b>	<b>16372</b>	<b>15666.74</b>	<b>27</b>	<b>26.95</b>	<b>6070</b>	<b>5073.43</b>	<b>4912.31</b>	<b>12513</b>	<b>13005.43</b>

## BANK-WISE LOANS UNDER VAMBAY SCHEME AS ON 30.09.19

(Rs. In lac)

Sl.No	Name of the Bank	Outstanding		Disbursement		Overdue Position			NPAs position	
		No. of a/c	Amount	No. of a/c	Amount	No. of a/c	Total Balance in overdue accounts	Actual overdue amount	No. of a/c	Amount
1	Allahabad Bank	0	0.00	0	0.00	0	0.00	0.00	0	0.00
2	Andhra Bank	169	66.27	5	2.53	163	55.69	120.40	162	55.62
3	Bank Of Baroda	0	0.00	0	0.00	0	0.00	0.00	0	0.00
4	Bank of India	0	0.00	0	0.00	0	0.00	0.00	0	0.00
5	Bank of Maharashtra	0	0.00	0	0.00	0	0.00	0.00	0	0.00
6	Canara Bank	0	0.00	0	0.00	0	0.00	0.00	0	0.00
7	Central Bank of India	0	0.00	0	0.00	0	0.00	0.00	0	0.00
8	Corporation Bank	0	0.00	0	0.00	0	0.00	0.00	0	0.00
9	Indian Bank	0	0.00	0	0.00	0	0.00	0.00	0	0.00
10	Indian Overseas Bank	28	9.49	0	0.00	17	5.85	3.00	10	4.00
11	Oriental Bank of Commerce	0	0.00	0	0.00	0	0.00	0.00	0	0.00
12	Punjab National Bank	0	0.00	0	0.00	0	0.00	0.00	0	0.00
13	Punjab & Sind Bank	0	0.00	0	0.00	0	0.00	0.00	0	0.00
14	Syndicate Bank	0	0.00	0	0.00	0	0.00	0.00	0	0.00
15	UCO Bank	0	0.00	0	0.00	0	0.00	0.00	0	0.00
16	Union Bank Of India	56	8.24	0	0.00	53	5.99	0.24	30	4.99
17	United Bank of India	0	0.00	0	0.00	0	0.00	0.00	0	0.00
18	State Bank of India	1746	5570.00	0	0.00	162	762.00	311.00	1708	5182.00
	<b>PUBLIC SECTOR BANKS TOTAL</b>	<b>1999</b>	<b>5654.00</b>	<b>5</b>	<b>2.53</b>	<b>395</b>	<b>829.53</b>	<b>434.64</b>	<b>1910</b>	<b>5246.61</b>
19	Axis Bank	0	0.00	0	0.00	0	0.00	0.00	0	0.00
20	Bhandhan Bank	0	0.00	0	0.00	0	0.00	0.00	0	0.00
21	CSB Bank	0	0.00	0	0.00	0	0.00	0.00	0	0.00
22	City Union Bank	0	0.00	0	0.00	0	0.00	0.00	0	0.00
23	DCB Bank	0	0.00	0	0.00	0	0.00	0.00	0	0.00
24	Dhanalaxmi Bank	0	0.00	0	0.00	0	0.00	0.00	0	0.00
25	Equitas Bank	0	0.00	0	0.00	0	0.00	0.00	0	0.00
26	Federal Bank	0	0.00	0	0.00	0	0.00	0.00	0	0.00
27	HDFC Bank	0	0.00	0	0.00	0	0.00	0.00	0	0.00
28	ICICI Bank	0	0.00	0	0.00	0	0.00	0.00	0	0.00
29	IDBI Bank	0	0.00	0	0.00	0	0.00	0.00	0	0.00
30	Indusind Bank	0	0.00	0	0.00	0	0.00	0.00	0	0.00
31	Jammu & Kashmir Bank	0	0.00	0	0.00	0	0.00	0.00	0	0.00
32	Karnataka Bank	0	0.00	0	0.00	0	0.00	0.00	0	0.00
33	Karur Vysya Bank	0	0.00	0	0.00	0	0.00	0.00	0	0.00
34	KBSLAB	0	0.00	0	0.00	0	0.00	0.00	0	0.00
35	Laxmi Vilas Bank	0	0.00	0	0.00	0	0.00	0.00	0	0.00
36	RBL Bank	0	0.00	0	0.00	0	0.00	0.00	0	0.00
37	South Indian Bank	0	0.00	0	0.00	0	0.00	0.00	0	0.00
38	Kotak Mahindra Bank	0	0.00	0	0.00	0	0.00	0.00	0	0.00
39	Yes Bank	0	0.00	0	0.00	0	0.00	0.00	0	0.00
40	Tamilnadu Mer. Bank	0	0.00	0	0.00	0	0.00	0.00	0	0.00
	<b>PRIVATE SECTOR BANKS TOTAL</b>	<b>0</b>	<b>0.00</b>	<b>0</b>	<b>0.00</b>	<b>0</b>	<b>0.00</b>	<b>0.00</b>	<b>0</b>	<b>0.00</b>
	<b>COMMERCIAL BANKS TOTAL</b>	<b>1999</b>	<b>5654.00</b>	<b>5</b>	<b>2.53</b>	<b>395</b>	<b>829.53</b>	<b>434.64</b>	<b>1910</b>	<b>5246.61</b>
41	TS Co-op Apex Bank	0	0.00	0	0.00	0	0.00	0.00	0	0.00
42	A P Mahesh Co-op Bank	0	0.00	0	0.00	0	0.00	0.00	0	0.00
	<b>Co-OPERATIVE BANKS TOTAL</b>	<b>0</b>	<b>0.00</b>	<b>0</b>	<b>0.00</b>	<b>0</b>	<b>0.00</b>	<b>0.00</b>	<b>0</b>	<b>0.00</b>
43	APGVB	0	0.00	0	0.00	0	0.00	0.00	0	0.00
44	Telangana Grameena Bank	4	0.75	0	0.00	0	0.00	0.00	4	0.75
	<b>REGIONAL RURAL BANKS TOTAL</b>	<b>4</b>	<b>0.75</b>	<b>0</b>	<b>0.00</b>	<b>0</b>	<b>0.00</b>	<b>0.00</b>	<b>4</b>	<b>0.75</b>
45	APSFC	0	0.00	0	0.00	0	0.00	0.00	0	0.00
	<b>OTHERS TOTAL</b>	<b>0</b>	<b>0.00</b>	<b>0</b>	<b>0.00</b>	<b>0</b>	<b>0.00</b>	<b>0.00</b>	<b>0</b>	<b>0.00</b>
	<b>GRAND TOTAL</b>	<b>2003</b>	<b>5654.75</b>	<b>5</b>	<b>2.53</b>	<b>395</b>	<b>829.53</b>	<b>434.64</b>	<b>1914</b>	<b>5247.36</b>

## BANK-WISE LOANS UNDER RAJEEV YUVA SHAKTI SCHEME AS ON 30.09.19

(Rs. In lac)

Sl.No	Name of the Bank	Outstanding		Disbursement		Overdue Position			NPAs position	
		No. of a/c	Amount	No. of a/c	Amount	No. of a/c	Total Balance in overdue accounts	Actual overdue amount	No. of a/c	Amount
1	Allahabad Bank	0	0.00	0	0.00	0	0.00	0.00	0	0.00
2	Andhra Bank	456	157.91	6	4.59	392	142.99	355.74	316	131.73
3	Bank Of Baroda	0	0.00	0	0.00	0	0.00	0.00	0	0.00
4	Bank of India	0	0.00	0	0.00	0	0.00	0.00	0	0.00
5	Bank of Maharashtra	0	0.00	0	0.00	0	0.00	0.00	0	0.00
6	Canara Bank	0	0.00	0	0.00	0	0.00	0.00	0	0.00
7	Central Bank of India	0	0.00	0	0.00	0	0.00	0.00	0	0.00
8	Corporation Bank	0	0.00	0	0.00	0	0.00	0.00	0	0.00
9	Indian Bank	42	37.00	0	0.00	0	0.00	0.00	0	0.00
10	Indian Overseas Bank	848	610.03	5	5.10	192	185.91	28.00	82	39.00
11	Oriental Bank of Commerce	1	1.23	0	0.00	0	0.00	0.00	0	0.00
12	Punjab National Bank	0	0.00	0	0.00	0	0.00	0.00	0	0.00
13	Punjab & Sind Bank	0	0.00	0	0.00	0	0.00	0.00	0	0.00
14	Syndicate Bank	0	0.00	0	0.00	0	0.00	0.00	0	0.00
15	UCO Bank	0	0.00	0	0.00	0	0.00	0.00	0	0.00
16	Union Bank Of India	95	57.22	0	0.00	12	20.20	1.66	11	10.22
17	United Bank of India	0	0.00	0	0.00	0	0.00	0.00	0	0.00
18	State Bank of India	13275	4201.00	0	0.00	471	594.00	243.00	9253	3146.00
	<b>PUBLIC SECTOR BANKS TOTAL</b>	<b>14717</b>	<b>5064.39</b>	<b>11</b>	<b>9.69</b>	<b>1067</b>	<b>943.10</b>	<b>628.40</b>	<b>9662</b>	<b>3326.95</b>
19	Axis Bank	0	0.00	0	0.00	0	0.00	0.00	0	0.00
20	Bhandhan Bank	0	0.00	0	0.00	0	0.00	0.00	0	0.00
21	CSB Bank	0	0.00	0	0.00	0	0.00	0.00	0	0.00
22	City Union Bank	0	0.00	0	0.00	0	0.00	0.00	0	0.00
23	DCB Bank	0	0.00	0	0.00	0	0.00	0.00	0	0.00
24	Dhanalaxmi Bank	0	0.00	0	0.00	0	0.00	0.00	0	0.00
25	Equitas	0	0.00	0	0.00	0	0.00	0.00	0	0.00
26	Federal Bank	0	0.00	0	0.00	0	0.00	0.00	0	0.00
27	HDFC Bank	0	0.00	0	0.00	0	0.00	0.00	0	0.00
28	ICICI Bank	0	0.00	0	0.00	0	0.00	0.00	0	0.00
29	IDBI Bank	0	0.00	0	0.00	0	0.00	0.00	0	0.00
30	Indusind Bank	0	0.00	0	0.00	0	0.00	0.00	0	0.00
31	Jammu & Kashmir Bank	0	0.00	0	0.00	0	0.00	0.00	0	0.00
32	Karnataka Bank	0	0.00	0	0.00	0	0.00	0.00	0	0.00
33	Karur Vysya Bank	0	0.00	0	0.00	0	0.00	0.00	0	0.00
34	KBSLAB	0	0.00	0	0.00	0	0.00	0.00	0	0.00
35	Laxmi Vilas Bank	0	0.00	0	0.00	0	0.00	0.00	0	0.00
36	RBL Bank	0	0.00	0	0.00	0	0.00	0.00	0	0.00
37	South Indian Bank	0	0.00	0	0.00	0	0.00	0.00	0	0.00
38	Kotak Mahindra Bank	0	0.00	0	0.00	0	0.00	0.00	0	0.00
39	Yes Bank	0	0.00	0	0.00	0	0.00	0.00	0	0.00
40	Tamilnadu Mer. Bank	0	0.00	0	0.00	0	0.00	0.00	0	0.00
	<b>PRIVATE SECTOR BANKS TOTAL</b>	<b>0</b>	<b>0.00</b>	<b>0</b>	<b>0.00</b>	<b>0</b>	<b>0.00</b>	<b>0.00</b>	<b>0</b>	<b>0.00</b>
	<b>COMMERCIAL BANKS TOTAL</b>	<b>14717</b>	<b>5064.39</b>	<b>11</b>	<b>9.69</b>	<b>1067</b>	<b>943.10</b>	<b>628.40</b>	<b>9662</b>	<b>3326.95</b>
41	TS Co-op Apex Bank	0	0.00	0	0.00	0	0.00	0.00	0	0.00
42	A P Mahesh Co-op Bank	0	0.00	0	0.00	0	0.00	0.00	0	0.00
	<b>Co-OPERATIVE BANKS TOTAL</b>	<b>0</b>	<b>0.00</b>	<b>0</b>	<b>0.00</b>	<b>0</b>	<b>0.00</b>	<b>0.00</b>	<b>0</b>	<b>0.00</b>
43	APGVB	143	286.37	0	0.00	29	29.84	5.61	18	20.11
44	Telangana Grameena Bank	193	55.99	0	0.00	7	1.82	0.20	138	45.24
	<b>REGIONAL RURAL BANKS TOTAL</b>	<b>336</b>	<b>342.36</b>	<b>0</b>	<b>0.00</b>	<b>36</b>	<b>31.66</b>	<b>5.81</b>	<b>156</b>	<b>65.35</b>
45	APSFC	0	0.00	0	0.00	0	0.00	0.00	0	0.00
	<b>OTHERS TOTAL</b>	<b>0</b>	<b>0.00</b>	<b>0</b>	<b>0.00</b>	<b>0</b>	<b>0.00</b>	<b>0.00</b>	<b>0</b>	<b>0.00</b>
	<b>GRAND TOTAL</b>	<b>15053</b>	<b>5406.75</b>	<b>11</b>	<b>9.69</b>	<b>1103</b>	<b>974.76</b>	<b>634.21</b>	<b>9818</b>	<b>3392.30</b>

## Short Term crop Production Loans - Bankwise outstanding, overdues and NPAs as on 30.09.19

(Rs. In lac)

Sl.No	Name of the Bank	Outstanding		Overdues			NPAs	
		No. of a/c	Amount	No. of a/c	Total Balance in overdue accounts	Actual overdue amount	No. of a/c	Amount
1	Allahabad Bank	7866	7137.00	236	361.00	43.00	1096	819.00
2	Andhra Bank	730723	807889.53	429632	425283.89	205680.86	30065	34286.57
3	Bank Of Baroda	118670	108970.04	7787	5741.61	5726.76	3927	2855.16
4	Bank of India	18319	17234.65	2288	1879.00	1879.00	1837	1429.77
5	Bank of Maharashtra	15474	19005.58	13358	0.00	3030.71	516	479.28
6	Canara Bank	213825	222197.31	43823	42693.18	37990.63	4756	6544.37
7	Central Bank of India	73710	64465.23	16830	14529.77	3043.70	5206	2805.92
8	Corporation Bank	38627	44471.92	12644	11950.00	11950.00	5124	6251.28
9	Indian Bank	114211	90694.37	44576	41309.00	41309.00	3335	3080.00
10	Indian Overseas Bank	127712	77065.03	9595	5700.96	704.18	4247	2716.19
11	Oriental Bank of Commerce	918	2632.33	61	433.23	8.32	42	377.61
12	Punjab National Bank	25627	23175.32	12933	16392.22	16392.22	3225	2667.05
13	Punjab & Sind Bank	8	24.50	0	0.00	0.00	0	0.00
14	Syndicate Bank	153507	186466.28	6298	6261.88	1585.63	6798	3492.68
15	UCO Bank	15884	15620.00	2618	2946.00	1504.00	1470	1555.00
16	Union Bank Of India	94850	87802.83	11965	6027.90	4844.30	9210	3603.20
17	United Bank of India	16	380.73	0	0.00	0.00	0	0.00
18	State Bank of India	1509315	1513773.00	140435	193981.00	78827.00	206153	108661.00
	<b>PUBLIC SECTOR BANKS TOTAL</b>	<b>3259262</b>	<b>3289005.64</b>	<b>755079</b>	<b>775490.63</b>	<b>414519.30</b>	<b>287007</b>	<b>181624.07</b>
19	Axis Bank	4233	40077.51	0	0.00	0.00	143	863.96
20	Bhandhan Bank	0	0.00	0	0.00	0.00	0	0.00
21	CSB Bank	83	169.32	0	0.00	0.00	0	0.00
22	City Union Bank	9831	9587.28	1842	1942.49	1428.49	2	0.58
23	DCB Bank	3768	7197.76	784	1996.74	116.52	10	380.27
24	Dhanalaxmi Bank	963	2818.06	20	126.04	126.04	0	0.00
25	Equitas	0	0.00	0	0.00	0.00	0	0.00
26	Federal Bank	5496	9984.22	4001	6840.49	6840.49	1	2.61
27	HDFC Bank	10492	94349.32	1510	8765.02	3050.83	407	1938.68
28	ICICI Bank	29857	110915.98	0	0.00	0.00	1069	3428.46
29	IDBI Bank	13836	24618.62	0	0.00	0.00	898	1043.90
30	Indusind Bank	0	0.00	0	0.00	0.00	0	0.00
31	Jammu & Kashmir Bank	0	0.00	0	0.00	0.00	0	0.00
32	Karnataka Bank	1567	3770.87	45	196.72	196.72	45	196.72
33	Karur Vysya Bank	20610	29553.00	12	45.00	45.00	11	12.00
34	KBSLAB	1595	695.13	396	193.39	189.47	61	10.18
35	Laxmi Vilas Bank	6824	7773.11	4884	5497.78	225.37	7	5.17
36	RBL Bank	151	808.00	30	182.00	182.00	0	0.00
37	South Indian Bank	0	0.00	0	0.00	0.00	0	0.00
38	Kotak Mahindra Bank	1789	2664.26	0	0.00	0.00	1695	234.49
39	Yes Bank	36	2492.00	0	0.00	0.00	0	0.00
40	Tamilnadu Mer. Bank	2005	1723.63	0	0.00	0.00	0	0.00
	<b>PRIVATE SECTOR BANKS TOTAL</b>	<b>113136</b>	<b>349198.07</b>	<b>13524</b>	<b>25785.65</b>	<b>12400.92</b>	<b>4349</b>	<b>8117.02</b>
	<b>COMMERCIAL BANKS TOTAL</b>	<b>3372398</b>	<b>3638203.72</b>	<b>768603</b>	<b>801276.29</b>	<b>426920.22</b>	<b>291356</b>	<b>189741.09</b>
41	TS Co-op Apex Bank	835586	382935	8325	4635.70	4551.39	3927	2652.12
42	A P Mahesh Co-op Bank	0	0.00	0	0.00	0.00	0	0.00
	<b>Co-OPERATIVE BANKS TOTAL</b>	<b>835586</b>	<b>382935.37</b>	<b>8325</b>	<b>4635.70</b>	<b>4551.39</b>	<b>3927</b>	<b>2652.12</b>
43	APGVB	715757	584335.14	203640	109548.16	16713.39	11149	5891.64
44	Telangana Grameena Bank	511972	552078.06	100496	98142.03	82940.19	28137	13496.83
	<b>REGIONAL RURAL BANKS TOTAL</b>	<b>1227729</b>	<b>1136413.20</b>	<b>304136</b>	<b>207690.19</b>	<b>99653.58</b>	<b>39286</b>	<b>19388.47</b>
45	APSFC	0	0.00	0	0.00	0.00	0	0.00
	<b>OTHERS TOTAL</b>	<b>0</b>	<b>0.00</b>	<b>0</b>	<b>0.00</b>	<b>0.00</b>	<b>0</b>	<b>0.00</b>
	<b>GRAND TOTAL</b>	<b>5435713</b>	<b>5157552.29</b>	<b>1081064</b>	<b>1013602.18</b>	<b>531125.19</b>	<b>334569</b>	<b>211781.68</b>



## Agriculture Term Loans including Allied activities - Bankwise outstanding, overdues and NPAs as on 30.09.19

Sl.No	Name of the Bank	Outstanding		Overdues			NPAs	
		No. of a/c	Amount	No. of a/c	Total Balance in overdue accounts	Actual overdue amount	No. of a/c	Amount
1	Allahabad Bank	1151	2214.00	166	308.00	15.00	867	1467.00
2	Andhra Bank	20439	148237.61	10209	103269.46	76204.69	3089	18257.94
3	Bank Of Baroda	6945	65548.78	432	3593.77	3593.77	1375	5723.53
4	Bank of India	6144	26137.19	915	4764.40	481.77	773	2761.84
5	Bank of Maharashtra	782	41110.41	129	3059.00	14.00	250	1457.00
6	Canara Bank	11449	125007.08	2996	23377.95	8935.98	1785	22420.20
7	Central Bank of India	62	15111.78	10	477.96	27.60	11	6919.00
8	Corporation Bank	5943	21678.28	1094	1082.08	1082.08	752	881.06
9	Indian Bank	7199	63895.06	160	158.00	12.00	166	1144.58
10	Indian Overseas Bank	12745	129374.29	1595	9645.17	668.42	1413	9725.65
11	Oriental Bank of Commerce	107	6466.65	26	5857.61	104.00	13	4126.31
12	Punjab National Bank	12733	21337.08	883	6211.25	6211.25	4012	5740.33
13	Punjab & Sind Bank	2	46.64	0	0.00	0.00	0	0.00
14	Syndicate Bank	23817	59456.10	16896	15037.10	13087.05	15221	13658.95
15	UCO Bank	1345	11966.00	548	1277.00	510.00	332	926.00
16	Union Bank Of India	17331	56934.92	2800	3560.20	2443.90	3813	4224.80
17	United Bank of India	113	906.80	0	0.00	0.00	36	14.88
18	State Bank of India	94441	140494.00	11934	15416.00	6319.00	45850	54553.00
	<b>PUBLIC SECTOR BANKS TOTAL</b>	<b>222748</b>	<b>935922.67</b>	<b>50793</b>	<b>197094.95</b>	<b>119710.51</b>	<b>79758</b>	<b>154002.07</b>
19	Axis Bank	14611	59036.31	3224	31650.14	9651.40	89	567.70
20	Bhandhan Bank	723	80.00	0	0.00	0.00	0	0.00
21	CSB Bank	0	0.00	0	0.00	0.00	0	0.00
22	City Union Bank	131	8242.18	41	1765.29	816.35	5	30.24
23	DCB Bank	1160	4247.67	295	1614.13	587.74	127	1145.26
24	Dhanalaxmi Bank	3	397.39	0	0.00	0.00	2	371.39
25	Equitas Bank	97	100.00	0	0.00	0.00	0	0.00
26	Federal Bank	102	7779.25	24	129.59	129.60	2	19.47
27	HDFC Bank	39953	186877.36	3873	37714.11	8587.86	888	5273.22
28	ICICI Bank	75321	111654.34	0	0.00	0.00	1432	2793.53
29	IDBI Bank	1463	3493.06	0	0.00	0.00	180	725.21
30	Indusind Bank	35189	44394.24	0	0.00	0.00	1787	1436.49
31	Jammu & Kashmir Bank	1	137.88	0	0.00	0.00	0	0.00
32	Karnataka Bank	114	8698.88	8	1055.36	1055.36	8	1055.36
33	Karur Vysya Bank	297	13962.00	18	614.00	614.00	11	102.00
34	KBSLAB	3219	1413.61	227	76.02	9.83	193	34.36
35	Laxmi Vilas Bank	9	3278.88	2	125.69	0.69	1	1.38
36	RBL Bank	55	5174.00	6	366.00	366.00	4	3.16
37	South Indian Bank	28397	35706.00	1613	1579.00	1579.00	16	14.00
38	Kotak Mahindra Bank	9458	100761.00	0	0.00	0.00	215	433.55
39	Yes Bank	1112	51661.00	0	0.00	0.00	1	11.00
40	Tamilnadu Mer. Bank	782	3907.09	2	26.83	26.83	2	24.61
	<b>PRIVATE SECTOR BANKS TOTAL</b>	<b>212197</b>	<b>651002.15</b>	<b>9333</b>	<b>76716.16</b>	<b>23424.64</b>	<b>4963</b>	<b>14041.94</b>
	<b>COMMERCIAL BANKS TOTAL</b>	<b>434945</b>	<b>1586924.82</b>	<b>60126</b>	<b>273811.11</b>	<b>143135.15</b>	<b>84721</b>	<b>168044.01</b>
41	TS Co-op Apex Bank	180601	196941.64	23019	35688.62	19268.85	18617	15725.94
42	A P Mahesh Co-op Bank	13	48.59	0	0.00	0.00	0	0.00
	<b>Co-OPERATIVE BANKS TOTAL</b>	<b>180614</b>	<b>196990.23</b>	<b>23019</b>	<b>35688.62</b>	<b>19268.85</b>	<b>18617</b>	<b>15725.94</b>
43	APGVB	119868	259586.39	22175	24637.56	6184.47	8254	7611.97
44	Telangana Grameena Bank	16643	7883.78	2936	1486.84	359.96	5298	2242.80
	<b>REGIONAL RURAL BANKS TOTAL</b>	<b>136511</b>	<b>267470.17</b>	<b>25111</b>	<b>26124.40</b>	<b>6544.43</b>	<b>13552</b>	<b>9854.77</b>
45	APSFC	0	0.00	0	0.00	0.00	0	0.00
	<b>OTHERS TOTAL</b>	<b>0</b>	<b>0.00</b>	<b>0</b>	<b>0.00</b>	<b>0.00</b>	<b>0</b>	<b>0.00</b>
	<b>GRAND TOTAL</b>	<b>752070</b>	<b>2051385.22</b>	<b>108256</b>	<b>335624.13</b>	<b>168948.43</b>	<b>116890</b>	<b>193624.72</b>

## Agriculture &amp; Allied - Indirect Loans - Bankwise outstanding, overdues and NPAs as on 30.09.19 (Rs. In lac)

Sl.No	Name of the Bank	Outstanding		Overdues			NPAs	
		No. of a/c	Amount	No. of a/c	Total Balance in overdue accounts	Actual overdue amount	No. of a/c	Amount
1	Allahabad Bank	0	0.00	0	0.00	0.00	0	0.00
2	Andhra Bank	80	46606.68	36	18539.73	9052.77	1	4797.74
3	Bank Of Baroda	0	0.00	0	0.00	0.00	0	0.00
4	Bank of India	0	0.00	0	0.00	0.00	0	0.00
5	Bank of Maharashtra	0	0.00	0	0.00	0.00	0	0.00
6	Canara Bank	2	217.22	0	0.00	0.00	0	0.00
7	Central Bank of India	0	0.00	0	0.00	0.00	0	0.00
8	Corporation Bank	0	0.00	0	0.00	0.00	0	0.00
9	Indian Bank	0	0.00	0	0.00	0.00	0	0.00
10	Indian Overseas Bank	0	0.00	0	0.00	0.00	0	0.00
11	Oriental Bank of Commerce	11	7517.65	0	0.00	0.00	0	0.00
12	Punjab National Bank	0	0.00	0	0.00	0.00	0	0.00
13	Punjab & Sind Bank	0	0.00	0	0.00	0.00	0	0.00
14	Syndicate Bank	4731	22857.73	0	0.00	0.00	0	0.00
15	UCO Bank	0	0.00	0	0.00	0.00	0	0.00
16	Union Bank Of India	0	0.00	0	0.00	0.00	0	0.00
17	United Bank of India	6	1817.11	0	0.00	0.00	0	0.00
18	State Bank of India	1459	63138.00	0	0.00	0.00	0	0.00
	<b>PUBLIC SECTOR BANKS TOTAL</b>	<b>6289</b>	<b>142154.39</b>	<b>36</b>	<b>18539.73</b>	<b>9052.77</b>	<b>1</b>	<b>4797.74</b>
19	Axis Bank	0	0.00	0	0.00	0.00	0	0.00
20	Bhandhan Bank	0	0.00	0	0.00	0.00	0	0.00
21	CSB Bank	0	0.00	0	0.00	0.00	0	0.00
22	City Union Bank	0	0.00	0	0.00	0.00	0	0.00
23	DCB Bank	136	700.53	66	241.23	2.19	2	3.70
24	Dhanalaxmi Bank	0	0.00	0	0.00	0.00	0	0.00
25	Equitas Bank	0	0.00	0	0.00	0.00	0	0.00
26	Federal Bank	0	0.00	0	0.00	0.00	0	0.00
27	HDFC Bank	0	0.00	0	0.00	0.00	0	0.00
28	ICICI Bank	4	355.03	0	0.00	0.00	0	0.00
29	IDBI Bank	14	0.00	0	0.00	0.00	10	0.00
30	Indusind Bank	0	0.00	0	0.00	0.00	0	0.00
31	Jammu & Kashmir Bank	0	0.00	0	0.00	0.00	0	0.00
32	Karnataka Bank	0	0.00	0	0.00	0.00	0	0.00
33	Karur Vysya Bank	7212	19522.00	0	0.00	0.00	0	0.00
34	KBSLAB	0	0.00	0	0.00	0.00	0	0.00
35	Laxmi Vilas Bank	0	0.00	0	0.00	0.00	0	0.00
36	RBL Bank	0	0.00	0	0.00	0.00	0	0.00
37	South Indian Bank	0	0.00	0	0.00	0.00	0	0.00
38	Kotak Mahindra Bank	0	0.00	0	0.00	0.00	0	0.00
39	Yes Bank	0	0.00	0	0.00	0.00	0	0.00
40	Tamilnadu Mer. Bank	0	0.00	0	0.00	0.00	0	0.00
	<b>PRIVATE SECTOR BANKS TOTAL</b>	<b>7366</b>	<b>20577.56</b>	<b>66</b>	<b>241.23</b>	<b>2.19</b>	<b>12</b>	<b>3.70</b>
	<b>COMMERCIAL BANKS TOTAL</b>	<b>13655</b>	<b>162731.94</b>	<b>102</b>	<b>18780.96</b>	<b>9054.96</b>	<b>13</b>	<b>4801.44</b>
41	TS Co-op Apex Bank	2974	11499.51	289	1845.89	1036.46	235	1669.52
42	A P Mahesh Co-op Bank	0	0.00	0	0.00	0.00	0	0.00
	<b>Co-OPERATIVE BANKS TOTAL</b>	<b>2974</b>	<b>11499.51</b>	<b>289</b>	<b>1845.89</b>	<b>1036.46</b>	<b>235</b>	<b>1669.52</b>
43	APGVB	0	0.00	0	0.00	0.00	0	0.00
44	Telangana Grameena Bank	0	0.00	0	0.00	0.00	0	0.00
	<b>REGIONAL RURAL BANKS TOTAL</b>	<b>0</b>	<b>0.00</b>	<b>0</b>	<b>0.00</b>	<b>0.00</b>	<b>0</b>	<b>0.00</b>
45	APSFC	0	0.00	0	0.00	0.00	0	0.00
	<b>OTHERS TOTAL</b>	<b>0</b>	<b>0.00</b>	<b>0</b>	<b>0.00</b>	<b>0.00</b>	<b>0</b>	<b>0.00</b>
	<b>GRAND TOTAL</b>	<b>16629</b>	<b>174231.45</b>	<b>391</b>	<b>20626.85</b>	<b>10091.42</b>	<b>248</b>	<b>6470.96</b>

## Total Agriculture Advances - Bankwise outstanding, overdues and NPAs as on 30.09.19

(Rs. In lac)

Sl.No	Name of the Bank	Outstanding		Overdues			NPAs	
		No. of a/c	Amount	No. of a/c	Total Balance in overdue accounts	Actual overdue amount	No. of a/c	Amount
1	Allahabad Bank	9017	9351.00	402	669.00	58.00	1963	2286.00
2	Andhra Bank	751162	956127.14	439841	528553.35	281885.55	33154	52544.51
3	Bank Of Baroda	125615	174518.82	8219	9335.38	9320.53	5302	8578.69
4	Bank of India	24463	43371.84	3203	6643.40	2360.77	2610	4191.61
5	Bank of Maharashtra	16256	60115.99	13487	3059.00	3044.71	766	1936.28
6	Canara Bank	225274	347204.39	46819	66071.13	46926.61	6541	28964.57
7	Central Bank of India	73772	79577.01	16840	15007.73	3071.30	5217	9724.92
8	Corporation Bank	44570	66150.20	13738	13032.08	13032.08	5876	7132.34
9	Indian Bank	121410	154589.43	44736	41467.00	41321.00	3501	4224.58
10	Indian Overseas Bank	140457	206439.32	11190	15346.13	1372.60	5660	12441.84
11	Oriental Bank of Commerce	1025	9098.98	87	6290.84	112.32	55	4503.92
12	Punjab National Bank	38360	44512.40	13816	22603.47	22603.47	7237	8407.38
13	Punjab & Sind Bank	10	71.14	0	0.00	0.00	0	0.00
14	Syndicate Bank	177323	245922.38	23194	21298.98	14672.68	22019	17151.63
15	UCO Bank	17229	27586.00	3166	4223.00	2014.00	1802	2481.00
16	Union Bank Of India	112181	144737.75	14765	9588.10	7288.20	13023	7828.00
17	United Bank of India	129	1287.53	0	0.00	0.00	36	14.88
18	State Bank of India	1603756	1654267.00	152369	209397.00	85146.00	252003	163214.00
	<b>PUBLIC SECTOR BANKS TOTAL</b>	<b>3482009</b>	<b>4224928.31</b>	<b>805872</b>	<b>972585.58</b>	<b>534229.81</b>	<b>366765</b>	<b>335626.14</b>
19	Axis Bank	18844	99113.82	3224	31650.14	9651.40	232	1431.66
20	Bhandhan Bank	723	80.00	0	0.00	0.00	0	0.00
21	CSB Bank	83	169.32	0	0.00	0.00	0	0.00
22	City Union Bank	9962	17829.46	1883	3707.78	2244.84	7	30.82
23	DCB Bank	4928	11445.44	1079	3610.87	704.26	137	1525.53
24	Dhanalaxmi Bank	966	3215.45	20	126.04	126.04	2	371.39
25	Equitas Bank	97	100.00	0	0.00	0.00	0	0.00
26	Federal Bank	5598	17763.47	4025	6970.08	6970.08	3	22.09
27	HDFC Bank	50445	281226.68	5383	46479.12	11638.68	1295	7211.90
28	ICICI Bank	105178	222570.33	0	0.00	0.00	2501	6222.00
29	IDBI Bank	15299	28111.68	0	0.00	0.00	1078	1769.11
30	Indusind Bank	35189	44394.24	0	0.00	0.00	1787	1436.49
31	Jammu & Kashmir Bank	1	137.88	0	0.00	0.00	0	0.00
32	Karnataka Bank	1681	12469.75	53	1252.08	1252.08	53	1252.08
33	Karur Vysya Bank	20907	43515.00	30	659.00	659.00	22	114.00
34	KBSLAB	4814	2108.74	623	269.41	199.29	254	44.54
35	Laxmi Vilas Bank	6833	11051.99	4886	5623.46	226.05	8	6.55
36	RBL Bank	206	5982.00	36	548.00	548.00	4	3.16
37	South Indian Bank	28397	35706.00	1613	1579.00	1579.00	16	14.00
38	Kotak Mahindra Bank	11247	103425.26	0	0.00	0.00	1910	668.04
39	Yes Bank	1148	54153.00	0	0.00	0.00	1	11.00
40	Tamilnadu Mer. Bank	2787	5630.72	2	26.83	26.83	2	24.61
	<b>PRIVATE SECTOR BANKS TOTAL</b>	<b>325333</b>	<b>1000200.22</b>	<b>22857</b>	<b>102501.81</b>	<b>35825.56</b>	<b>9312</b>	<b>22158.96</b>
	<b>COMMERCIAL BANKS TOTAL</b>	<b>3807342</b>	<b>5225128.53</b>	<b>828729</b>	<b>1075087.40</b>	<b>570055.37</b>	<b>376077</b>	<b>357785.10</b>
41	TS Co-op Apex Bank	1016187	579877.01	31344	40324.32	23820.24	22544	18378.06
42	A P Mahesh Co-op Bank	13	48.59	0	0.00	0.00	0	0.00
	<b>Co-OPERATIVE BANKS TOTAL</b>	<b>1016200</b>	<b>579925.60</b>	<b>31344</b>	<b>40324.32</b>	<b>23820.24</b>	<b>22544</b>	<b>18378.06</b>
43	APGVB	835625	843921.53	225815	134185.72	22897.86	19403	13503.61
44	Telangana Grameena Bank	528615	559961.84	103432	99628.87	83300.15	33435	15739.63
	<b>REGIONAL RURAL BANKS TOTAL</b>	<b>1364240</b>	<b>1403883.37</b>	<b>329247</b>	<b>233814.59</b>	<b>106198.01</b>	<b>52838</b>	<b>29243.24</b>
45	APSFC	0	0.00	0	0.00	0.00	0	0.00
	<b>OTHERS TOTAL</b>	<b>0</b>	<b>0.00</b>	<b>0</b>	<b>0.00</b>	<b>0.00</b>	<b>0</b>	<b>0.00</b>
	<b>GRAND TOTAL</b>	<b>6187782</b>	<b>7208937.50</b>	<b>1189320</b>	<b>1349226.31</b>	<b>700073.62</b>	<b>451459</b>	<b>405406.40</b>

Micro & Small, Medium Enterprises: Bank wise outstanding, disbursements, overdues & NPAs as on 30.09.19

(Rs. In lac)

Sl.No	Name of the Bank	Outstanding		Disbursements(from 01.04.19 to 30.09.19)		Overdues			NPAs	
		No. of a/c	Amount	No. of a/c	Amount	No. of a/c	Total Balance in overdue accounts	Actual overdue amount	No. of a/c	Amount
1	Allahabad Bank	4296	38197.00	663	8205.00	690	12414.00	872	213	2766.00
2	Andhra Bank	74670	849851.24	14646	620153.78	36916	338718.83	209996	13676	105340.22
3	Bank Of Baroda	13512	163643.20	1537	34154.95	1153	7567.28	7567	3032	9677.26
4	Bank of India	19591	145922.92	3265	25295.56	2817	22770.91	2213	4527	58470.65
5	Bank of Maharashtra	3148	51248.14	733	22500.89	2462	0.00	3375	459	5938.06
6	Canara Bank	28935	292828.00	10613	118068.35	7156	68042.45	3812	3245	39115.25
7	Central Bank of India	8760	63867.41	354	9521.01	280	4466.47	396	1453	4233.92
8	Corporation Bank	14691	68803.47	4193	22861.73	1533	8998.31	8998	1215	7097.73
9	Indian Bank	18306	87965.38	979	6393.06	2310	10925.00	851	1882	3872.20
10	Indian Overseas Bank	15422	117528.18	1489	6218.44	1717	10998.30	1224	3549	23447.20
11	Oriental Bank of Commerce	4698	64326.99	1088	8360.38	443	16667.46	768	279	9432.54
12	Punjab National Bank	8120	75437.13	2938	29151.79	1494	34776.45	34776	200	9730.46
13	Punjab & Sind Bank	209	2962.45	7	91.45	0	0.00	0	5	0.01
14	Syndicate Bank	31829	131605.80	1729	16134.68	895	4158.10	4054	969	4129.08
15	UCO Bank	9340	75074.00	690	2172.00	753	41871.00	14478	639	25994.00
16	Union Bank Of India	16290	167734.56	2169	30387.50	3523	16283.42	1523	6491	6723.92
17	United Bank of India	2224	12534.96	283	3092.93	0	0.00	0	152	35561.34
18	State Bank of India	760797	1120418.00	76909	877124.00	46286	81980.00	35229	53771	200012.00
	<b>PUBLIC SECTOR BANKS TOTAL</b>	<b>1034838</b>	<b>3529949</b>	<b>124284</b>	<b>1839887.50</b>	<b>110429</b>	<b>680637.98</b>	<b>330131.97</b>	<b>95756.125</b>	<b>551541.84</b>
19	Axis Bank	8383	218767.77	2040	37227.06	1013	53687.26	15314	85	1791.33
20	Bhandhan Bank	12715	2819.55	7202	1688.32	0	0.00	0	0	0.00
21	CSB Bank	0	0.00	0	0.00	0	0.00	0	0	0.00
22	City Union Bank	781	53540.13	73	5461.75	47	2562.44	738	33	1940.98
23	DCB Bank	1706	39201.10	240	8045.71	265	6370.01	200	14	124.02
24	Dhanalaxmi Bank	33	1233.99	5	99.23	1	261.16	241	1	15.19
25	Equitas Bank	2530	11622.00	559	4378.00	95	325.00	101	96	325.00
26	Federal Bank	198	15826.11	128	15306.99	57	3358.85	3359	38	1473.12
27	HDFC Bank	67863	509634.41	15566	163303.85	3919	160770.95	3399	1346	6896.06
28	ICICI Bank	23558	444812.38	5329	290998.15	0	0.00	0	451	7346.16
29	IDBI Bank	10715	87034.52	2460	6074.57	0	0.00	0	542	16638.25
30	Indusind Bank	31711	139310.21	9414	115249.29	0	0.00	0	1329	917.00
31	Jammu & Kashmir Bank	192	1176.12	3	24.50	53	232.83	54	53	232.83
32	Karnataka Bank	1116	49170.16	198	17538.43	168	3681.81	3682	168	3681.81
33	Karur Vysya Bank	4273	77765.00	69	779.00	297	6852.00	6852	165	826.00
34	KBSLAB	8048	3407.02	2597	1632.15	417	178.59	70	490	132.41
35	Laxmi Vilas Bank	984	27801.43	216	1675.26	73	1959.16	153	56	1532.13
36	RBL Bank	5032	42628.00	896	14386.00	835	3199.00	3199	283	7.50
37	South Indian Bank	740	49470.00	23	840.00	182	11317.00	11317	26	7664.00
38	Kotak Mahindra Bank	8690	254687.21	4488	48934.10	0	0.00	0	177	1871.93
39	Yes Bank	6699	190777.00	2506	151303.00	0	0.00	0	113	3146.00
40	Tamilnadu Mer. Bank	420	12382.16	319	10802.52	20	2448.81	2449	20	2361.37
	<b>PRIVATE SECTOR BANKS TOTAL</b>	<b>196387</b>	<b>2233066</b>	<b>54331</b>	<b>895747.88</b>	<b>7442</b>	<b>257204.86</b>	<b>51128.17</b>	<b>5486</b>	<b>58923.08</b>
	<b>COMMERCIAL BANKS TOTAL</b>	<b>1231225</b>	<b>5763015</b>	<b>178615</b>	<b>2735635.38</b>	<b>117871</b>	<b>937842.84</b>	<b>381260.13</b>	<b>101242.125</b>	<b>610464.92</b>
41	TS Co-op Apex Bank	8668	6326.61	1106	1596.63	197	197.00	97	116	103.21
42	A P Mahesh Co-op Bank	4956	69200.72	2831	33473.11	854	10684.50	3738	431	3538.72
	<b>Co-OPERATIVE BANKS TOTAL</b>	<b>13624</b>	<b>75527.33</b>	<b>3937</b>	<b>35069.74</b>	<b>1051</b>	<b>10881.50</b>	<b>3835.03</b>	<b>547</b>	<b>3641.93</b>
43	APGVB	71467	93652.97	21643	20737.16	12435	9542.16	1682	8221	3055.07
44	Telangana Grameena Bank	45625	50317.65	4685	6932.51	6003	6759.59	645	13247	5076.01
	<b>REGIONAL RURAL BANKS TOTAL</b>	<b>117092</b>	<b>143970.62</b>	<b>26328</b>	<b>27669.67</b>	<b>18438</b>	<b>16301.75</b>	<b>2327.53</b>	<b>21468</b>	<b>8131.08</b>
45	APSFC	1478	112686.54	31	5645.42	1468	109720.38	9492	659	47720.18
	<b>OTHERS TOTAL</b>	<b>1478</b>	<b>112686.54</b>	<b>31</b>	<b>5645.42</b>	<b>1468</b>	<b>109720.38</b>	<b>9492.01</b>	<b>659</b>	<b>47720.18</b>
	<b>GRAND TOTAL</b>	<b>1363419</b>	<b>6095199.61</b>	<b>208911</b>	<b>2804020.21</b>	<b>138828</b>	<b>1074746.47</b>	<b>396914.70</b>	<b>123916.125</b>	<b>669958.11</b>

## Others' under Priority Sector Advances - Bank wise outstanding, overdues &amp; NPAs as on 30.09.19

(Rs. In lac)

Sl.No	Name of the Bank	Outstanding		Overdues		NPAs		
		No. of a/c	Amount	No. of a/c	Total Balance in overdue accounts	Actual overdue amount	No. of a/c	Amount
1	Allahabad Bank	3840	36888.00	602	7157.00	168.00	46	366.00
2	Andhra Bank	35440	267357.05	15975	97732.62	11043.23	5969	7610.04
3	Bank Of Baroda	24120	656286.73	509	3882.27	3882.27	2971	35565.04
4	Bank of India	6836	67838.35	1024	10025.00	1011.70	635	596.22
5	Bank of Maharashtra	4838	21694.22	1515	94.00	1484.95	154	736.48
6	Canara Bank	8203	68172.61	1086	12939.07	419.65	1063	7271.22
7	Central Bank of India	5546	36258.02	608	9890.36	567.35	1180	1700.57
8	Corporation Bank	7828	43246.32	423	2698.90	2698.90	288	1847.70
9	Indian Bank	12182	82155.59	0	0.00	0.00	297	627.61
10	Indian Overseas Bank	6224	77002.24	811	5182.20	318.71	669	5580.64
11	Oriental Bank of Commerce	3124	24853.07	196	528.39	26.00	107	315.04
12	Punjab National Bank	4216	34926.33	1076	26652.39	26652.39	220	677.43
13	Punjab & Sind Bank	677	5835.75	4	1.02	0.00	11	103.35
14	Syndicate Bank	18159	70195.35	7765	39657.83	37640.05	7042	36226.43
15	UCO Bank	3378	25608.00	0	0.00	0.00	0	0.00
16	Union Bank Of India	17408	77262.16	300	3006.86	2222.58	24979	707.92
17	United Bank of India	1470	21978.17	0	0.00	0.00	21	206.96
18	State Bank of India	107673	976748.00	36962	121442.00	39353.00	3492	13316.00
	<b>PUBLIC SECTOR BANKS TOTAL</b>	<b>271162</b>	<b>2594305.96</b>	<b>68856</b>	<b>340889.91</b>	<b>127488.78</b>	<b>49144</b>	<b>113454.64</b>
19	Axis Bank	9943	60848.65	593	1235.09	74.44	607	1897.08
20	Bhandhan Bank	10	27528	0	0.00	0.00	0	0.00
21	CSB Bank	11	205.60	0	0.00	0.00	0	0.00
22	City Union Bank	362	3146.52	79	694.42	26.18	7	46.29
23	DCB Bank	932	12481.88	63	502.47	13.17	3	7.93
24	Dhanalaxmi Bank	345	2891.94	20	340.80	6.43	5	47.54
25	Equitas Bank	42	594.00	0	0.00	0.00	0	0.00
26	Federal Bank	1165	10882.00	312	2155.52	2192.84	39	276.92
27	HDFC Bank	22978	214284.21	299	435.82	269.92	69	90.97
28	ICICI Bank	14319	163903.55	0	0.00	0.00	102	765.14
29	IDBI Bank	10017	108032.88	0	0.00	0.00	135	1012.28
30	Indusind Bank	0	0.00	0	0.00	0.00	10	82.27
31	Jammu & Kashmir Bank	102	1192.00	2	21.43	21.43	2	21.43
32	Karnataka Bank	1945	26732.59	42	102.35	102.38	42	102.38
33	Karur Vysya Bank	1133	10926.00	14	54.00	54.00	4	46.00
34	KBSLAB	116	184.73	5	1.95	0.20	2	0.23
35	Laxmi Vilas Bank	205	2716.99	11	390.51	8.58	34	70.06
36	RBL Bank	33	237.00	8	20.00	20.00	4	0.20
37	South Indian Bank	645	7336.00	135	1775.81	1775.81	17	328.00
38	Kotak Mahindra Bank	769	2209.81	0	0.00	0.00	194	225.02
39	Yes Bank	1502	11931.00	0	0.00	0.00	8	10.00
40	Tamilnadu Mer. Bank	130	1318.20	0	0.00	0.00	0	0.00
	<b>PRIVATE SECTOR BANKS TOTAL</b>	<b>66704</b>	<b>669583.79</b>	<b>1583</b>	<b>7730.17</b>	<b>4565.37</b>	<b>1284</b>	<b>5029.74</b>
	<b>COMMERCIAL BANKS TOTAL</b>	<b>337866</b>	<b>3263889.75</b>	<b>70439</b>	<b>348620.07</b>	<b>132054.16</b>	<b>50428</b>	<b>118484.38</b>
41	TS Co-op Apex Bank	88982	102713.47	2163	1565.13	755.68	2388	2499.01
42	A P Mahesh Co-op Bank	4635	16631.99	0	0.00	0.00	136	523.29
	<b>Co-OPERATIVE BANKS TOTAL</b>	<b>93617</b>	<b>119345.46</b>	<b>2163</b>	<b>1565.13</b>	<b>755.68</b>	<b>2524</b>	<b>3022.30</b>
43	APGVB	24759	183353.01	2827	12430.29	1442.78	1298	2870.01
44	Telangana Grameena Bank	7676	61446.07	774	7518.49	202.68	1483	2366.18
	<b>REGIONAL RURAL BANKS TOTAL</b>	<b>32435</b>	<b>244799.08</b>	<b>3601</b>	<b>19948.78</b>	<b>1645.46</b>	<b>2781</b>	<b>5236.19</b>
45	APSFC	0	0.00	0	0.00	0.00	0	0.00
	<b>OTHERS TOTAL</b>	<b>0</b>	<b>0.00</b>	<b>0</b>	<b>0.00</b>	<b>0.00</b>	<b>0</b>	<b>0.00</b>
	<b>GRAND TOTAL</b>	<b>463918</b>	<b>3628034.29</b>	<b>76203</b>	<b>370133.98</b>	<b>134455.30</b>	<b>55733</b>	<b>126742.87</b>

## Total Priority Sector Advances - Bank wise outstanding, overdues &amp; NPAs as on 30.09.19

(Rs. In lac)

Sl.No	Name of the Bank	Outstanding		Overdues			NPAs	
		No. of a/c	Amount	No. of a/c	Total Balance in overdue accounts	Actual overdue amount	No. of a/c	Amount
1	Allahabad Bank	17153	84436.00	1694	20240.00	1098.00	2222	5418.00
2	Andhra Bank	861272	2073335.43	492732	965004.80	502924.56	52799	165494.77
3	Bank Of Baroda	163247	994448.75	9881	20784.93	20770.08	11305	53820.99
4	Bank of India	50899	257183.01	7044	39439.31	5585.47	7772	63258.48
5	Bank of Maharashtra	24245	133336.35	17464	3153.00	7905.00	1379	8610.82
6	Canara Bank	262412	708205.00	55061	147052.65	51157.88	10849	75351.04
7	Central Bank of India	88078	179702.43	17728	29364.56	4034.41	7850	15659.41
8	Corporation Bank	67089	178199.99	15694	24729.29	24729.29	7379	16077.77
9	Indian Bank	151898	324710.40	47046	52392.00	42172.00	5680	8724.39
10	Indian Overseas Bank	162103	400969.74	13718	31526.63	2915.74	9878	41469.68
11	Oriental Bank of Commerce	8847	98279.04	726	23486.69	905.84	441	14251.50
12	Punjab National Bank	50701	155068.49	16386	84032.31	84032.31	7657	18815.27
13	Punjab & Sind Bank	896	8869.34	4	1.02	0.00	16	103.36
14	Syndicate Bank	227311	447723.53	31854	65114.90	56366.55	30030	57507.13
15	UCO Bank	29947	128268.00	3919	46094.00	16492.00	2441	28475.00
16	Union Bank Of India	145879	389734.47	18588	28878.38	11033.43	44493	15259.84
17	United Bank of India	3823	35800.66	0	0.00	0.00	209	35783.18
18	State Bank of India	2472477	3764539.00	235617	412819.00	159728.00	309266	376542.00
	<b>PUBLIC SECTOR BANKS TOTAL</b>	<b>4788277</b>	<b>10362809.62</b>	<b>985157</b>	<b>1994113.47</b>	<b>991850.56</b>	<b>511666</b>	<b>1000622.63</b>
19	Axis Bank	37170	378730.24	4830	86572.49	25040.03	924	5120.08
20	Bhandhan Bank	13448	30427.80	0	0.00	0.00	0	0.00
21	CSB Bank	94	374.92	0	0.00	0.00	0	0.00
22	City Union Bank	11105	74516.11	2009	6964.64	3009.42	47	2018.09
23	DCB Bank	7566	63128.41	1407	10483.34	917.04	154	1657.47
24	Dhanalaxmi Bank	1344	7341.38	41	728.00	373.63	8	434.12
25	Equitas Bank	2669	12316.00	95	325.00	101.00	96	325.00
26	Federal Bank	6961	44471.58	4394	12484.44	12521.77	80	1772.13
27	HDFC Bank	141286	1005145.30	9601	207685.89	15307.42	2710	14198.93
28	ICICI Bank	143057	831408.16	0	0.00	0.00	3054	14333.30
29	IDBI Bank	36031	223179.08	0	0.00	0.00	1755	19419.64
30	Indusind Bank	66900	183704.45	0	0.00	0.00	3126	2435.76
31	Jammu & Kashmir Bank	295	2506.00	55	254.26	75.43	55	254.26
32	Karnataka Bank	4742	88372.50	263	5036.24	5036.27	263	5036.27
33	Karur Vysya Bank	26313	132206.00	341	7565.00	7565.00	191	986.00
34	KBSLAB	12978	5700.49	1045	449.95	269.96	746	177.17
35	Laxmi Vilas Bank	8022	41570.41	4970	7973.14	387.68	98	1608.73
36	RBL Bank	5271	48847.00	879	3767.00	3767.00	291	10.86
37	South Indian Bank	29782	92512.00	1930	14671.81	14671.81	59	8006.00
38	Kotak Mahindra Bank	20713	360540.50	0	0.00	0.00	2281	2764.98
39	Yes Bank	9349	256861.00	0	0.00	0.00	122	3167.00
40	Tamilnadu Mer. Bank	3337	19331.08	22	2475.64	2475.64	22	2385.98
	<b>PRIVATE SECTOR BANKS TOTAL</b>	<b>588433</b>	<b>3903190.41</b>	<b>31882</b>	<b>367436.84</b>	<b>91519.10</b>	<b>16082</b>	<b>86111.78</b>
	<b>COMMERCIAL BANKS TOTAL</b>	<b>5376710</b>	<b>14266000.04</b>	<b>1017039</b>	<b>2361550.31</b>	<b>1083369.66</b>	<b>527748</b>	<b>1086734.41</b>
41	TS Co-op Apex Bank	1113837	688917.09	33704	42086.45	24672.64	25048	20980.28
42	A P Mahesh Co-op Bank	9604	85881.30	854	10684.50	3738.31	567	4062.01
	<b>Co-OPERATIVE BANKS TOTAL</b>	<b>1123441</b>	<b>774798.39</b>	<b>34558</b>	<b>52770.95</b>	<b>28410.95</b>	<b>25615</b>	<b>25042.29</b>
43	APGVB	931851	1120927.51	241077	156158.17	26023.08	28922	19428.69
44	Telangana Grameena Bank	581916	671725.56	110209	113906.95	84147.92	48165	23181.82
	<b>REGIONAL RURAL BANKS TOTAL</b>	<b>1513767</b>	<b>1792653.07</b>	<b>351286</b>	<b>270065.12</b>	<b>110171.00</b>	<b>77087</b>	<b>42610.51</b>
45	APSFC	1478	112686.54	1468	109720.38	9492.01	659	47720.18
	<b>OTHERS TOTAL</b>	<b>1478</b>	<b>112686.54</b>	<b>1468</b>	<b>109720.38</b>	<b>9492.01</b>	<b>659</b>	<b>47720.18</b>
	<b>GRAND TOTAL</b>	<b>8015396</b>	<b>16946138.04</b>	<b>1404351</b>	<b>2794106.76</b>	<b>1231443.62</b>	<b>631109</b>	<b>1202107.39</b>

## Non-Priority Sector Advances - Bank wise outstanding, overdues &amp; NPAs as on 30.09.19 (Rs. In lac)

Sl.No	Name of the Bank	Outstanding		Overdues			NPAs	
		No. of a/c	Amount	No. of a/c	Total Balance in overdue accounts	Actual overdue amount	No. of a/c	Amount
1	Allahabad Bank	3738	545711.00	331	90938.00	8057.00	90	178124.00
2	Andhra Bank	247622	3891480.36	30224	1250105.99	874817.62	2730	994568.71
3	Bank Of Baroda	13696	1229965.79	959	13716.91	13716.91	1705	404824.70
4	Bank of India	16716	1612905.99	0	0.00	0.00	0	0.00
5	Bank of Maharashtra	3882	216622.27	720	0.00	16272.69	156	59006.44
6	Canara Bank	24017	1693090.00	5969	120432.24	34777.19	1509	753253.16
7	Central Bank of India	27896	719053.55	1623	322202.00	116990.00	3042	357139.00
8	Corporation Bank	11839	748200.01	3097	21810.00	21810.00	2357	219629.00
9	Indian Bank	12967	712453.29	709	656.25	121.80	266	327.60
10	Indian Overseas Bank	37059	991395.28	4805	179660.36	3043.44	4781	221825.51
11	Oriental Bank of Commerce	5958	1043941.38	213	481289.13	2298.40	149	455703.82
12	Punjab National Bank	10897	1200235.87	5471	74384.26	74384.26	490	23338.81
13	Punjab & Sind Bank	783	314067.46	2	0.78	0.00	18	246.74
14	Syndicate Bank	103576	194529.85	2202	235.43	222.53	2003	215.00
15	UCO Bank	5015	343578.00	0	0.00	0.00	0	0.00
16	Union Bank Of India	20005	682957.03	2332	156076.10	151033.26	2313	164477.05
17	United Bank of India	1754	117588.40	0	0.00	0.00	36	16424.00
18	State Bank of India	3597763	7707992.00	165420	1550315.00	196731.00	33013	1450661.00
	<b>PUBLIC SECTOR BANKS TOTAL</b>	<b>4145183</b>	<b>23965767.53</b>	<b>224076</b>	<b>4261822.45</b>	<b>1514276.09</b>	<b>54658</b>	<b>5299764.54</b>
19	Axis Bank	123422	2217620.62	0	0.00	0.00	1171	176885.31
20	Bhandhan Bank	192	1322.96	0	0.00	0.00	0	0.00
21	CSB Bank	2326	12091.33	0	0.00	0.00	0	0.00
22	City Union Bank	2798	117130.95	256	5117.89	1044.36	39	2861.74
23	DCB Bank	6300	94358.06	895	6574.22	225.99	49	785.70
24	Dhanalaxmi Bank	1794	9144.04	36	75.20	63.84	54	370.93
25	Equitas Bank	217	8658.00	11	54.00	27.00	13	84.00
26	Federal Bank	19536	172693.84	8487	16526.38	17522.00	112	3242.80
27	HDFC Bank	1904425	3620979.25	727743	639905.35	77099.02	25161	25603.83
28	ICICI Bank	666744	2368355.14	0	0.00	0.00	27343	178215.91
29	IDBI Bank	8360	398124.42	0	0.00	0.00	449	138934.86
30	Indusind Bank	150968	746153.97	0	0.00	0.00	4158	1096.59
31	Jammu & Kashmir Bank	610	34512.00	73	30427.76	30427.76	73	30427.76
32	Karnataka Bank	4783	146507.12	146	5551.60	5551.60	146	5551.60
33	Karur Vysya Bank	23232	263771.00	0	0.00	0.00	0	0.00
34	KBSLAB	4548	2350.08	152	84.13	54.49	95	12.93
35	Laxmi Vilas Bank	4290	96738.87	425	1104.85	47.95	180	52479.28
36	RBL Bank	5876	159420.00	624	7705.09	7705.09	253	21.00
37	South Indian Bank	42586	202046.00	4712	16360.00	16360.00	102	50052.00
38	Kotak Mahindra Bank	50867	546967.71	0	0.00	0.00	5167	33317.02
39	Yes Bank	40568	886969.00	0	0.00	0.00	213	10672.00
40	Tamilnadu Mer. Bank	1777	41620.98	65	15166.46	15166.46	65	14935.94
	<b>PRIVATE SECTOR BANKS TOTAL</b>	<b>3066219</b>	<b>12147535.35</b>	<b>743625</b>	<b>744652.91</b>	<b>171295.56</b>	<b>64843</b>	<b>725551.19</b>
	<b>COMMERCIAL BANKS TOTAL</b>	<b>7211402</b>	<b>36113302.88</b>	<b>967701</b>	<b>5006475.36</b>	<b>1685571.65</b>	<b>119501</b>	<b>6025315.74</b>
41	TS Co-op Apex Bank	156768	224916.22	5031	8177.40	3446.38	3700	6343.44
42	A P Mahesh Co-op Bank	2815	44929.91	0	0.00	0.00	0	0.00
	<b>Co-OPERATIVE BANKS TOTAL</b>	<b>159583</b>	<b>269846.13</b>	<b>5031</b>	<b>8177.40</b>	<b>3446.38</b>	<b>3700</b>	<b>6343.44</b>
43	APGVB	95594	147289.55	2922	9190.20	1530.63	1976	3110.24
44	Telangana Grameena Bank	90593	99236.13	3617	4857.80	1665.52	1919	2619.06
	<b>REGIONAL RURAL BANKS TOTAL</b>	<b>186187</b>	<b>246525.68</b>	<b>6539</b>	<b>14048.00</b>	<b>3196.15</b>	<b>3895</b>	<b>5729.30</b>
45	APSFC	26	8205.30	24	7848.90	661.11	12	3494.73
	<b>OTHERS TOTAL</b>	<b>26</b>	<b>8205.30</b>	<b>24</b>	<b>7848.90</b>	<b>661.11</b>	<b>12</b>	<b>3494.73</b>
	<b>GRAND TOTAL</b>	<b>7557198</b>	<b>36637879.99</b>	<b>979295</b>	<b>5036549.66</b>	<b>1692875.29</b>	<b>127108</b>	<b>6040883.21</b>

Total Advances - Bank wise outstanding, overdues & NPAs as on 30.09.19

(Rs. In lac)

Sl.No	Name of the Bank	Outstanding		Overdues			NPAs	
		No. of a/c	Amount	No. of a/c	Total Balance in overdue accounts	Actual overdue amount	No. of a/c	Amount
1	Allahabad Bank	20891	630147.00	2025	111178.00	9155.00	2312	183542.00
2	Andhra Bank	1108894	5964815.79	522956	2215110.79	1377742.18	55529	1160063.48
3	Bank Of Baroda	176943	2224414.54	10840	34501.84	34486.99	13010	458645.69
4	Bank of India	67615	1870089.00	7044	39439.31	5585.47	7772	63258.48
5	Bank of Maharashtra	28127	349958.63	18184	3153.00	24177.69	1535	67617.26
6	Canara Bank	286429	2401295.00	61030	267484.89	85935.07	12358	828604.20
7	Central Bank of India	115974	898755.98	19351	351566.56	121024.41	10892	372798.41
8	Corporation Bank	78928	926400.00	18791	46539.29	46539.29	9736	235706.77
9	Indian Bank	164865	1037163.69	47755	53048.25	42293.80	5946	9051.99
10	Indian Overseas Bank	199162	1392365.02	18523	211186.99	5959.18	14659	263295.19
11	Oriental Bank of Commerce	14805	1142220.42	939	504775.82	3204.24	590	469955.32
12	Punjab National Bank	61598	1355304.36	21857	158416.57	158416.57	8147	42154.08
13	Punjab & Sind Bank	1679	322936.80	6	1.80	0.00	34	350.10
14	Syndicate Bank	330887	642253.38	34056	65350.33	56589.08	32033	57722.13
15	UCO Bank	34962	471846.00	3919	46094.00	16492.00	2441	28475.00
16	Union Bank Of India	165884	1072691.50	20920	184954.48	162066.69	46806	179736.89
17	United Bank of India	5577	153389.06	0	0.00	0.00	245	52207.18
18	State Bank of India	6070240	11472531.00	401037	1963134.00	356459.00	342279	1827203.00
	<b>PUBLIC SECTOR BANKS TOTAL</b>	<b>8933460</b>	<b>34328577.16</b>	<b>1209233</b>	<b>6255935.91</b>	<b>2506126.65</b>	<b>566323</b>	<b>6300387.17</b>
19	Axis Bank	160592	2596350.86	4830	86572.49	25040.03	2095	182005.39
20	Bhandhan Bank	13640	31750.76	0	0.00	0.00	0	0.00
21	CSB Bank	2420	12466.25	0	0.00	0.00	0	0.00
22	City Union Bank	13903	191647.06	2265	12082.53	4053.78	86	4879.83
23	DCB Bank	13866	157486.47	2302	17057.56	1143.03	203	2443.17
24	Dhanalaxmi Bank	3138	16485.42	77	803.20	437.47	62	805.05
25	Equitas Bank	2886	20974.00	106	379.00	128.00	109	409.00
26	Federal Bank	26497	217165.42	12881	29010.82	30043.77	192	5014.93
27	HDFC Bank	2045711	4626124.55	737344	847591.24	92406.44	27871	39802.76
28	ICICI Bank	809801	3199763.30	0	0.00	0.00	30397	192549.21
29	IDBI Bank	44391	621303.50	0	0.00	0.00	2204	158354.50
30	Indusind Bank	217868	929858.42	0	0.00	0.00	7284	3532.35
31	Jammu & Kashmir Bank	905	37018.00	128	30682.02	30503.19	128	30682.02
32	Karnataka Bank	9525	234879.62	409	10587.84	10587.87	409	10587.87
33	Karur Vysya Bank	49545	395977.00	341	7565.00	7565.00	191	986.00
34	KBSLAB	17526	8050.57	1197	534.08	324.45	841	190.10
35	Laxmi Vilas Bank	12312	138309.29	5395	9077.99	435.63	278	54088.01
36	RBL Bank	11147	208267.00	1503	11472.09	11472.09	544	31.86
37	South Indian Bank	72368	294558.00	6642	31031.81	31031.81	161	58058.00
38	Kotak Mahindra Bank	71580	907508.21	0	0.00	0.00	7448	36082.00
39	Yes Bank	49917	1143830.00	0	0.00	0.00	335	13839.00
40	Tamilnadu Mer. Bank	5114	60952.06	87	17642.10	17642.10	87	17321.92
	<b>PRIVATE SECTOR BANKS TOTAL</b>	<b>3654652</b>	<b>16050725.76</b>	<b>775507</b>	<b>1112089.76</b>	<b>262814.66</b>	<b>80925</b>	<b>811662.98</b>
	<b>COMMERCIAL BANKS TOTAL</b>	<b>12588112</b>	<b>50379302.92</b>	<b>1984740</b>	<b>7368025.67</b>	<b>2768941.31</b>	<b>647248</b>	<b>7112050.14</b>
41	TS Co-op Apex Bank	1270605	913833.31	38735	50263.85	28119.02	28748	27323.72
42	A P Mahesh Co-op Bank	12419	130811.21	854	10684.50	3738.31	567	4062.01
	<b>Co-OPERATIVE BANKS TOTAL</b>	<b>1283024</b>	<b>1044644.52</b>	<b>39589</b>	<b>60948.35</b>	<b>31857.33</b>	<b>29315</b>	<b>31385.73</b>
43	APGVB	1027445	1268217.06	243999	165348.37	27553.71	30898	22538.93
44	Telangana Grameena Bank	672509	770961.69	113826	118764.75	85813.44	50084	25800.88
	<b>REGIONAL RURAL BANKS TOTAL</b>	<b>1699954</b>	<b>2039178.75</b>	<b>357825</b>	<b>284113.12</b>	<b>113367.15</b>	<b>80982</b>	<b>48339.81</b>
45	APSFC	1504	120891.84	1492	117569.28	10153.12	671	51214.91
	<b>OTHERS TOTAL</b>	<b>1504</b>	<b>120891.84</b>	<b>1492</b>	<b>117569.28</b>	<b>10153.12</b>	<b>671</b>	<b>51214.91</b>
	<b>GRAND TOTAL</b>	<b>15572594</b>	<b>53584018.03</b>	<b>2383646</b>	<b>7830656.42</b>	<b>2924318.91</b>	<b>758216</b>	<b>7242990.60</b>



## Education Loans (Priority)- Bank wise outstanding, overdues &amp; NPAs as on 30.09.19

Sl.No	Name of the Bank	Outstanding		Overdues			NPAs	
		No. of a/c	Amount	No. of a/c	Total Balance in overdue accounts	Actual overdue amount	No. of a/c	Amount
1	Allahabad Bank	367	2186.00	76	556.00	36.00	13	48.00
2	Andhra Bank	4035	18048.36	1752	7446.57	2322.20	583	1016.40
3	Bank Of Baroda	3001	18819.00	96	631.85	631.85	298	443.99
4	Bank of India	1103	6000.65	169	885.00	98.20	87	164.13
5	Bank of Maharashtra	314	1335.97	241	0.00	188.06	9	31.95
6	Canara Bank	3740	20496.00	486	2561.48	117.98	884	6273.83
7	Central Bank of India	1236	3854.90	115	796.45	103.47	145	338.91
8	Corporation Bank	1132	4570.22	241	978.47	978.47	176	789.24
9	Indian Bank	3216	18254.35	0	0.00	0.00	132	265.37
10	Indian Overseas Bank	1216	6992.68	359	1300.40	128.97	171	512.44
11	Oriental Bank of Commerce	1237	6604.80	58	192.61	5.20	42	124.83
12	Punjab National Bank	1395	8801.73	101	847.14	847.14	67	199.37
13	Punjab & Sind Bank	35	295.70	0	0.00	0.00	1	6.42
14	Syndicate Bank	4005	18439.48	2355	8678.48	8176.45	2142	7931.35
15	UCO Bank	748	1998.50	0	0.00	0.00	0	0.00
16	Union Bank Of India	2413	9536.36	63	102.20	196.60	793	55.50
17	United Bank of India	59	320.23	0	0.00	0.00	8	19.30
18	State Bank of India	23520	116410.00	5333	19471.00	7961.00	1096	2646.00
	<b>PUBLIC SECTOR BANKS TOTAL</b>	<b>52772</b>	<b>262964.93</b>	<b>11445</b>	<b>44447.65</b>	<b>21791.59</b>	<b>6648</b>	<b>20867.03</b>
19	Axis Bank	1697	8733.41	138	513.05	15.95	42	130.36
20	Bhandhan Bank	0	0.00	0	0.00	0.00	0	0.00
21	CSB Bank	2	17.35	0	0.00	0.00	0	0.00
22	City Union Bank	31	172.96	10	51.54	8.87	4	21.24
23	DCB Bank	33	83.25	9	17.82	3.14	2	5.89
24	Dhanalaxmi Bank	9	51.77	0	0.00	0.00	0	0.00
25	Equitas Bank	0	0.00	0	0.00	0.00	0	0.00
26	Federal Bank	32	109.62	5	10.78	10.78	2	1.78
27	HDFC Bank	128	322.67	6	18.31	0.34	2	3.56
28	ICICI Bank	451	1749.85	0	0.00	0.00	10	9.31
29	IDBI Bank	1450	9404.69	0	0.00	0.00	13	49.27
30	Indusind Bank	0	0.00	0	0.00	0.00	0	0.00
31	Jammu & Kashmir Bank	15	79.00	0	0.00	0.00	0	0.00
32	Karnataka Bank	65	343.19	1	0.09	0.09	1	0.09
33	Karur Vysya Bank	155	602.00	2	12.00	12.00	1	2.00
34	KBSLAB	0	0.00	0	0.00	0.00	0	0.00
35	Laxmi Vilas Bank	8	81.39	4	59.70	6.00	0	0.00
36	RBL Bank	0	0.00	0	0.00	0.00	0	0.00
37	South Indian Bank	29	104.00	3	9.81	9.81	0	0.00
38	Kotak Mahindra Bank	6	4.82	0	0.00	0.00	6	5.41
39	Yes Bank	0	0.00	0	0.00	0.00	0	0.00
40	Tamilnadu Mer. Bank	11	53.68	0	0.00	0.00	0	0.00
	<b>PRIVATE SECTOR BANKS TOTAL</b>	<b>4122</b>	<b>21913.65</b>	<b>178</b>	<b>693.11</b>	<b>66.99</b>	<b>83</b>	<b>228.90</b>
	<b>COMMERCIAL BANKS TOTAL</b>	<b>56894</b>	<b>284878.57</b>	<b>11623</b>	<b>45140.75</b>	<b>21858.57</b>	<b>6731</b>	<b>21095.93</b>
41	TS Co-op Apex Bank	911	7171	38	46.94	44.13	19	206.15
42	A P Mahesh Co-op Bank	3249	4371.87	0	0.00	0.00	103	209.46
	<b>Co-OPERATIVE BANKS TOTAL</b>	<b>4160</b>	<b>11542.79</b>	<b>38</b>	<b>46.94</b>	<b>44.13</b>	<b>122</b>	<b>415.61</b>
43	APGVB	1250	4587.33	231	503.62	145.79	174	245.12
44	Telangana Grameena Bank	568	1206.62	48	191.27	15.17	210	287.84
	<b>REGIONAL RURAL BANKS TOTAL</b>	<b>1818</b>	<b>5793.95</b>	<b>279</b>	<b>694.89</b>	<b>160.96</b>	<b>384</b>	<b>532.96</b>
45	APSFC	0	0.00	0	0.00	0.00	0	0.00
	<b>OTHERS TOTAL</b>	<b>0</b>	<b>0.00</b>	<b>0</b>	<b>0.00</b>	<b>0.00</b>	<b>0</b>	<b>0.00</b>
	<b>GRAND TOTAL</b>	<b>62872</b>	<b>302215.31</b>	<b>11940</b>	<b>45882.58</b>	<b>22063.66</b>	<b>7237</b>	<b>22044.50</b>

## Housing Loans (Priority) - Bank wise outstanding, overdues &amp; NPAs as on 30.09.19 (Rs. In lac)

Sl.No	Name of the Bank	Outstanding		Overdues			NPAs	
		No. of a/c	Amount	No. of a/c	Total Balance in overdue accounts	Actual overdue amount	No. of a/c	Amount
1	Allahabad Bank	2272	30560.00	437	6287.00	108.00	16	240.00
2	Andhra Bank	31376	247550.54	14209	89444.55	8676.23	5377	6576.97
3	Bank Of Baroda	8216	136824.06	303	2777.42	2777.42	286	1106.52
4	Bank of India	5065	61684.26	785	9125.00	911.50	493	422.59
5	Bank of Maharashtra	1683	18785.83	1242	0.00	1160.19	111	243.51
6	Canara Bank	4150	47012.00	563	10215.48	240.67	112	950.18
7	Central Bank of India	4305	32395.83	493	9093.91	463.88	1035	1361.66
8	Corporation Bank	1478	20661.22	182	1720.43	1720.43	112	1058.46
9	Indian Bank	4408	51091.75	0	0.00	0.00	165	362.24
10	Indian Overseas Bank	5008	70009.56	452	3881.80	189.74	498	5068.20
11	Oriental Bank of Commerce	1873	18245.87	138	335.78	20.80	65	190.21
12	Punjab National Bank	2529	25048.72	969	25782.98	25782.98	106	413.34
13	Punjab & Sind Bank	556	4547.87	4	1.02	0.00	10	96.93
14	Syndicate Bank	8095	48081.53	5409	30979.35	29463.60	4900	28295.08
15	UCO Bank	1927	21931.00	0	0.00	0.00	0	0.00
16	Union Bank Of India	6498	64112.20	188	2690.00	2016.60	23862	486.60
17	United Bank of India	1403	21576.09	0	0.00	0.00	13	187.66
18	State Bank of India	84096	856275.00	31594	100982.00	31204.00	2378	10602.00
	<b>PUBLIC SECTOR BANKS TOTAL</b>	<b>174938</b>	<b>1776393.33</b>	<b>56969</b>	<b>293316.72</b>	<b>104736.04</b>	<b>39538</b>	<b>57662.15</b>
19	Axis Bank	8223	49367.64	455	722.04	58.48	38	239.81
20	Bhandhan Bank	2	16.28	0	0.00	0.00	0	0.00
21	CSB Bank	9	188.25	0	0.00	0.00	0	0.00
22	City Union Bank	330	2973.44	69	642.88	17.31	3	25.05
23	DCB Bank	886	11421.19	54	484.64	10.03	1	2.05
24	Dhanalaxmi Bank	203	2767.86	19	339.47	6.20	5	47.54
25	Equitas Bank	38	457.00	0	0.00	0.00	0	0.00
26	Federal Bank	999	10730.12	211	2110.51	2147.83	37	275.13
27	HDFC Bank	22837	213951.98	291	415.86	268.69	67	87.41
28	ICICI Bank	13853	162134.50	0	0.00	0.00	89	755.54
29	IDBI Bank	8559	98040.79	0	0.00	0.00	122	963.01
30	Indusind Bank	0	0.00	0	0.00	0.00	10	82.27
31	Jammu & Kashmir Bank	75	1102.00	2	21.43	21.43	2	21.43
32	Karnataka Bank	1602	25098.52	40	101.21	101.24	40	101.24
33	Karur Vysya Bank	968	10208.00	12	42.00	42.00	3	44.00
34	KBSLAB	115	184.51	5	1.95	0.20	1	0.03
35	Laxmi Vilas Bank	127	1401.53	0	0.00	0.00	0	0.00
36	RBL Bank	33	237.00	8	20.00	20.00	4	0.20
37	South Indian Bank	615	7070.00	132	1766.00	1766.00	17	328.00
38	Kotak Mahindra Bank	750	1233.90	0	0.00	0.00	187	219.43
39	Yes Bank	1490	10579.00	0	0.00	0.00	8	10.00
40	Tamilnadu Mer. Bank	117	1264.45	0	0.00	0.00	0	0.00
	<b>PRIVATE SECTOR BANKS TOTAL</b>	<b>61831</b>	<b>610427.97</b>	<b>1298</b>	<b>6667.99</b>	<b>4459.41</b>	<b>634</b>	<b>3202.15</b>
	<b>COMMERCIAL BANKS TOTAL</b>	<b>236769</b>	<b>2386821.29</b>	<b>58267</b>	<b>299984.71</b>	<b>109195.45</b>	<b>40172</b>	<b>60864.30</b>
41	TS Co-op Apex Bank	1914	12156.04	5	13.10	13.10	0	0.00
42	A P Mahesh Co-op Bank	1056	8820.05	0	0.00	0.00	30	265.16
	<b>Co-OPERATIVE BANKS TOTAL</b>	<b>2970</b>	<b>20976.09</b>	<b>5</b>	<b>13.10</b>	<b>13.10</b>	<b>30</b>	<b>265.16</b>
43	APGVB	11902	133658.04	926	7421.63	362.18	311	949.22
44	Telangana Grameena Bank	7108	60239.45	726	7327.22	187.51	1273	2078.34
	<b>REGIONAL RURAL BANKS TOTAL</b>	<b>19010</b>	<b>193897.49</b>	<b>1652</b>	<b>14748.85</b>	<b>549.69</b>	<b>1584</b>	<b>3027.56</b>
45	APSFC	0	0.00	0	0.00	0.00	0	0.00
	<b>OTHERS TOTAL</b>	<b>0</b>	<b>0.00</b>	<b>0</b>	<b>0.00</b>	<b>0.00</b>	<b>0</b>	<b>0.00</b>
	<b>GRAND TOTAL</b>	<b>258749</b>	<b>2601694.87</b>	<b>59924</b>	<b>314746.66</b>	<b>109758.24</b>	<b>41786</b>	<b>64157.02</b>

## SOCIAL INFRASTRUCTURE - BANK-WISE PERFORMANCE AS ON 30.09.19

Sl.No	Name of the Bank	Outstanding		Disbursement		Overdue Position			NPAs position	
		No. of a/c	Amount	No. of a/c	Amount	No. of a/c	Total Balance in overdue accounts	Actual overdue amount	No. of a/c	Amount
1	Allahabad Bank	0	0.00	0	0.00	0	0.00	0.00	0	0.00
2	Andhra Bank	6	87.28	1	20.00	1	2.73	0.25	0	0.00
3	Bank Of Baroda	0	0.00	0	0.00	0	0.00	0.00	0	0.00
4	Bank of India	0	0.00	0	0.00	0	0.00	0.00	0	0.00
5	Bank of Maharashtra	1	22.00	0	0.00	0	0.00	0.00	0	0.00
6	Canara Bank	1	36.00	0	0.00	0	0.00	0.00	0	0.00
7	Central Bank of India	0	0.00	0	0.00	0	0.00	0.00	0	0.00
8	Corporation Bank	51	1994.90	10	347.38	0	0.00	0.00	0	0.00
9	Indian Bank	0	0.00	0	0.00	0	0.00	0.00	0	0.00
10	Indian Overseas Bank	0	0.00	0	0.00	0	0.00	0.00	0	0.00
11	Oriental Bank of Commerce	0	0.00	0	0.00	0	0.00	0.00	0	0.00
12	Punjab National Bank	0	0.00	0	0.00	0	0.00	0.00	0	0.00
13	Punjab & Sind Bank	0	0.00	0	0.00	0	0.00	0.00	0	0.00
14	Syndicate Bank	438	30.10	0	0.00	0	0.00	0.00	0	0.00
15	UCO Bank	0	0.00	0	0.00	0	0.00	0.00	0	0.00
16	Union Bank Of India	20	141.50	3	56.00	0	0.00	0.00	0	0.00
17	United Bank of India	0	0.00	0	0.00	0	0.00	0.00	0	0.00
18	State Bank of India	32	501.00	15	364.00	21	218.00	91.00	10	61.00
	<b>PUBLIC SECTOR BANKS TOTAL</b>	<b>549</b>	<b>2812.78</b>	<b>29</b>	<b>787.38</b>	<b>22</b>	<b>220.73</b>	<b>91.25</b>	<b>10</b>	<b>61.00</b>
19	Axis Bank	0	0.00	0	0.00	0	0.00	0.00	0	0.00
20	Bhandhan Bank	0	0.00	0	0.00	0	0.00	0.00	0	0.00
21	CSB Bank	0	0.00	0	0.00	0	0.00	0.00	0	0.00
22	City Union Bank	0	0.00	0	0.00	0	0.00	0.00	0	0.00
23	DCB Bank	12	977.43	5	218.03	0	0.00	0.00	0	0.00
24	Dhanalaxmi Bank	0	0.00	0	0.00	0	0.00	0.00	0	0.00
25	Equitas Bank	0	0.00	0	0.00	0	0.00	0.00	0	0.00
26	Federal Bank	0	0.00	0	0.00	0	0.00	0.00	0	0.00
27	HDFC Bank	0	0.00	0	0.00	0	0.00	0.00	0	0.00
28	ICICI Bank	0	0.00	0	0.00	0	0.00	0.00	0	0.00
29	IDBI Bank	5	31.67	0	0.00	0	0.00	0.00	0	0.00
30	Indusind Bank	0	0.00	0	0.00	0	0.00	0.00	0	0.00
31	Jammu & Kashmir Bank	0	0.00	0	0.00	0	0.00	0.00	0	0.00
32	Karnataka Bank	0	0.00	0	0.00	0	0.00	0.00	0	0.00
33	Karur Vysya Bank	7	96.00	0	0.00	0	0.00	0.00	0	0.00
34	KBSLAB	0	0.00	0	0.00	0	0.00	0.00	0	0.00
35	Laxmi Vilas Bank	0	0.00	0	0.00	0	0.00	0.00	0	0.00
36	RBL Bank	0	0.00	0	0.00	0	0.00	0.00	0	0.00
37	South Indian Bank	0	0.00	0	0.00	0	0.00	0.00	0	0.00
38	Kotak Mahindra Bank	0	0.00	0	0.00	0	0.00	0.00	0	0.00
39	Yes Bank	0	0.00	0	0.00	0	0.00	0.00	0	0.00
40	Tamilnadu Mer. Bank	0	0.00	0	0.00	0	0.00	0.00	0	0.00
	<b>PRIVATE SECTOR BANKS TOTAL</b>	<b>24</b>	<b>1105.10</b>	<b>5</b>	<b>218.03</b>	<b>0</b>	<b>0.00</b>	<b>0.00</b>	<b>0</b>	<b>0.00</b>
	<b>COMMERCIAL BANKS TOTAL</b>	<b>573</b>	<b>3917.88</b>	<b>34</b>	<b>1005.41</b>	<b>22</b>	<b>220.73</b>	<b>91.25</b>	<b>10</b>	<b>61.00</b>
41	TS Co-op Apex Bank	0	0.00	0	0.00	0	0.00	0.00	0	0.00
42	A P Mahesh Co-op Bank	0	0.00	0	0.00	0	0.00	0.00	0	0.00
	<b>Co-OPERATIVE BANKS TOTAL</b>	<b>0</b>	<b>0.00</b>	<b>0</b>	<b>0.00</b>	<b>0</b>	<b>0.00</b>	<b>0.00</b>	<b>0</b>	<b>0.00</b>
43	APGVB	0	0.00	0	0.00	0	0.00	0.00	0	0.00
44	Telangana Grameena Bank	0	0.00	0	0.00	0	0.00	0.00	0	0.00
	<b>REGIONAL RURAL BANKS TOTAL</b>	<b>0</b>	<b>0.00</b>	<b>0</b>	<b>0.00</b>	<b>0</b>	<b>0.00</b>	<b>0.00</b>	<b>0</b>	<b>0.00</b>
45	APSFC	0	0.00	0	0.00	0	0.00	0.00	0	0.00
	<b>OTHERS TOTAL</b>	<b>0</b>	<b>0.00</b>	<b>0</b>	<b>0.00</b>	<b>0</b>	<b>0.00</b>	<b>0.00</b>	<b>0</b>	<b>0.00</b>
	<b>GRAND TOTAL</b>	<b>573</b>	<b>3917.88</b>	<b>34</b>	<b>1005.41</b>	<b>22</b>	<b>220.73</b>	<b>91.25</b>	<b>10</b>	<b>61.00</b>

## Bank wise Weaver Credit Cards, overdues &amp; NPAs as on 30.09.19

(Rs. In lac)

Sl.No	Name of the Bank	Outstanding		Overdues			NPAs	
		No. of a/c	Amount	No. of a/c	Total Balance in overdue accounts	Actual overdue amount	No. of a/c	Amount
1	Allahabad Bank	0	0.00	0	0.00	0.00	0	0.00
2	Andhra Bank	83	24.05	31	12.52	4.80	25	5.38
3	Bank Of Baroda	0	0.00	0	0.00	0.00	0	0.00
4	Bank of India	0	0.00	0	0.00	0.00	0	0.00
5	Bank of Maharashtra	0	0.00	0	0.00	0.00	0	0.00
6	Canara Bank	925	478.59	174	140.12	1.28	115	27.14
7	Central Bank of India	0	0.00	0	0.00	0.00	0	0.00
8	Corporation Bank	0	0.00	0	0.00	0.00	0	0.00
9	Indian Bank	56	38.65	0	0.00	0.00	0	0.00
10	Indian Overseas Bank	0	0.00	0	0.00	0.00	0	0.00
11	Oriental Bank of Commerce	0	0.00	0	0.00	0.00	0	0.00
12	Punjab National Bank	0	0.00	0	0.00	0.00	0	0.00
13	Punjab & Sind Bank	0	0.00	0	0.00	0.00	0	0.00
14	Syndicate Bank	4986	6426.35	0	0.00	0.00	0	0.00
15	UCO Bank	0	0.00	0	0.00	0.00	0	0.00
16	Union Bank Of India	212	120.20	22	20.22	9.99	20	6.85
17	United Bank of India	0	0.00	0	0.00	0.00	0	0.00
18	State Bank of India	0	0.00	0	0.00	0.00	0	0.00
	<b>PUBLIC SECTOR BANKS TOTAL</b>	<b>6262</b>	<b>7087.84</b>	<b>227</b>	<b>172.86</b>	<b>16.07</b>	<b>160</b>	<b>39.37</b>
19	Axis Bank	0	0.00	0	0.00	0.00	0	0.00
20	Bhandhan Bank	0	0.00	0	0.00	0.00	0	0.00
21	CSB Bank	0	0.00	0	0.00	0.00	0	0.00
22	City Union Bank	0	0.00	0	0.00	0.00	0	0.00
23	DCB Bank	0	0.00	0	0.00	0.00	0	0.00
24	Dhanalaxmi Bank	0	0.00	0	0.00	0.00	0	0.00
25	Equitas Bank	0	0.00	0	0.00	0.00	0	0.00
26	Federal Bank	0	0.00	0	0.00	0.00	0	0.00
27	HDFC Bank	0	0.00	0	0.00	0.00	0	0.00
28	ICICI Bank	0	0.00	0	0.00	0.00	0	0.00
29	IDBI Bank	0	0.00	0	0.00	0.00	0	0.00
30	Indusind Bank	0	0.00	0	0.00	0.00	0	0.00
31	Jammu & Kashmir Bank	0	0.00	0	0.00	0.00	0	0.00
32	Karnataka Bank	0	0.00	0	0.00	0.00	0	0.00
33	Karur Vysya Bank	0	0.00	0	0.00	0.00	0	0.00
34	KBSLAB	0	0.00	0	0.00	0.00	0	0.00
35	Laxmi Vilas Bank	0	0.00	0	0.00	0.00	0	0.00
36	RBL Bank	0	0.00	0	0.00	0.00	0	0.00
37	South Indian Bank	0	0.00	0	0.00	0.00	0	0.00
38	Kotak Mahindra Bank	0	0.00	0	0.00	0.00	0	0.00
39	Yes Bank	0	0.00	0	0.00	0.00	0	0.00
40	Tamilnadu Mer. Bank	0	0.00	0	0.00	0.00	0	0.00
	<b>PRIVATE SECTOR BANKS TOTAL</b>	<b>0</b>	<b>0.00</b>	<b>0</b>	<b>0.00</b>	<b>0.00</b>	<b>0</b>	<b>0.00</b>
	<b>COMMERCIAL BANKS TOTAL</b>	<b>6262</b>	<b>7087.84</b>	<b>227</b>	<b>172.86</b>	<b>16.07</b>	<b>160</b>	<b>39.37</b>
41	TS Co-op Apex Bank	0	0.00	0	0.00	0.00	0	0.00
42	A P Mahesh Co-op Bank	0	0.00	0	0.00	0.00	0	0.00
	<b>Co-OPERATIVE BANKS TOTAL</b>	<b>0</b>	<b>0.00</b>	<b>0</b>	<b>0.00</b>	<b>0.00</b>	<b>0</b>	<b>0.00</b>
43	APGVB	0	0.00	0	0.00	0.00	0	0.00
44	Telangana Grameena Bank	0	0.00	0	0.00	0.00	0	0.00
	<b>REGIONAL RURAL BANKS TOTAL</b>	<b>0</b>	<b>0.00</b>	<b>0</b>	<b>0.00</b>	<b>0.00</b>	<b>0</b>	<b>0.00</b>
45	APSFC	0	0.00	0	0.00	0.00	0	0.00
	<b>OTHERS TOTAL</b>	<b>0</b>	<b>0.00</b>	<b>0</b>	<b>0.00</b>	<b>0.00</b>	<b>0</b>	<b>0.00</b>
	<b>GRAND TOTAL</b>	<b>6262</b>	<b>7087.84</b>	<b>227</b>	<b>172.86</b>	<b>16.07</b>	<b>160</b>	<b>39.37</b>

## SLBC TELANGANA

CONVENOR :

## BANK WISE / DISTRICT WISE TARGETS OF JOINT LIABILITY GROUPS FOR THE YEAR 2019-20

Sl.No	Name of the Bank	Adilabad	Bhadradi	Hyderabad	Jagtial	Jangaon	Jayashankar	Jogulamba	Kamareddy	Karimnagar	Khammam	Komaram	Mahabubabad	Mahabubnagar	Mancherial	Medak	Medchal	Mulugu	Nagarkurnool
1	Allahabad Bank				0			11	0		0			7	0				
2	Andhra Bank	50	100		85	80	33	86	214	150	175	60	50	130	80	111	150	20	133
3	Bank Of Baroda		50		30			0	0	20	25			21	10	12			40
4	Bank of India				0	40		0	0	0	0		6	7	0		75		
5	Bank of Maharashtra	90			0			0	0		0			7	0				
6	Canara Bank	20	40		30	40	6	32	2		20		12	30	20	12	50	26	13
7	Central Bank of India		30		15	45		11	0		15			15	0	49			13
8	Corporation Bank				7	5		11	3		0		6	22	0	12			
9	Indian Bank		20		37	35		22	0	70	10		22	15	5	37	100		
10	Indian Overseas Bank		30		17	5		0	35	25	45	20	14	30	0	12			14
11	Oriental Bank of Commerce				10			0	0		0			15	0				
12	Punjab National Bank				0	35	6	0	15		0			15	0	233		7	13
13	Punjab & Sind Bank				0			0	0		0			0	0				0
14	Syndicate Bank		30		20		0	11	178	20	15		10	22	0	25		13	
15	UCO Bank				0			0	0		0			15	0	12			13
16	Union Bank Of India				40		14	11	0	40	25			15	0			0	28
17	United Bank of India				0			0	0		0			7	0				
18	State Bank of India	90	175		97	130	35	108	303	175	335	120	112	345	80		200	66	254
	<b>PUBLIC SECTOR BANKS TOTAL</b>	<b>250</b>	<b>475</b>	<b>0</b>	<b>388</b>	<b>415</b>	<b>94</b>	<b>303</b>	<b>750</b>	<b>500</b>	<b>665</b>	<b>200</b>	<b>232</b>	<b>718</b>	<b>195</b>	<b>515</b>	<b>575</b>	<b>132</b>	<b>521</b>
19	Axis Bank		15		6	3	6	11			4		6	7	10				13
20	Bhandhan Bank				0			0						0	0				
21	CSB Bank				0			0						0	0				
22	City Union Bank				0			0		2				5	0				
23	DCB Bank				0		3	0						0	0				
24	Dhanalaxmi Bank				0			0		2				0	0				
25	Federal Bank				0			0						0	0				
26	HDFC Bank		15		47	3	6	22					6	22	10				26
27	ICICI Bank		15		47	6	3	32		6				47	5	98			39
28	IDBI Bank				7	3		0	0	10				7	25	12			
29	Indusind Bank				0			0		5				0	0				
30	Jammu & Kashmir Bank				0			0						0	0				
31	Karnataka Bank				0			0						0	0				
32	Karur Vysya Bank		15		5			0		2				15	0				13
33	KBSLAB				0			22		2				22	0				13
34	Laxmi Vilas Bank				0		6	0					6	16	5				
35	RBL Bank				0			0						0					
36	South Indian Bank				0			0		2				0	0		50		
37	Kotak Mahindra Bank		15		0			11						16	0				
38	Yes Bank				0			0						0	0				
39	Tamilnadu Mer. Bank				0			0						0	0				
	<b>PRIVATE SECTOR BANKS TOTAL</b>	<b>0</b>	<b>75</b>	<b>0</b>	<b>112</b>	<b>15</b>	<b>24</b>	<b>97</b>	<b>0</b>	<b>0</b>	<b>35</b>	<b>0</b>	<b>18</b>	<b>157</b>	<b>55</b>	<b>110</b>	<b>50</b>	<b>0</b>	<b>104</b>
	<b>COMMERCIAL BANKS TOTAL</b>	<b>250</b>	<b>550</b>	<b>0</b>	<b>500</b>	<b>430</b>	<b>118</b>	<b>400</b>	<b>750</b>	<b>500</b>	<b>700</b>	<b>200</b>	<b>250</b>	<b>875</b>	<b>250</b>	<b>625</b>	<b>625</b>	<b>132</b>	<b>625</b>
40	TS Co-op Apex Bank	175	250		325	50	26	75	375	125	325	100	100	25	175	100	50	24	25
41	A P Mahesh Co-op Bank																		
	<b>Co-OPERATIVE BANKS TOTAL</b>	<b>175</b>	<b>250</b>	<b>0</b>	<b>325</b>	<b>50</b>	<b>26</b>	<b>75</b>	<b>375</b>	<b>125</b>	<b>325</b>	<b>100</b>	<b>100</b>	<b>25</b>	<b>175</b>	<b>100</b>	<b>50</b>	<b>24</b>	<b>25</b>
42	APGVB		625			220	171	50						600		400		158	475
43	Telangana Grameena Bank	750			525		121		500	625	750	400	225	50	750	0			
	<b>REGIONAL RURAL BANKS TOTAL</b>	<b>750</b>	<b>625</b>	<b>0</b>	<b>525</b>	<b>220</b>	<b>292</b>	<b>50</b>	<b>500</b>	<b>625</b>	<b>750</b>	<b>400</b>	<b>225</b>	<b>650</b>	<b>750</b>	<b>400</b>	<b>0</b>	<b>158</b>	<b>475</b>
44	APFSC																		
	<b>OTHERS TOTAL</b>	<b>0</b>	<b>0</b>	<b>0</b>	<b>0</b>	<b>0</b>	<b>0</b>	<b>0</b>	<b>0</b>	<b>0</b>	<b>0</b>	<b>0</b>	<b>0</b>	<b>0</b>	<b>0</b>	<b>0</b>	<b>0</b>	<b>0</b>	<b>0</b>
	<b>GRAND TOTAL</b>	<b>1175</b>	<b>1425</b>	<b>0</b>	<b>1350</b>	<b>700</b>	<b>436</b>	<b>525</b>	<b>1625</b>	<b>1250</b>	<b>1775</b>	<b>700</b>	<b>575</b>	<b>1550</b>	<b>1175</b>	<b>1125</b>	<b>675</b>	<b>314</b>	<b>1125</b>

## SLBC TELANGANA

CONVENOR :

## BANK WISE / DISTRICT WISE TARGETS O

ANNEXURE 44

Sl.No	Name of the Bank	Nalgonda	Narayanpet	Nirmal	Nizamabad	Peddapalli	Sricilla-rajanna	RR Dist	Sangareddy	siddipet	Suryapet	Vikarabad	Wanaparthy	Warangal rural	Warangal urban	Yadadri	Total
1	Allahabad Bank	10		10		0	5	7	12				0	15	5		82
2	Andhra Bank	80		50	130	150	125	97	77	192	130	131	125	110	40	70	3214
3	Bank Of Baroda	28			110	3	34	35	26	30	77	32	25		9		617
4	Bank of India	10		10	10	5		19	8	10					7		197
5	Bank of Maharashtra			10		0		7						0			114
6	Canara Bank	60			10	5	10	38	16	30	78	30	0	30		110	770
7	Central Bank of India	35				0		9	14	20		12	0	15		60	358
8	Corporation Bank	22			30	2		9	21	10			0	15		20	195
9	Indian Bank	18			40	50	5	14	4	24	13		0			20	561
10	Indian Overseas Bank	18			20	20	20	14	13	10			50	90	5	10	517
11	Oriental Bank of Commerce	5				0		6	3	10			0	10			59
12	Punjab National Bank	30			20	0	18	12	12	20			0	10	5	10	461
13	Punjab & Sind Bank					0		0					0				0
14	Syndicate Bank	24			140	0		59	51	30	39	12	0	20	4	10	733
15	UCO Bank	10				0		7	8	20			25				110
16	Union Bank Of India	23		20	30	0		3	7	20			0		75		351
17	United Bank of India	5				0		4	4				0				20
18	State Bank of India	307		110	335	250	128	183	370	264	350	338	200	150	100	210	5920
	<b>PUBLIC SECTOR BANKS TOTAL</b>	<b>685</b>	<b>0</b>	<b>200</b>	<b>875</b>	<b>485</b>	<b>345</b>	<b>523</b>	<b>646</b>	<b>690</b>	<b>687</b>	<b>555</b>	<b>425</b>	<b>465</b>	<b>250</b>	<b>520</b>	<b>14279</b>
19	Axis Bank				10	5	5	30	15			7				20	173
20	Bhandhan Bank					0		0									0
21	CSB Bank					0		0									0
22	City Union Bank					0		0									7
23	DCB Bank				5	0		4									12
24	Dhanalaxmi Bank					0		0									2
25	Federal Bank					0		4	3								7
26	HDFC Bank				70	5	18	50	26			43		10		30	409
27	ICICI Bank					5	30	48	13			13		10		10	427
28	IDBI Bank	15				0		10	6	10			0				105
29	Indusind Bank					0		0	7							10	22
30	Jammu & Kashmir Bank					0		0									0
31	Karnataka Bank					0		10									10
32	Karur Vysya Bank					0		10	7							10	77
33	KBSLAB					0		4				5					68
34	Laxmi Vilas Bank					0	2	4	7		13						59
35	RBL Bank					0		0									0
36	South Indian Bank					0		16									68
37	Kotak Mahindra Bank				40	0		12	20			2		10			126
38	Yes Bank					0		0									0
39	Tamilnadu Mer. Bank					0		0									0
	<b>PRIVATE SECTOR BANKS TOTAL</b>	<b>15</b>	<b>0</b>	<b>0</b>	<b>125</b>	<b>15</b>	<b>55</b>	<b>202</b>	<b>104</b>	<b>10</b>	<b>13</b>	<b>70</b>	<b>0</b>	<b>30</b>	<b>0</b>	<b>80</b>	<b>1571</b>
	<b>COMMERCIAL BANKS TOTAL</b>	<b>700</b>	<b>0</b>	<b>200</b>	<b>1000</b>	<b>500</b>	<b>400</b>	<b>725</b>	<b>750</b>	<b>700</b>	<b>700</b>	<b>625</b>	<b>425</b>	<b>495</b>	<b>250</b>	<b>600</b>	<b>15850</b>
40	TS Co-op Apex Bank	100		100	350	150	175	775	75	200	150	600	25	55	50	100	5230
41	A P Mahesh Co-op Bank																0
	<b>Co-OPERATIVE BANKS TOTAL</b>	<b>100</b>	<b>0</b>	<b>100</b>	<b>350</b>	<b>150</b>	<b>175</b>	<b>775</b>	<b>75</b>	<b>200</b>	<b>150</b>	<b>600</b>	<b>25</b>	<b>55</b>	<b>50</b>	<b>100</b>	<b>5230</b>
42	APGVB	625						13	775	570	625		250	125	190	600	6472
43	Telangana Grameena Bank			650	1025	250	325	37		105		50			310		7448
	<b>REGIONAL RURAL BANKS TOTAL</b>	<b>625</b>	<b>0</b>	<b>650</b>	<b>1025</b>	<b>250</b>	<b>325</b>	<b>50</b>	<b>775</b>	<b>675</b>	<b>625</b>	<b>50</b>	<b>250</b>	<b>125</b>	<b>500</b>	<b>600</b>	<b>13920</b>
44	APSC																0
	<b>OTHERS TOTAL</b>	<b>0</b>	<b>0</b>	<b>0</b>	<b>0</b>	<b>0</b>	<b>0</b>	<b>0</b>	<b>0</b>	<b>0</b>	<b>0</b>	<b>0</b>	<b>0</b>	<b>0</b>	<b>0</b>	<b>0</b>	<b>0</b>
	<b>GRAND TOTAL</b>	<b>1425</b>	<b>0</b>	<b>950</b>	<b>2375</b>	<b>900</b>	<b>900</b>	<b>1550</b>	<b>1600</b>	<b>1575</b>	<b>1475</b>	<b>1275</b>	<b>700</b>	<b>675</b>	<b>800</b>	<b>1300</b>	<b>35000</b>

## Bank wise NPAs under MSME sector as on 30.09.19

(Rs. In lac)

Sl.No	Name of the Bank	Priority sector		Non-Priority sector		Total NPAs	
		No. of a/c	Amount	No. of a/c	Amount	No. of a/c	Amount
1	Allahabad Bank	213	2766.00	0	0.00	213	2766.00
2	Andhra Bank	13676	105340.22	0	0.00	13676	105340.22
3	Bank Of Baroda	3032	9677.26	0	0.00	3032	9677.26
4	Bank of India	4527	58470.65	0	0.00	4527	58470.65
5	Bank of Maharashtra	459	5938.06	0	0.00	459	5938.06
6	Canara Bank	3245	39115.25	0	0.00	3245	39115.25
7	Central Bank of India	1453	4233.92	0	0.00	1453	4233.92
8	Corporation Bank	1215	7097.73	0	0.00	1215	7097.73
9	Indian Bank	1882	3872.20	0	0.00	1882	3872.20
10	Indian Overseas Bank	3549	23447.20	0	0.00	3549	23447.20
11	Oriental Bank of Commerce	279	9432.54	0	0.00	279	9432.54
12	Punjab National Bank	200	9730.46	0	0.00	200	9730.46
13	Punjab & Sind Bank	5	0.01	0	0.00	5	0.01
14	Syndicate Bank	969	4129.08	0	0.00	969	4129.08
15	UCO Bank	639	25994.00	0	0.00	639	25994.00
16	Union Bank Of India	6491	6723.92	0	0.00	6491	6723.92
17	United Bank of India	152	35561.34	0	0.00	152	35561.34
18	State Bank of India	53771	200012.00	0	0.00	53771	200012.00
	<b>PUBLIC SECTOR BANKS TOTAL</b>	<b>95756</b>	<b>551541.84</b>	<b>0</b>	<b>0.00</b>	<b>95756</b>	<b>551541.84</b>
19	Axis Bank	85	1791.33	0	0.00	85	1791.33
20	Bhandhan Bank	0	0.00	0	0.00	0	0.00
21	CSB Bank	0	0.00	0	0.00	0	0.00
22	City Union Bank	33	1940.98	0	0.00	33	1940.98
23	DCB Bank	14	124.02	0	0.00	14	124.02
24	Dhanalaxmi Bank	1	15.19	0	0.00	1	15.19
25	Equitas Bank	96	325.00	0	0.00	96	325.00
26	Federal Bank	38	1473.12	0	0.00	38	1473.12
27	HDFC Bank	1346	6896.06	0	0.00	1346	6896.06
28	ICICI Bank	451	7346.16	0	0.00	451	7346.16
29	IDBI Bank	542	16638.25	0	0.00	542	16638.25
30	Indusind Bank	1329	917.00	0	0.00	1329	917.00
31	Jammu & Kashmir Bank	53	232.83	0	0.00	53	232.83
32	Karnataka Bank	168	3681.81	0	0.00	168	3681.81
33	Karur Vysya Bank	165	826.00	0	0.00	165	826.00
34	KBSLAB	490	132.41	0	0.00	490	132.41
35	Laxmi Vilas Bank	56	1532.13	0	0.00	56	1532.13
36	RBL Bank	283	7.50	0	0.00	283	7.50
37	South Indian Bank	26	7664.00	0	0.00	26	7664.00
38	Kotak Mahindra Bank	177	1871.93	0	0.00	177	1871.93
39	Yes Bank	113	3146.00	0	0.00	113	3146.00
40	Tamilnadu Mer. Bank	20	2361.37	0	0.00	20	2361.37
	<b>PRIVATE SECTOR BANKS TOTAL</b>	<b>5486</b>	<b>58923.08</b>	<b>0</b>	<b>0.00</b>	<b>5486</b>	<b>58923.08</b>
	<b>COMMERCIAL BANKS TOTAL</b>	<b>101242</b>	<b>610464.92</b>	<b>0</b>	<b>0.00</b>	<b>101242</b>	<b>610464.92</b>
41	TS Co-op Apex Bank	116	103.21	0	0.00	116	103.21
42	A P Mahesh Co-op Bank	431	3538.72	0	0.00	431	3538.72
	<b>Co-OPERATIVE BANKS TOTAL</b>	<b>547</b>	<b>3641.93</b>	<b>0</b>	<b>0.00</b>	<b>547</b>	<b>3641.93</b>
43	APGVB	8221	3055.07	0	0.00	8221	3055.07
44	Telangana Grameena Bank	13247	5076.01	0	0.00	13247	5076.01
	<b>REGIONAL RURAL BANKS TOTAL</b>	<b>21468</b>	<b>8131.08</b>	<b>0</b>	<b>0.00</b>	<b>21468</b>	<b>8131.08</b>
45	APSFC	659	47720.18	0	0.00	659	47720.18
	<b>OTHERS TOTAL</b>	<b>659</b>	<b>47720.18</b>	<b>0</b>	<b>0.00</b>	<b>659</b>	<b>47720.18</b>
	<b>GRAND TOTAL</b>	<b>123916</b>	<b>669958.11</b>	<b>0</b>	<b>0.00</b>	<b>123916</b>	<b>669958.11</b>

BANK-WISE - LOAN ELIGIBILITY CARD HOLDERS (Tenant Farmers) AS ON 30.09.19

(R. in lacs)

Sl.No	Name of the Bank	Outstanding		Disbursement		Overdue			NPAs	
		No. of a/c	Amount	No. of a/c	Amount	No. of a/c	Total Balance in overdue accounts	Actual overdue amount	No. of a/c	Amount
1	Allahabad Bank	0	0.00	0	0.00	0	0.00	0.00	0	0.00
2	Andhra Bank	643	212.66	46	24.24	556	203.98	177.41	269	76.81
3	Bank Of Baroda	0	0.00	0	0.00	0	0.00	0.00	0	0.00
4	Bank of India	0	0.00	0	0.00	0	0.00	0.00	0	0.00
5	Bank of Maharashtra	16	24.00	0	0.00	0	0.00	0.00	0	0.00
6	Canara Bank	28	14.23	0	0.00	0	0.00	0.00	0	0.00
7	Central Bank of India	0	0.00	0	0.00	0	0.00	0.00	0	0.00
8	Corporation Bank	0	0.00	0	0.00	0	0.00	0.00	0	0.00
9	Indian Bank	348	174.50	0	0.00	0	0.00	0.00	301	154.00
10	Indian Overseas Bank	0	0.00	0	0.00	0	0.00	0.00	0	0.00
11	Oriental Bank of Commerce	0	0.00	0	0.00	0	0.00	0.00	0	0.00
12	Punjab National Bank	0	0.00	0	0.00	0	0.00	0.00	0	0.00
13	Punjab & Sind Bank	0	0.00	0	0.00	0	0.00	0.00	0	0.00
14	Syndicate Bank	15147	6491.93	254	136.53	2499	1213.68	1153.48	2273	1104.03
15	UCO Bank	0	0.00	0	0.00	0	0.00	0.00	0	0.00
16	Union Bank Of India	0	0	0	0	0	0.00	0.00	0	0.00
17	United Bank of India	0	0.00	0	0.00	0	0.00	0.00	0	0.00
18	State Bank of India	9740	9545.00	1200	603.00	2880	444.00	154.00	1233	1502.00
	<b>PUBLIC SECTOR BANKS TOTAL</b>	<b>25922</b>	<b>16462.32</b>	<b>1500</b>	<b>763.77</b>	<b>5935</b>	<b>1861.66</b>	<b>1484.89</b>	<b>4076</b>	<b>2836.84</b>
19	Axis Bank	0	0.00	0	0.00	0	0.00	0.00	0	0.00
20	Bhandhan Bank	0	0.00	0	0.00	0	0.00	0.00	0	0.00
21	CSB Bank	0	0.00	0	0.00	0	0.00	0.00	0	0.00
22	City Union Bank	0	0.00	0	0.00	0	0.00	0.00	0	0.00
23	DCB Bank	0	0.00	0	0.00	0	0.00	0.00	0	0.00
24	Dhanalaxmi Bank	0	0.00	0	0.00	0	0.00	0.00	0	0.00
25	Equitas Bank	0	0.00	0	0.00	0	0.00	0.00	0	0.00
26	Federal Bank	0	0.00	0	0.00	0	0.00	0.00	0	0.00
27	HDFC Bank	0	0.00	0	0.00	0	0.00	0.00	0	0.00
28	ICICI Bank	0	0.00	0	0.00	0	0.00	0.00	0	0.00
29	IDBI Bank	0	0.00	0	0.00	0	0.00	0.00	0	0.00
30	Indusind Bank	0	0.00	0	0.00	0	0.00	0.00	0	0.00
31	Jammu & Kashmir Bank	0	0.00	0	0.00	0	0.00	0.00	0	0.00
32	Karnataka Bank	0	0.00	0	0.00	0	0.00	0.00	0	0.00
33	Karur Vysya Bank	0	0.00	0	0.00	0	0.00	0.00	0	0.00
34	KBSLAB	0	0.00	0	0.00	0	0.00	0.00	0	0.00
35	Laxmi Vilas Bank	0	0.00	0	0.00	0	0.00	0.00	0	0.00
36	RBL Bank	0	0.00	0	0.00	0	0.00	0.00	0	0.00
37	South Indian Bank	0	0.00	0	0.00	0	0.00	0.00	0	0.00
38	Kotak Mahindra Bank	0	0.00	0	0.00	0	0.00	0.00	0	0.00
39	Yes Bank	0	0.00	0	0.00	0	0.00	0.00	0	0.00
40	Tamilnadu Mer. Bank	0	0.00	0	0.00	0	0.00	0.00	0	0.00
	<b>PRIVATE SECTOR BANKS TOTAL</b>	<b>0</b>	<b>0.00</b>	<b>0</b>	<b>0.00</b>	<b>0</b>	<b>0.00</b>	<b>0.00</b>	<b>0</b>	<b>0.00</b>
	<b>COMMERCIAL BANKS TOTAL</b>	<b>25922</b>	<b>16462.32</b>	<b>1500</b>	<b>763.77</b>	<b>5935</b>	<b>1861.66</b>	<b>1484.89</b>	<b>4076</b>	<b>2836.84</b>
41	TS Co-op Apex Bank	0	0.00	0	0.00	0	0.00	0.00	0	0.00
42	A P Mahesh Co-op Bank	0	0.00	0	0.00	0	0.00	0.00	0	0.00
	<b>Co-OPERATIVE BANKS TOTAL</b>	<b>0</b>	<b>0.00</b>	<b>0</b>	<b>0.00</b>	<b>0</b>	<b>0.00</b>	<b>0.00</b>	<b>0</b>	<b>0.00</b>
43	APGVB	3016	584.27	26.00	13.85	83	26.37	10.19	45	17.31
44	Telangana Grameena Bank	515	189.49	25	21.39	119	75.18	65.16	343	74.80
	<b>REGIONAL RURAL BANKS TOTAL</b>	<b>3531</b>	<b>773.76</b>	<b>51</b>	<b>35.24</b>	<b>202</b>	<b>101.55</b>	<b>75.35</b>	<b>388</b>	<b>92.11</b>
45	APSFC	0	0.00	0	0.00	0	0.00	0.00	0	0.00
	<b>OTHERS TOTAL</b>	<b>0</b>	<b>0.00</b>	<b>0</b>	<b>0.00</b>	<b>0</b>	<b>0.00</b>	<b>0.00</b>	<b>0</b>	<b>0.00</b>
	<b>GRAND TOTAL</b>	<b>29453</b>	<b>17236.08</b>	<b>1551</b>	<b>799.01</b>	<b>6137</b>	<b>1963.21</b>	<b>1560.24</b>	<b>4464</b>	<b>2928.95</b>



SLBC TELANGANA


CONVENOR : 

BANK WISE / DISTRICT WISE NUMBER OF BRANCHES AS ON 30.09.19

ANNEXURE 44

Sl.No	Name of the Bank	Adilabad	Bhadradi	Hyderabad	Jagtial	Jangaon	Jayashakar	Jogulamba	Kamareddy	Karimnagar	Khammam	Komaram	Mahabub abad	Mahabubna gar	Mancherial	Medak
1	Allahabad Bank	1	0	13	0	0	0	1	0	1	1	0	0	1	0	0
2	Andhra Bank	4	18	116	13	5	6	8	15	26	26	4	10	11	14	9
3	Bank Of Baroda	2	4	66	3	2	0	0	2	5	4	0	0	4	2	1
4	Bank of India	1	0	20	0	0	0	0	0	1	1	0	1	1	0	0
5	Bank of Maharashtra	5	0	5	0	0	0	0	0	1	1	0	0	1	0	0
6	Canara Bank	3	1	42	3	2	1	3	2	3	4	0	2	2	2	1
7	Central Bank of India	1	2	30	1	2	0	1	1	2	3	0	0	2	1	4
8	Corporation Bank	1	0	23	1	1	0	1	2	2	1	0	1	3	0	1
9	Indian Bank	1	1	25	5	2	0	2	1	9	2	0	4	2	1	3
10	Indian Overseas Bank	0	3	28	2	1	0	0	3	3	8	1	2	3	1	1
11	Oriental Bank of Commerce	0	0	21	1	0	0	0	0	1	1	0	0	2	1	0
12	Punjab National Bank	1	1	30	0	2	2	0	1	1	1	0	0	2	1	1
13	Punjab & Sind Bank	0	0	6	0	0	0	0	0	0	0	0	0	0	0	0
14	Syndicate Bank	1	2	39	2	0	0	1	12	3	2	0	1	3	1	2
15	UCO Bank	1	0	13	0	0	0	0	0	1	1	0	0	1	0	1
16	Union Bank Of India	1	0	25	5	0	2	1	1	6	4	0	0	2	1	0
17	United Bank of India	0	0	13	0	0	0	0	0	1	1	0	0	1	0	0
18	State Bank of India	16	40	180	15	10	5	10	23	30	44	12	15	34	22	18
	<b>PUBLIC SECTOR BANKS TOTAL</b>	<b>39</b>	<b>72</b>	<b>695</b>	<b>51</b>	<b>27</b>	<b>16</b>	<b>28</b>	<b>63</b>	<b>96</b>	<b>105</b>	<b>17</b>	<b>36</b>	<b>75</b>	<b>47</b>	<b>42</b>
19	Axis Bank	1	3	51	2	1	1	1	1	4	5	0	1	1	2	1
20	Bhandhan Bank	0	0	8	0	0	0	0	0	0	0	0	0	0	0	1
21	CSB Bank	0	0	3	0	0	0	0	0	0	0	0	0	0	0	0
22	City Union Bank	3	0	11	0	0	0	0	0	2	1	0	0	1	0	0
23	DCB Bank	1	0	4	1	0	1	0	0	3	2	0	0	1	1	0
24	Dhanalaxmi Bank	0	0	3	0	0	0	0	0	1	0	0	0	0	0	0
25	Equitas Bank	0	0	8	0	0	0	0	0	1	1	0	0	1	0	0
26	Federal Bank	0	0	6	0	0	0	0	0	0	0	0	0	0	0	0
27	HDFC Bank	1	3	53	7	1	1	2	2	11	4	0	1	2	3	4
28	ICICI Bank	2	1	55	7	3	1	3	1	9	2	0	1	6	1	9
29	IDBI Bank	1	0	9	1	1	0	0	0	1	2	0	0	1	1	1
30	Indusind Bank	1	1	28	1	1	0	0	0	4	2	0	1	3	1	2
31	Jammu & Kashmir Bank	0	0	3	0	0	0	0	0	0	0	0	0	0	0	0
32	Karnataka Bank	0	0	7	0	0	0	0	0	1	1	0	0	1	0	0
33	Karur Vysya Bank	1	2	13	1	0	0	0	1	1	1	0	0	2	1	1
34	KBSLAB	0	0	0	0	0	0	2	0	0	0	0	0	2	0	0
35	Laxmi Vilas Bank	1	0	12	1	1	1	0	0	2	3	1	0	2	2	0
36	RBL Bank	0	0	8	0	0	0	0	0	0	0	0	0	0	0	0
37	South Indian Bank	0	0	7	0	0	0	0	0	1	0	0	0	0	0	1
38	Kotak Mahindra Bank	0	1	22	0	1	0	1	2	5	3	0	0	2	1	0
39	Yes Bank	0	0	14	0	0	0	0	0	0	0	0	0	0	0	0
40	Tamilnadu Mer. Bank	0	0	6	0	0	0	0	0	0	0	0	0	0	0	0
	<b>PRIVATE SECTOR BANKS TOTAL</b>	<b>12</b>	<b>11</b>	<b>331</b>	<b>21</b>	<b>9</b>	<b>5</b>	<b>9</b>	<b>7</b>	<b>45</b>	<b>28</b>	<b>1</b>	<b>4</b>	<b>25</b>	<b>13</b>	<b>20</b>
	<b>COMMERCIAL BANKS TOTAL</b>	<b>51</b>	<b>83</b>	<b>1026</b>	<b>72</b>	<b>36</b>	<b>21</b>	<b>37</b>	<b>70</b>	<b>141</b>	<b>133</b>	<b>18</b>	<b>40</b>	<b>100</b>	<b>60</b>	<b>62</b>
41	TS Co-op Apex Bank	12	17	45	15	3	3	4	29	20	26	6	7	4	9	12
42	A.P Mahesh Co-op Bank	0	0	24	0	0	0	0	0	1	1	0	0	0	0	0
	<b>Co-OPERATIVE BANKS TOTAL</b>	<b>12</b>	<b>17</b>	<b>69</b>	<b>15</b>	<b>3</b>	<b>3</b>	<b>4</b>	<b>29</b>	<b>21</b>	<b>27</b>	<b>6</b>	<b>7</b>	<b>4</b>	<b>9</b>	<b>12</b>
43	APGVB	0	41	0	0	12	9	11	0	0	53	0	13	25	0	21
44	Telangana Grameena Bank	35	0	14	29	0	5	0	27	34	0	19	0	1	35	0
	<b>REGIONAL RURAL BANKS TOTAL</b>	<b>35</b>	<b>41</b>	<b>14</b>	<b>29</b>	<b>12</b>	<b>14</b>	<b>11</b>	<b>27</b>	<b>34</b>	<b>53</b>	<b>19</b>	<b>13</b>	<b>26</b>	<b>35</b>	<b>21</b>
45	APSFC	1	0	1	0	0	0	0	0	1	1	0	0	1	0	1
	<b>OTHERS TOTAL</b>	<b>1</b>	<b>0</b>	<b>1</b>	<b>0</b>	<b>0</b>	<b>0</b>	<b>0</b>	<b>0</b>	<b>1</b>	<b>1</b>	<b>0</b>	<b>0</b>	<b>1</b>	<b>0</b>	<b>1</b>
	<b>GRAND TOTAL</b>	<b>99</b>	<b>141</b>	<b>1110</b>	<b>116</b>	<b>51</b>	<b>38</b>	<b>52</b>	<b>126</b>	<b>197</b>	<b>214</b>	<b>43</b>	<b>60</b>	<b>131</b>	<b>104</b>	<b>96</b>

SLBC TELANGANA

CONVENOR : 

BANK WISE / DISTRICT WISE NUMBER O

ANNEXURE 44

Sl.No	Name of the Bank	Medchal	Mulugu	Nagarkurnool	Nalgonda	Narayanpet	Nirmal	Nizamabad	Peddpalli	Sricillairajanna	RR Dist	Sangareddy	siddipet	Suryapet	Vikarabad	Wanaparthy	Warangal rural	Warangal urban	Yadadri	Total
1	Allahabad Bank	5	0	0	2	0	1	1	0	1	5	3	0	0	0	0	1	3	0	40
2	Andhra Bank	65	3	10	19	3	9	26	15	10	72	18	16	15	11	8	10	18	7	620
3	Bank Of Baroda	24	0	2	5	0	1	12	1	3	31	7	3	7	5	1	0	5	0	202
4	Bank of India	14	0	0	2	0	1	2	1	0	13	2	1	2	0	0	0	3	0	66
5	Bank of Maharashtra	4	0	0	0	0	1	1	0	0	6	0	0	1	0	0	0	1	0	27
6	Canara Bank	24	3	1	10	2	1	5	1	1	27	5	3	9	5	0	3	8	11	190
7	Central Bank of India	10	0	1	6	0	0	1	0	0	7	4	2	2	1	0	1	4	6	95
8	Corporation Bank	13	0	0	0	4	1	5	1	0	7	5	1	3	0	0	3	2	2	84
9	Indian Bank	17	0	0	3	0	1	7	5	1	13	2	2	3	0	0	0	5	2	119
10	Indian Overseas Bank	13	0	1	3	1	1	4	4	2	10	4	1	2	0	2	5	6	1	116
11	Oriental Bank of Commerce	10	0	0	1	0	0	1	0	0	5	1	1	1	0	0	0	2	0	49
12	Punjab National Bank	6	0	1	5	0	0	3	0	2	8	3	2	1	0	0	3	1	1	79
13	Punjab & Sind Bank	1	0	0	0	0	0	0	0	0	0	0	0	0	0	0	0	1	0	8
14	Syndicate Bank	26	2	0	4	0	1	15	0	0	43	10	2	5	1	0	2	4	1	185
15	UCO Bank	4	0	1	2	1	0	1	0	0	5	2	1	1	0	1	0	1	0	38
16	Union Bank Of India	7	2	4	2	3	0	0	2	2	2	1	0	0	0	5	0	0	0	78
17	United Bank of India	0	0	1	0	1	0	0	0	1	0	0	0	0	0	1	0	0	0	20
18	State Bank of India	106	8	18	42	15	18	66	26	10	127	50	22	37	25	14	13	50	19	1140
	<b>PUBLIC SECTOR BANKS TOTAL</b>	<b>349</b>	<b>18</b>	<b>40</b>	<b>106</b>	<b>30</b>	<b>36</b>	<b>150</b>	<b>56</b>	<b>33</b>	<b>381</b>	<b>117</b>	<b>57</b>	<b>89</b>	<b>48</b>	<b>32</b>	<b>41</b>	<b>114</b>	<b>50</b>	<b>3156</b>
19	Axis Bank	23	0	1	2	0	1	4	2	1	21	4	1	2	3	1	0	4	2	147
20	Bhandhan Bank	3	0	0	0	0	0	0	0	0	5	1	1	0	0	0	0	0	0	19
21	CSB Bank	0	0	0	0	0	0	0	0	0	0	0	0	0	0	0	0	0	0	3
22	City Union Bank	0	0	0	1	0	0	2	0	0	8	0	0	0	0	0	0	2	0	31
23	DCB Bank	3	0	0	0	0	1	1	1	0	3	0	1	1	0	0	0	2	0	27
24	Dhanalaxmi Bank	0	0	0	0	0	0	1	0	0	1	0	0	0	0	0	0	0	0	6
25	Equitas Bank	0	0	0	1	0	0	1	0	0	1	0	0	0	0	0	0	1	0	15
26	Federal Bank	4	0	0	0	0	0	0	0	0	4	1	0	0	0	0	0	1	0	16
27	HDFC Bank	35	0	2	4	1	2	14	4	2	38	4	2	3	2	1	2	5	3	219
28	ICICI Bank	28	3	3	3	4	4	3	43	4	5	3	2	1	2	3	1	2	0	215
29	IDBI Bank	8	0	0	3	0	0	1	0	0	7	2	1	0	0	0	0	2	0	42
30	Indusind Bank	3	0	2	5	0	0	1	1	5	1	2	2	1	1	0	1	1	2	73
31	Jammu & Kashmir Bank	0	0	0	0	0	0	0	0	0	0	0	0	0	0	0	0	0	0	3
32	Karnataka Bank	4	0	0	1	0	0	1	0	0	7	0	0	0	0	0	0	1	0	24
33	Karur Vysya Bank	11	0	1	2	0	1	1	0	0	9	2	1	1	0	1	3	1	1	59
34	KBSLAB	1	0	1	0	1	0	0	0	0	3	0	0	0	2	2	0	0	0	14
35	Laxmi Vilas Bank	8	0	0	2	0	0	1	0	1	4	2	1	2	2	0	0	3	0	52
36	RBL Bank	1	0	0	0	0	0	0	0	0	0	0	0	0	0	0	0	0	0	9
37	South Indian Bank	16	0	0	0	0	0	0	0	0	14	0	0	0	0	0	0	1	0	40
38	Kotak Mahindra Bank	8	1	0	1	0	0	6	0	0	11	6	1	0	1	0	2	2	7	84
39	Yes Bank	1	0	0	0	0	0	0	0	0	2	0	0	1	0	0	0	1	0	19
40	Tamilnadu Mer. Bank	0	0	0	1	0	0	0	0	0	0	0	0	1	0	0	0	0	0	8
	<b>PRIVATE SECTOR BANKS TOTAL</b>	<b>157</b>	<b>4</b>	<b>10</b>	<b>26</b>	<b>6</b>	<b>9</b>	<b>37</b>	<b>51</b>	<b>13</b>	<b>144</b>	<b>27</b>	<b>13</b>	<b>13</b>	<b>13</b>	<b>8</b>	<b>9</b>	<b>29</b>	<b>15</b>	<b>1125</b>
	<b>COMMERCIAL BANKS TOTAL</b>	<b>506</b>	<b>22</b>	<b>50</b>	<b>132</b>	<b>36</b>	<b>45</b>	<b>187</b>	<b>107</b>	<b>46</b>	<b>525</b>	<b>144</b>	<b>70</b>	<b>102</b>	<b>61</b>	<b>40</b>	<b>50</b>	<b>143</b>	<b>65</b>	<b>4281</b>
41	TS Co-op Apex Bank	6	3	5	13	3	9	34	10	11	16	18	14	9	7	3	5	5	8	391
42	A.P Mahesh Co-op Bank	6	0	0	0	0	0	0	0	0	5	0	0	0	0	0	0	1	0	38
	<b>Co-OPERATIVE BANKS TOTAL</b>	<b>12</b>	<b>3</b>	<b>5</b>	<b>13</b>	<b>3</b>	<b>9</b>	<b>34</b>	<b>10</b>	<b>11</b>	<b>21</b>	<b>18</b>	<b>14</b>	<b>9</b>	<b>7</b>	<b>3</b>	<b>5</b>	<b>6</b>	<b>8</b>	<b>429</b>
43	APGVB	0	8	25	56	12	0	0	0	0	16	53	30	32	3	12	13	20	28	493
44	Telangana Grameena Bank	30	0	0	31	50	19	15	41	0	7	0	24	0	5	0	0	0	0	421
	<b>REGIONAL RURAL BANKS TOTAL</b>	<b>30</b>	<b>8</b>	<b>25</b>	<b>87</b>	<b>62</b>	<b>19</b>	<b>15</b>	<b>41</b>	<b>0</b>	<b>23</b>	<b>53</b>	<b>54</b>	<b>32</b>	<b>8</b>	<b>12</b>	<b>13</b>	<b>20</b>	<b>28</b>	<b>914</b>
45	APSFC	0	0	0	1	0	0	1	0	0	2	1	0	0	0	0	0	1	0	12
	<b>OTHERS TOTAL</b>	<b>0</b>	<b>0</b>	<b>0</b>	<b>1</b>	<b>0</b>	<b>0</b>	<b>1</b>	<b>0</b>	<b>0</b>	<b>2</b>	<b>1</b>	<b>0</b>	<b>0</b>	<b>0</b>	<b>0</b>	<b>0</b>	<b>1</b>	<b>0</b>	<b>12</b>
	<b>GRAND TOTAL</b>	<b>548</b>	<b>33</b>	<b>80</b>	<b>233</b>	<b>101</b>	<b>73</b>	<b>237</b>	<b>158</b>	<b>57</b>	<b>571</b>	<b>216</b>	<b>138</b>	<b>143</b>	<b>76</b>	<b>55</b>	<b>68</b>	<b>170</b>	<b>101</b>	<b>5636</b>