

BANK WISE NUMBER OF BRANCHES, DEPOSITIS & ADVANCES AS ON 31/03/19

(Rs.in lac)

Sl.No	Name of the Bank	Rural	Semi-urban	Urban	Metro	Total br	Deposits	Advances	CD ratio %
1	Allahabad Bank	4	4	10	24	42	180007.00	586210.00	325.66%
2	Andhra Bank	182	171	78	216	647	5702799.57	5908109.08	103.60%
3	Bank Of Baroda	8	17	11	42	78	798974.49	1020758.03	127.76%
4	Bank of India	11	15	13	27	66	601072.00	1855595.00	308.71%
5	Bank of Maharashtra	5	0	7	15	27	170686.00	372642.00	218.32%
6	Canara Bank	49	43	21	79	192	1309784.88	2460539.61	187.86%
7	Central Bank of India	19	22	11	43	95	451222.14	853198.97	189.09%
8	Corporation Bank	19	23	14	28	84	434315.00	911784.00	209.94%
9	Dena Bank	4	2	4	16	26	97095.95	166761.99	171.75%
10	IDBI Bank	4	7	9	22	42	628617.45	747402.10	118.90%
11	Indian Bank	28	18	20	54	120	678704.71	1033888.93	152.33%
12	Indian Overseas Bank	28	23	16	49	116	812414.09	1370024.11	168.64%
13	Oriental Bank of Commerce	1	6	7	35	49	535116.62	1061344.63	198.34%
14	Punjab National Bank	12	16	10	35	73	581779.00	1868888.00	321.24%
15	Punjab & Sind Bank	1	0	1	6	8	49988.11	391529.06	783.24%
16	Syndicate Bank	58	24	16	87	185	909654.60	582873.58	64.08%
17	UCO Bank	3	6	7	22	38	125494.00	464408.00	370.06%
18	Union Bank Of India	21	16	9	32	78	592061.95	1064408.67	179.78%
19	United Bank of India	0	1	6	13	20	39358.23	162581.61	413.08%
20	Vijaya Bank	20	19	13	39	91	601372.03	988856.53	164.43%
21	State Bank of India	380	282	147	333	1142	14257097.00	11225251.00	78.73%
	PUBLIC SECTOR BANKS TOTAL	857	715	430	1217	3219	29557614.82	35097054.90	118.74%
22	Axis Bank	4	29	17	85	135	2085770.05	2440011.35	116.98%
23	Bhandhan Bank	0	6	0	13	19	58546.31	32656.73	55.78%
24	Catholic Syrian Bank	0	0	0	3	3	8995.48	12453.20	138.44%
25	City Union Bank	0	7	9	15	31	120504.88	199365.87	165.44%
26	Development Credit Bank	6	7	5	9	27	133345.43	144143.53	108.10%
27	Dhanalaxmi Bank	0	0	2	4	6	18478.00	15405.59	83.37%
28	EQUITAS Bank	0	0	0	6	6	7566.00	12054.00	159.32%
29	Federal Bank	0	0	1	15	16	100521.00	175047.00	174.14%
30	HDFC Bank	26	55	18	110	209	4034001.51	4183274.11	103.70%
31	ICICI Bank	44	32	18	95	189	3034243.05	2934621.73	96.72%
32	Indusind Bank	2	26	9	30	67	463682.97	1598395.51	344.72%
33	Jammu & Kashmir Bank	0	0	3	0	3	6605.00	35907.00	543.63%
34	Karnataka Bank	0	0	6	18	24	117546.18	207017.11	176.12%
35	Karur Vysya Bank	2	20	11	26	59	489605.00	411136.00	83.97%
36	KBSLAB	1	11	1	1	14	8763.29	7459.08	85.12%
37	Laxmi Vilas Bank	6	12	12	22	52	174647.02	141401.65	80.96%
38	Ratnakar Bank	0	0	0	7	7	184388.00	199218.00	108.04%
39	South Indian Bank	19	4	3	14	40	153776.00	293345.00	190.76%
40	Kotak Mahindra Bank	15	12	15	42	84	1039554.28	857383.23	82.48%
41	Yes Bank	0	2	1	16	19	723838.00	1296919.00	179.17%
42	Tamilnadu Mer. Bank	0	0	2	6	8	58734.43	60377.18	102.80%
	PRIVATE SECTOR BANKS TOTAL	125	223	133	537	1018	13023111.88	15257591.87	117.16%
	COMMERCIAL BANKS TOTAL	982	938	563	1754	4237	42580726.70	50354646.77	118.26%
43	TS Co-op Apex Bank	183	92	62	49	386	834487.45	854826.59	102.44%
44	A P Mahesh Co-op Bank	0	0	3	35	38	225878.46	122024.41	54.02%
	Co-OPERATIVE BANKS TOTAL	183	92	65	84	424	1060365.91	976851.00	92.12%
45	APGVB	313	138	37	6	494	1014694.00	1229613.16	121.18%
46	Telangana Grameena Bank	304	66	33	13	416	771433.11	698481.05	90.54%
	REGIONAL RURAL BANKS TOTAL	617	204	70	19	910	1786127.11	1928094.21	107.95%
47	APSFC	0	0	12	0	12	0.00	127815.04	0.00%
	OTHERS TOTAL	0	0	12	0	12	0.00	127815.04	0.00%
	GRAND TOTAL	1782	1234	710	1857	5583	45427219.72	53387407.02	117.52%

DISTRICTS WISE NUMBER OF BRANCHES AS ON 31/03/19

(Rs. In lac)

Sl.No	Name of the District	Rural	Semi-urban	Urban	Metro	Total brs	Deposits	Advances	CD Ratio %
1	Adilabad	43	19	34	0	96	260322.30	355043.27	136.39%
2	Bhadradri	65	79	1	0	145	699633.02	398045.52	56.89%
3	Hyderabad	3	7	15	1017	1042	22628880.08	34837281.13	153.95%
4	Jagtial	67	31	17	1	116	335774.21	287788.24	85.71%
5	Jangaon	33	22	1	0	56	140073.98	214524.90	153.15%
6	Jayashankar	42	16	1	0	59	138927.14	157005.58	113.01%
7	Jogulamba	24	29	0	0	53	118066.85	169106.67	143.23%
8	Kamareddy	78	45	3	0	126	271840.80	341843.47	125.75%
9	Karimnagar	73	37	90	0	200	838509.74	722683.09	86.19%
10	Khammam	89	52	74	0	215	663748.52	900114.02	135.61%
11	Komarambhim	29	10	2	0	41	154955.07	90454.11	58.37%
12	Mahabubabad	22	36	0	0	58	134142.46	201209.19	150.00%
13	Mahabubnagar	62	37	46	0	145	302486.14	503177.78	166.35%
14	Mancherial	42	54	10	0	106	504497.13	320113.35	63.45%
15	Medak	56	40	2	0	98	165927.23	440407.50	265.42%
16	Medchal	61	68	23	387	539	5399486.73	2938058.79	54.41%
17	Nagarkurnool	48	31	0	0	79	173601.67	258346.83	148.82%
18	Nalgonda	101	55	79	0	235	714323.53	1008687.65	141.21%
19	Nirmal	48	35	4	0	87	217515.36	290429.29	133.52%
20	Nizamabad	155	51	69	0	275	684381.87	791857.57	115.70%
21	Peddapalli	42	33	22	0	97	639102.14	297117.38	46.49%
22	Rajanna	34	27	2	0	63	235751.98	157631.05	66.86%
23	Rangareddy	148	74	13	425	660	6424151.81	3934012.97	61.24%
24	Sangareddy	85	99	4	27	215	984864.68	903262.20	91.71%
25	Siddipet	66	56	3	0	125	392166.68	413511.24	105.44%
26	Suryapet	62	56	29	0	147	293439.51	526250.59	179.34%
27	Vikarabad	56	36	2	0	94	196858.84	261536.51	132.85%
28	Wanaparthy	23	28	0	0	51	133731.94	181407.96	135.65%
29	Warangal Rural	46	19	8	0	73	327700.87	288605.43	88.07%
30	Warangal	26	9	156	0	191	1027099.24	935223.82	91.05%
31	Yadadri	53	43	0	0	96	225258.20	262669.93	116.61%
	Total	1782	1234	710	1857	5583	45427219.72	53387407.02	117.52%

BANK-WISE PRIORITY SECTOR ADVANCES (AGRICULTURE, MICRO, SMALL & OTHER PRIORITY SECTOR ADVANCES) AS ON 31/03/19 (Rs. In lac)

Sl.No	Name of the Bank	ADVANCES	Total Agri. Advances		Micro, Small, Medium Enterprises Advances	Others under Priority Sector Advances	Export Credit	Total Priority Sector Advances	
			Amount	% to Total Advances				Amount	% to Total Advances
1	Allahabad Bank	586210.00	15755.28	2.69	33261.08	44006.64	0.00	93023.00	15.87
2	Andhra Bank	5908109.08	1205600.93	20.41	835044.75	283439.86	0.00	2324085.54	39.34
3	Bank Of Baroda	1020758.03	107952.01	10.58	94700.00	30085.76	0.00	232737.77	22.80
4	Bank of India	1855595.00	53475.97	2.88	149770.51	71398.49	340.86	274985.83	14.82
5	Bank of Maharashtra	372642.00	39634.00	10.64	42792.00	24975.00	142.00	107543.00	28.86
6	Canara Bank	2460539.61	314052.82	12.76	250557.55	48044.57	0.00	612654.94	24.90
7	Central Bank of India	853198.97	88810.80	10.41	56771.21	41938.87	0.00	187520.88	21.98
8	Corporation Bank	911784.00	58817.59	6.45	67050.32	74555.79	0.00	200423.70	21.98
9	Dena Bank	166761.99	21156.46	12.69	19007.91	6617.22	0.00	46781.59	28.05
10	IDBI Bank	747402.10	28817.74	3.86	92801.69	100390.02	0.00	222009.45	29.70
11	Indian Bank	1033888.93	231242.82	22.37	15449.72	39668.41	0.00	286360.95	27.70
12	Indian Overseas Bank	1370024.11	211675.39	15.45	129235.82	84337.06	0.00	425248.27	31.04
13	Oriental Bank of Commerce	1061344.63	13371.09	1.26	65788.89	24077.51	0.00	103237.49	9.73
14	Punjab National Bank	1868888.00	59191.00	3.17	84567.00	34199.00	0.00	177957.00	9.52
15	Punjab & Sind Bank	391529.06	131.93	0.03	2901.78	6043.63	0.00	9077.34	2.32
16	Syndicate Bank	582873.58	223187.18	38.29	119438.15	63705.38	0.00	406330.71	69.71
17	UCO Bank	464408.00	24834.00	5.35	73678.00	23952.00	0.00	122464.00	26.37
18	Union Bank Of India	1064408.67	140071.65	13.16	162562.63	75321.83	0.00	377956.11	35.51
19	United Bank of India	162581.61	974.97	0.60	9292.74	19973.18	0.00	30240.89	18.60
20	Vijaya Bank	988856.53	82953.31	8.39	48846.21	40094.07	0.00	171893.59	17.38
21	State Bank of India	11225251.00	1583203.00	14.10	1257154.00	938240.00	12291.00	3790888.00	33.77
	PUBLIC SECTOR BANKS TOTAL	35097054.90	4504909.94	12.84	3610671.96	2075064.29	12773.86	10203420.05	29.07
22	Axis Bank	2440011.35	98042.10	4.02	191714.22	97695.84	0.00	387452.16	15.88
23	Bhandhan Bank	32656.73	62.02	0.19	2312.47	29364.40	0.00	31738.89	97.19
24	Catholic Syrian Bank	12453.20	347.61	2.79	264.01	428.23	0.00	1039.85	8.35
25	City Union Bank	199365.87	19748.51	9.91	55268.49	3219.95	0.00	78236.95	39.24
26	Development Credit Bank	144143.53	10987.23	7.62	38239.54	10636.42	0.00	59863.20	41.53
27	Dhanalaxmi Bank	15405.59	2379.38	15.44	1291.24	2652.86	0.00	6323.48	41.05
28	Equitas Bank	12054.00	122.00	1.01	9444.00	262.00	0.00	9828.00	81.53
29	Federal Bank	175047.00	7946.00	4.54	16547.00	11543.00	0.00	36036.00	20.59
30	HDFC Bank	4183274.11	253300.15	6.06	482426.17	202932.21	0.00	938658.53	22.44
31	ICICI Bank	2934621.73	222091.67	7.57	397602.37	170994.56	0.00	790688.60	26.94
32	Indusind Bank	1598395.51	65777.93	4.12	137452.85	3615.89	0.00	206846.67	12.94
33	Jammu & Kashmir Bank	35907.00	130.39	0.36	1015.68	1011.93	0.00	2158.00	6.01
34	Karnataka Bank	207017.11	13242.65	6.40	45129.73	18619.15	0.00	76991.53	37.19
35	Karur Vysya Bank	411136.00	45623.00	11.10	110579.00	9469.00	0.00	165671.00	40.30
36	KBSLAB	7459.08	2052.41	27.52	3216.99	190.89	0.00	5460.28	73.20
37	Laxmi Vilas Bank	141401.65	7980.68	5.64	33396.64	2121.82	0.00	43499.14	30.76
28	Ratnakar Bank	199218.00	6364.00	3.19	42036.00	266.00	0.00	48666.00	24.43
39	South Indian Bank	293345.00	23926.00	8.16	50703.00	7092.00	0.00	81721.00	27.86
40	Kotak Mahindra Bank	857383.23	83040.20	9.69	192095.70	12962.00	1276.62	289374.52	33.75
41	Yes Bank	1296919.00	58327.00	4.50	157858.00	9683.00	0.00	225868.00	17.42
42	Tamilnadu Mer. Bank	60377.18	4460.50	7.39	11210.83	997.54	0.00	16668.87	27.61
	PRIVATE SECTOR BANKS TOTAL	15257591.87	925951.44	6.07	1979803.94	595758.68	1276.62	3502790.68	22.96
	COMMERCIAL BANKS TOTAL	50354646.77	5430861.38	10.79	5590475.90	2670822.97	14050.48	13706210.73	27.22
43	TS Co-op Apex Bank	854826.59	552309.30	64.61	6487.69	87648.48	0.00	646445.47	75.62
44	A P Mahesh Co-op Bank	122024.41	0.00	0.00	68046.04	11634.08	0.00	79680.12	65.30
	Co-OPERATIVE BANKS TOTAL	976851.00	552309.30	56.54	74533.73	99282.56	0.00	726125.59	74.33
45	APGVB	1229613.16	823999.88	67.01	93099.05	143433.10	0.00	1060532.03	86.25
46	Telangana Grameena Bank	698481.05	501530.47	71.80	56223.43	59407.80	0.00	617161.70	88.36
	REGIONAL RURAL BANKS TOTAL	1928094.21	1325530.35	68.75	149322.48	202840.90	0.00	1677693.73	87.01
47	APSFC	127815.04	0.00	0.00	118071.37	0.00	0.00	118071.37	92.38
	OTHERS TOTAL	127815.04	0.00	0.00	118071.37	0.00	0.00	118071.37	92.38
	GRAND TOTAL	53387407.02	7308701.03	13.69	5932403.48	2972946.43	14050.48	16228101.42	30.40

DISTRICT-WISE PRIORITY SECTOR ADVANCES (AGRICULTURE, MICRO, SMALL & OTHER PRIORITY SECTOR ADVANCES) AS ON 31/03/2019 (Rs. In lac)

Sl.No	Name of the District	TOTAL ADVANCES	Total Direct Agri. Advances		Micro, Small & Medium Enterprises Advances		Others under Priority Sector Advances		Export	Total Priority Sector Advances	
			Amount	% to Total Advances	Amount	% to Total Advances	Amount	% to Total Advances		Amount	% to Total Advances
1	Adilabad	355043.27	119666.12	33.70	63565.09	17.90	28568.80	8.05	0.00	211800.00	59.65
2	Bhadradri	398045.52	188489.88	47.35	50322.64	12.64	30485.99	7.66	0.00	269298.51	67.66
3	Hyderabad	34837281.13	1114390.48	3.20	2828862.57	8.12	1181638.52	3.39	13954.49	5138846.05	14.75
4	Jagtial	287788.24	207065.20	71.95	63215.06	21.97	39493.59	13.72	0.00	309773.85	107.64
5	Jangaon	214524.90	179200.25	83.53	37715.04	17.58	26733.43	12.46	0.00	243648.72	113.58
6	Jayashankar	157005.58	102500.45	65.28	20346.43	12.96	11958.76	7.62	0.00	134805.64	85.86
7	Jogulamba	169106.67	98060.79	57.99	22680.12	13.41	7845.06	4.64	0.00	128585.97	76.04
8	Kamareddy	341843.47	234789.55	68.68	64021.91	18.73	18306.63	5.36	0.00	317118.09	92.77
9	Karimnagar	722683.09	269143.13	37.24	177266.62	24.53	59214.68	8.19	0.00	505624.42	69.96
10	Khammam	900114.02	375690.29	41.74	142176.58	15.80	84270.85	9.36	0.00	602137.71	66.90
11	Komaram Bhim	90454.11	65363.07	72.26	20231.01	22.37	5657.25	6.25	0.00	91251.34	100.88
12	Mahabubabad	201209.19	102873.07	51.13	20618.70	10.25	14648.84	7.28	0.00	138140.61	68.66
13	Mahabubnagar	503177.78	222776.10	44.27	92500.32	18.38	54916.74	10.91	0.00	370193.16	73.57
14	Mancherial	320113.35	137668.85	43.01	63327.50	19.78	40214.86	12.56	0.00	241211.21	75.35
15	Medak	440407.50	142209.54	32.29	57270.00	13.00	19025.96	4.32	0.00	218505.50	49.61
16	Medchal	2938058.79	251901.37	8.57	532841.49	18.14	266240.46	9.06	95.99	1051079.31	35.77
17	Nagarkurnool	258346.83	154620.07	59.85	28051.22	10.86	15603.80	6.04	0.00	198275.09	76.75
18	Nalgonda	1008687.65	450019.86	44.61	167108.46	16.57	98653.34	9.78	0.00	715781.66	70.96
19	Nirmal	290429.29	170201.22	58.60	51892.80	17.87	24228.47	8.34	0.00	246322.49	84.81
20	Nizamabad	791857.57	361358.95	45.63	118406.64	14.95	99815.51	12.61	0.00	579581.10	73.19
21	Peddapalli	297117.38	112205.56	37.76	25598.77	8.62	18787.20	6.32	0.00	156591.53	52.70
22	Rajanna	157631.05	79796.72	50.62	21262.67	13.49	18511.30	11.74	0.00	119570.70	75.85
23	Rangareddy	3934012.97	673174.66	17.11	600384.18	15.26	400066.39	10.17	0.00	1673625.23	42.54
24	Sangareddy	903262.20	265780.68	29.42	120240.48	13.31	126000.38	13.95	0.00	512021.54	56.69
25	Siddipet	413511.24	212948.42	51.50	67073.89	16.22	47711.70	11.54	0.00	327734.02	79.26
26	Suryapet	526250.59	208234.27	39.57	74267.62	14.11	38199.87	7.26	0.00	320701.75	60.94
27	Vikarabad	261536.51	147604.45	56.44	42759.12	16.35	21189.27	8.10	0.00	211552.84	80.89
28	Wanaparthy	181407.96	116300.95	64.11	42111.80	23.21	20310.25	11.20	0.00	178722.99	98.52
29	Warangal Rural	288605.43	122947.73	42.60	33719.86	11.68	13742.37	4.76	0.00	170409.96	59.05
30	Warangal	935223.82	239561.68	25.62	230899.85	24.69	106094.42	11.34	0.00	576555.96	61.65
31	Yadadri	262669.93	182157.69	69.35	51665.04	19.67	34811.76	13.25	0.00	268634.47	102.27
	Total	53387407.02	7308701.04	13.69	5932403.48	11.11	2972946.44	5.57	14050.48	16228101.42	30.40

BANK-WISE AGRICULTURAL ADVANCES (DIRECT & INDIRECT) AS ON 31/03/19

Sl.No	Name of the Bank	ADVANCES	Short Term Crop Productions Loans		Agriculture Term Loans		Other Term Loans : Agriculture Infrastructure		Other Term Loans: Ancillary Activities	
			Amount	% to Total Advances	Amount	% to Total Advances	Amount	% to Total Advances	Amount	% to Total Advances
1	Allahabad Bank	586210.00	7838.28	1.34	7917.00	1.35	0.00	0.00	0.00	0.00
2	Andhra Bank	5908109.08	978477.56	16.56	89701.13	1.52	19034.47	0.32	118387.77	2.00
3	Bank Of Baroda	1020758.03	64748.00	6.34	9093.00	0.89	120.00	0.01	33991.01	3.33
4	Bank of India	1855595.00	13995.68	0.75	12802.56	0.69	982.02	0.05	25695.71	1.38
5	Bank of Maharashtra	372642.00	15994.00	4.29	9332.00	2.50	0.00	0.00	14308.00	3.84
6	Canara Bank	2460539.61	186260.63	7.57	67716.94	2.75	33863.28	1.38	26211.97	1.07
7	Central Bank of India	853198.97	62321.00	7.30	8333.80	0.98	492.00	0.06	17664.00	2.07
8	Corporation Bank	911784.00	29149.83	3.20	8220.34	0.90	8220.34	0.90	13227.08	1.45
9	Dena Bank	166761.99	1730.90	1.04	0.00	0.00	0.00	0.00	19425.56	11.65
10	IDBI Bank	747402.10	20738.81	2.77	3869.55	0.52	67.72	0.01	4141.66	0.55
11	Indian Bank	1033888.93	115325.25	11.15	115917.57	11.21	0.00	0.00	0.00	0.00
12	Indian Overseas Bank	1370024.11	87388.14	6.38	116044.42	8.47	6452.85	0.47	1789.98	0.13
13	Oriental Bank of Commerce	1061344.63	2736.33	0.26	0.00	0.00	100.34	0.01	10534.42	0.99
14	Punjab National Bank	1868888.00	23137.00	1.24	21601.00	1.16	3112.00	0.17	11341.00	0.61
15	Punjab & Sind Bank	391529.06	0.91	0.00	131.02	0.03	0.00	0.00	0.00	0.00
16	Syndicate Bank	582873.58	169226.43	29.03	38685.50	6.64	3467.95	0.59	11807.30	2.03
17	UCO Bank	464408.00	14556.70	3.13	7577.50	1.63	0.00	0.00	2699.80	0.58
18	Union Bank Of India	1064408.67	86029.27	8.08	42436.69	3.99	1313.53	0.12	10292.16	0.97
19	United Bank of India	162581.61	182.27	0.11	792.70	0.49	0.00	0.00	0.00	0.00
20	Vijaya Bank	988856.53	53938.39	5.45	29014.92	2.93	0.00	0.00	0.00	0.00
21	State Bank of India	11225251.00	1412019.00	12.58	142946.00	1.27	647.00	0.01	27591.00	0.25
	PUBLIC SECTOR BANKS TOTAL	35097054.90	3345794.38	9.53	732133.64	49.92	77873.50	0.22	349108.42	0.99
22	Axis Bank	2440011.35	38492.26	1.58	59549.84	2.44	0.00	0.00	0.00	0.00
23	Bhandhan Bank	32656.73	0.00	0.00	62.02	0.19	0.00	0.00	0.00	0.00
24	Catholic Syrian Bank	12453.20	211.32	1.70	136.29	1.09	0.00	0.00	0.00	0.00
25	City Union Bank	199365.87	9671.89	4.85	1443.86	0.72	2714.99	1.36	5917.77	2.97
26	Development Credit Bank	144143.53	6511.09	4.52	2848.31	1.98	0.00	0.00	1627.83	1.13
27	Dhanalaxmi Bank	15405.59	2379.38	15.44	0.00	0.00	0.00	0.00	0.00	0.00
28	Eqitas Bank	12054.00	0.00	0.00	122.00	1.01	0.00	0.00	0.00	0.00
29	Federal Bank	175047.00	6716.00	3.84	880.00	0.50	0.00	0.00	350.00	0.20
30	HDFC Bank	4183274.11	76910.42	1.84	114712.97	2.74	15616.21	0.37	46060.55	1.10
31	ICI CI Bank	2934621.73	101865.27	3.47	86309.50	2.94	9376.58	0.32	24540.32	0.84
32	Indusind Bank	1598395.51	0.00	0.00	65777.93	4.12	0.00	0.00	0.00	0.00
33	Jammu & Kashmir Bank	35907.00	0.00	0.00	0.00	0.00	130.39	0.36	0.00	0.00
34	Karnataka Bank	207017.11	4586.84	2.22	3019.54	1.46	2753.83	1.33	2882.44	1.39
35	Karur Vysya Bank	411136.00	25597.00	6.23	6536.00	1.59	891.00	0.22	12599.00	3.06
36	KBSLAB	7459.08	684.39	9.18	1368.01	18.34	0.00	0.00	0.00	0.00
37	Laxmi Vilas Bank	141401.65	6479.82	4.58	1500.86	1.06	0.00	0.00	0.00	0.00
38	Ratnakar Bank	199218.00	1089.00	0.55	536.00	0.27	0.00	0.00	4739.00	2.38
39	South Indian Bank	293345.00	0.00	0.00	23926.00	8.16	0.00	0.00	0.00	0.00
40	Kotak Mahindra Bank	857383.23	2500.76	0.29	46441.43	5.42	4195.09	0.49	29902.92	3.49
41	Yes Bank	1296919.00	922.00	0.07	2510.00	0.19	12311.00	0.95	42584.00	3.28
42	Tamilnadu Mer. Bank	60377.18	1528.36	2.53	538.22	0.89	0.00	0.00	2393.92	3.96
	PRIVATE SECTOR BANKS TOTAL	15257591.87	286145.82	1.88	418218.78	2.74	47989.09	0.31	173597.75	1.14
	COMMERCIAL BANKS TOTAL	50354646.77	3631940.20	7.21	1150352.42	2.28	125862.59	0.25	522706.17	1.04
43	TS Co-op Apex Bank	854826.59	359063.69	42.00	191605.88	22.41	1444.90	0.17	194.83	0.02
44	A P Mahesh Co-op Bank	122024.41	0.00	0.00	0.00	0.00	0.00	0.00	0.00	0.00
	Co-OPERATIVE BANKS TOTAL	976851.00	359063.69	36.76	191605.88	19.61	1444.90	0.15	194.83	0.02
45	APGV B	1229613.16	542287.81	44.10	281712.07	22.91	0.00	0.00	0.00	0.00
46	Telangana Grameena Bank	698481.05	493186.30	70.61	8344.17	1.19	0.00	0.00	0.00	0.00
	REGIONAL RURAL BANKS TOTAL	1928094.21	1035474.11	53.70	290056.24	15.04	0.00	0.00	0.00	0.00
47	APSFC	127815.04	0.00	0.00	0.00	0.00	0.00	0.00	0.00	0.00
	OTHERS TOTAL	127815.04	0.00	0.00	0.00	0.00	0.00	0.00	0.00	0.00
	GRAND TOTAL	53387407.02	5026478.00	9.42	1632014.54	3.06	127307.49	0.24	522901.00	0.98

BANK-WISE AGRICULTURAL ADVANCES (DIBANK-WISE AGRICULTURAL ADVANCES (DIRECT & INDIRECT) AS ON 31/03/19

(Rs. In lac)

Sl.No	Name of the Bank	Total Agri. Term Loans		Total Direct Agri. Loans		Indirect Agri. Advances		Total Direct Agri & Indirect Agri Loan	
		Amount	% to Total Advances	Amount	% to Total Advances	Amount	% to Total Advances	Amount	% to Total Advances
1	Allahabad Bank	7917.00	1.35	15755.28	2.69	0.00	0.00	15755.28	2.69
2	Andhra Bank	227123.37	3.84	1205600.93	20.41	38126.69	0.65	1243727.62	21.05
3	Bank Of Baroda	43204.01	4.23	107952.01	10.58	0.00	0.00	107952.01	10.58
4	Bank of India	39480.29	2.13	53475.97	2.88	0.00	0.00	53475.97	2.88
5	Bank of Maharashtra	23640.00	6.34	39634.00	10.64	0.00	0.00	39634.00	10.64
6	Canara Bank	127792.19	5.19	314052.82	12.76	761.13	0.03	314813.95	12.79
7	Central Bank of India	26489.80	3.10	88810.80	10.41	0.00	0.00	88810.80	10.41
8	Corporation Bank	29667.76	3.25	58817.59	6.45	0.00	0.00	58817.59	6.45
9	Dena Bank	19425.56	11.65	21156.46	12.69	0.00	0.00	21156.46	12.69
10	IDBI Bank	8078.93	1.08	28817.74	3.86	0.00	0.00	28817.74	3.86
11	Indian Bank	115917.57	11.21	231242.82	22.37	0.00	0.00	231242.82	22.37
12	Indian Overseas Bank	124287.25	9.07	211675.39	15.45	0.00	0.00	211675.39	15.45
13	Oriental Bank of Commerce	10634.76	1.00	13371.09	1.26	7617.68	0.72	20988.77	1.98
14	Punjab National Bank	36054.00	1.93	59191.00	3.17	949807.00	50.82	1008998.00	53.99
15	Punjab & Sind Bank	131.02	0.03	131.93	0.03	0.00	0.00	131.93	0.03
16	Syndicate Bank	53960.75	9.26	223187.18	38.29	20744.49	3.56	243931.67	41.85
17	UCO Bank	10277.30	2.21	24834.00	5.35	0.00	0.00	24834.00	5.35
18	Union Bank Of India	54042.38	5.08	140071.65	13.16	0.00	0.00	140071.65	13.16
19	United Bank of India	792.70	0.49	974.97	0.60	221.10	0.14	1196.07	0.74
20	Vijaya Bank	29014.92	2.93	82953.31	8.39	0.00	0.00	82953.31	8.39
21	State Bank of India	171184.00	1.52	1583203.00	14.10	55058.00	0.49	1638261.00	14.59
	PUBLIC SECTOR BANKS TOTAL	1159115.56	3.30	4504909.94	12.84	1072336.09	3.06	5577246.03	15.89
22	Axis Bank	59549.84	2.44	98042.10	4.02	0.00	0.00	98042.10	4.02
23	Bhandhan Bank	62.02	0.19	62.02	0.19	0.00	0.00	62.02	0.19
24	Catholic Syrian Bank	136.29	1.09	347.61	2.79	0.00	0.00	347.61	2.79
25	City Union Bank	10076.62	5.05	19748.51	9.91	0.00	0.00	19748.51	9.91
26	Development Credit Bank	4476.14	3.11	10987.23	7.62	389.19	0.27	11376.43	7.89
27	Dhanalaxmi Bank	0.00	0.00	2379.38	15.44	0.00	0.00	2379.38	15.44
28	Equitas Bank	122.00	1.01	122.00	1.01	0.00	0.00	122.00	1.01
29	Federal Bank	1230.00	0.70	7946.00	4.54	0.00	0.00	7946.00	4.54
30	HDFC Bank	176389.73	4.22	253300.15	6.06	0.00	0.00	253300.15	6.06
31	ICICI Bank	120226.40	4.10	222091.67	7.57	0.00	0.00	222091.67	7.57
32	Indusind Bank	65777.93	4.12	65777.93	4.12	0.00	0.00	65777.93	4.12
33	Jammu & Kashmir Bank	130.39	0.36	130.39	0.36	0.00	0.00	130.39	0.36
34	Karnataka Bank	8655.81	4.18	13242.65	6.40	0.00	0.00	13242.65	6.40
35	Karur Vysya Bank	20026.00	4.87	45623.00	11.10	18427.00	4.48	64050.00	15.58
36	KBSLAB	1368.01	18.34	2052.41	27.52	0.00	0.00	2052.41	27.52
37	Laxmi Vilas Bank	1500.86	1.06	7980.68	5.64	0.00	0.00	7980.68	5.64
38	Ratnakar Bank	5275.00	2.65	6364.00	3.19	0.00	0.00	6364.00	3.19
39	South Indian Bank	23926.00	8.16	23926.00	8.16	0.00	0.00	23926.00	8.16
40	Kotak Mahindra Bank	80539.44	9.39	83040.20	9.69	0.00	0.00	83040.20	9.69
41	Yes Bank	57405.00	4.43	58327.00	4.50	0.00	0.00	58327.00	4.50
42	Tamilnadu Mer. Bank	2932.14	4.86	4460.50	7.39	0.00	0.00	4460.50	7.39
	PRIVATE SECTOR BANKS TOTAL	639805.62	4.19	925951.44	6.07	18816.19	0.12	944767.63	6.19
	COMMERCIAL BANKS TOTAL	1798921.18	3.57	5430861.38	10.79	1091152.28	2.17	6522013.66	12.95
43	TS Co-op Apex Bank	193245.61	22.61	552309.30	64.61	9686.83	1.13	561996.13	65.74
44	A P Mahesh Co-op Bank	0.00	0.00	0.00	0.00	0.00	0.00	0.00	0.00
	Co-OPERATIVE BANKS TOTAL	193245.61	19.78	552309.30	56.54	9686.83	0.99	561996.13	57.53
45	APGVB	281712.07	22.91	823999.88	67.01	0.00	0.00	823999.88	67.01
46	Telangana Grameena Bank	8344.17	1.19	501530.47	71.80	0.00	0.00	501530.47	71.80
	REGIONAL RURAL BANKS TOTAL	290056.24	15.04	1325530.35	68.75	0.00	0.00	1325530.35	68.75
47	APSFC	0.00	0.00	0.00	0.00	0.00	0.00	0.00	0.00
	OTHERS TOTAL	0.00	0.00	0.00	0.00	0.00	0.00	0.00	0.00
	GRAND TOTAL	2282223.03	4.27	7308701.03	13.69	1100839.11	2.06	8409540.14	15.75

ANNEXURE 6

DISTRICT -WISE AGRICULTURAL ADVANCES (DIRECT & INDIRECT) AS ON 31/03/19

(Rs. In lac)

Sl.No	Name of the District	ADVANCES	Direct Finance to Agriculture		In-Direct Finance to Agriculture		Total Agriculture Advances (Direct +	
			Amount	% to Total Advances	Amount	% to Total Advances	Amount	% to Total Advances
1	Adilabad	355043.27	119666.12	33.70	15895.57	4.48	135561.68	38.18
2	Bhadradi	398045.52	188489.88	47.35	25037.61	6.29	213527.49	53.64
3	Hyderabad	34837281.13	1114390.48	3.20	148027.42	0.42	1262417.90	3.62
4	Jagtial	287788.24	207065.20	71.95	27505.02	9.56	234570.21	81.51
5	Jangaon	214524.90	179200.25	83.53	23803.64	11.10	203003.89	94.63
6	Jayashankar	157005.58	102500.45	65.28	13615.41	8.67	116115.86	73.96
7	Jogulamba	169106.67	98060.79	57.99	13025.67	7.70	111086.47	65.69
8	Kamareddy	341843.47	234789.55	68.68	31187.71	9.12	265977.26	77.81
9	Karimnagar	722683.09	269143.13	37.24	35750.99	4.95	304894.12	42.19
10	Khammam	900114.02	375690.29	41.74	49903.93	5.54	425594.22	47.28
11	Komaram Bhim	90454.11	65363.07	72.26	8682.35	9.60	74045.42	81.86
12	Mahabubabad	201209.19	102873.07	51.13	13664.90	6.79	116537.97	57.92
13	Mahabubnagar	503177.78	222776.10	44.27	29591.94	5.88	252368.04	50.15
14	Mancherial	320113.35	137668.85	43.01	18286.92	5.71	155955.77	48.72
15	Medak	440407.50	142209.54	32.29	18890.07	4.29	161099.61	36.58
	Medchal	2938058.79	251901.37	8.57	33460.72	1.14	285362.09	9.71
17	Nagarkurnool	258346.83	154620.07	59.85	20538.59	7.95	175158.67	67.80
18	Nalgonda	1008687.65	450019.86	44.61	59777.32	5.93	509797.19	50.54
19	Nirmal	290429.29	170201.22	58.60	22608.28	7.78	192809.50	66.39
20	Nizamabad	791857.57	361358.95	45.63	48000.26	6.06	409359.21	51.70
21	Peddapalli	297117.38	112205.56	37.76	14904.56	5.02	127110.12	42.78
22	Rajanna	157631.05	79796.72	50.62	10599.61	6.72	90396.33	57.35
23	Rangareddy	3934012.97	673174.66	17.11	89419.56	2.27	762594.22	19.38
24	Sangareddy	903262.20	265780.68	29.42	35304.35	3.91	301085.03	33.33
25	Siddipet	413511.24	212948.42	51.50	28286.50	6.84	241234.92	58.34
26	Suryapet	526250.59	208234.27	39.57	27660.31	5.26	235894.57	44.83
27	Vikarabad	261536.51	147604.45	56.44	19606.69	7.50	167211.14	63.93
28	Wanaparthi	181407.96	116300.95	64.11	15448.56	8.52	131749.51	72.63
29	Warangal Rural	288605.43	122947.73	42.60	16331.47	5.66	139279.20	48.26
30	Warangal	935223.82	239561.68	25.62	31821.61	3.40	271383.29	29.02
31	Yadadri	262669.93	182157.69	69.35	24196.49	9.21	206354.17	78.56
	Total	53387407.02	7308701.04	13.69	970834.03	193.27	8279535.06	15.51

SLBC TELANGANA

CONVENOR : 

ANNUAL CREDIT PLAN 2018-19 : BANK-WISE ACHIEVEMENT AS ON 31/03/19

ANNEXURE 7

(Rs. In lac)

Sl.No	Name of the Bank	Short Term crop production loans			Agri. Term Loans			Total Farm Credit (Short Term Crop Production + Agri Term Loans)			Agriculture Infrastructure			Ancllary Activities			Total Agriculture Advances		
		Target	Achievement	% to Total Achievement	Target	Achievement	% to Total Achievement	Target	Achievement	% to Total Achievement	Target	Achievement	% to Total Achievement	Target	Achievement	% to Total Achievement	Target	Achievement	% to Total Achievement
1	Allahabad Bank	9294.00	4447.00	47.85	4657.00	888.00	19.07	13951.00	5335.00	38.24	938.00	0.00	0.00	558.00	0.00	0.00	15447.00	5335.00	34.54
2	Andhra Bank	545782.00	712954.33	130.63	149998.00	161945.62	107.97	695780.00	874899.95	125.74	31017.00	5675.86	18.30	30208.00	130792.02	432.97	757005.00	1011367.83	133.60
3	Bank Of Baroda	28054.00	30111.00	107.33	12700.00	1072.00	8.44	40754.00	31183.00	76.52	3401.00	80.00	2.35	1217.00	39225.00	3223.09	45372.00	70488.00	155.36
4	Bank of India	15565.00	8379.21	53.83	6621.00	2006.17	30.30	22186.00	10385.38	46.81	1539.00	116.14	7.55	1130.00	1129.05	99.92	24855.00	11630.57	46.79
5	Bank of Maharashtra	16455.00	7208.00	43.80	4672.00	561.00	12.01	21127.00	7769.00	36.77	488.00	0.00	0.00	268.00	0.00	0.00	21883.00	7769.00	35.50
6	Canara Bank	91065.00	164539.44	180.68	31823.00	45117.74	141.78	122888.00	209657.18	170.61	5387.00	7216.24	133.96	7722.00	6323.24	81.89	135997.00	223196.66	164.12
7	Central Bank of India	48572.00	31771.00	65.41	12828.00	2156.00	16.81	61400.00	33927.00	55.26	2655.00	0.00	0.00	3760.00	793.00	21.09	67815.00	34720.00	51.20
8	Corporation Bank	30454.00	13988.18	45.93	10468.00	3327.62	31.79	40922.00	17315.80	42.31	2493.00	3327.62	133.48	1849.00	3350.37	181.20	45264.00	23993.79	53.01
9	Dena Bank	9084.00	310.63	3.42	4075.00	0.00	0.00	13159.00	310.63	2.36	628.00	0.00	0.00	303.00	0.00	0.00	14090.00	310.63	2.20
10	IDBI Bank	19904.00	14554.83	73.13	6799.00	1375.02	20.22	26703.00	15929.85	59.66	1281.00	17.95	1.40	743.00	3267.48	439.77	28727.00	19215.28	66.89
11	Indian Bank	57273.00	13221.32	23.08	18249.00	1670.16	9.15	75522.00	14891.48	19.72	3374.00	0.00	0.00	2624.00	0.00	0.00	81520.00	14891.48	18.27
12	Indian Overseas Bank	67065.00	31670.58	47.22	19181.00	14454.65	75.36	86246.00	46125.23	53.48	3631.00	0.00	0.00	2482.00	5.69	0.23	92359.00	46130.92	49.95
13	Oriental Bank of Commerce	6885.00	2135.85	31.02	2590.00	0.00	0.00	9475.00	2135.85	22.54	626.00	6.58	1.05	519.00	1003.86	193.42	10620.00	3146.29	29.63
14	Punjab National Bank	29431.00	7395.00	25.13	9935.00	10089.00	101.55	39366.00	17484.00	44.41	2230.00	43.00	1.93	963.00	9230.00	958.46	42559.00	26757.00	62.87
15	Punjab & Sind Bank	0.00	1.20	0.00	0.00	22.00	0.00	0.00	23.20	0.00	0.00	0.00	0.00	0.00	0.00	0.00	0.00	23.20	0.00
16	Syndicate Bank	117765.00	50191.59	42.62	36744.00	10668.70	29.04	154509.00	60860.29	39.39	6786.00	913.29	13.46	4116.00	6073.33	147.55	165411.00	67846.91	41.02
17	UCO Bank	16562.00	3804.00	22.97	4574.00	581.50	12.71	21136.00	4385.50	20.75	903.00	0.00	0.00	783.00	0.00	0.00	22822.00	4385.50	19.22
18	Union Bank Of India	85746.00	28668.81	33.43	22030.00	4944.93	22.45	107776.00	33613.74	31.19	4539.00	363.33	8.00	2266.00	4004.39	176.72	114581.00	37981.46	33.15
19	United Bank of India	1621.00	188.58	11.63	767.00	84.26	10.99	2388.00	272.84	11.43	123.00	0.00	0.00	160.00	0.00	0.00	2671.00	272.84	10.21
20	Vijaya Bank	39053.00	40359.40	103.35	15314.00	3344.24	21.84	54367.00	43703.64	80.39	2098.00	0.00	0.00	1163.00	0.00	0.00	57628.00	43703.64	75.84
21	State Bank of India	1285749.00	829905.00	64.55	325804.00	80959.00	24.85	1611553.00	910864.00	56.52	65754.00	27.00	0.04	72726.00	19.00	0.03	1750033.00	910910.00	52.05
	PUBLIC SECTOR BANKS TOTAL	2521379.00	1995804.95	79.16	699829.00	345267.61	49.34	3221208.00	2341072.56	72.68	139891.00	17787.01	12.71	135560.00	205216.43	151.38	3496659.00	2564076.00	73.33

SLBC TELANGANA

CONVENOR : 

ANNEXURE 7

(Rs. In lac)

ANNUAL CREDIT PLAN 2018-19 : BANK-WISE ACHIEVEMENT AS ON 31/03/19

Sl.No	Name of the Bank	Short Term crop production loans			Agri. Term Loans			Total Farm Credit (Short Term Crop Production + Agri Term Loans)			Agriculture Infrastructure			Ancllary Activities			Total Agriculture Advances		
		Target	Achievement	% to Total Achievement	Target	Achievement	% to Total Achievement	Target	Achievement	% to Total Achievement	Target	Achievement	% to Total Achievement	Target	Achievement	% to Total Achievement	Target	Achievement	% to Total Achievement
22	Axis Bank	31667.00	58256.11	183.96	13378.00	8231.38	61.53	45045.00	66487.50	147.60	2165.00	0.00	0.00	1788.00	0.00	0.00	48998.00	66487.50	135.69
23	Bhandhan Bank	0.00	0.00	0.00	0.00	67.48	0.00	0.00	67.48	0.00	0.00	0.00	0.00	0.00	0.00	0.00	0.00	67.48	0.00
24	Catholic Syrian Bank	0.00	22.05	0.00	0.00	0.00	0.00	0.00	22.05	0.00	0.00	0.00	0.00	0.00	0.00	0.00	0.00	22.05	0.00
25	City Union Bank	3395.00	10605.48	312.39	1344.00	1307.92	97.32	4739.00	11913.40	251.39	353.00	940.00	266.29	220.00	1697.28	771.49	5312.00	14550.68	273.92
26	Development Credit Bank	11055.00	5709.22	51.64	4125.00	671.62	16.28	15180.00	6380.85	42.03	396.00	0.00	0.00	300.00	75.38	25.13	15876.00	6456.22	40.67
27	Dhanalaxmi Bank	1465.00	745.54	50.89	81.00	0.00	0.00	1546.00	745.54	48.22	0.00	0.00	0.00	0.00	0.00	0.00	1546.00	745.54	48.22
28	Equitas Bank	0.00	0.00	0.00	0.00	9.00	0.00	0.00	9.00	0.00	0.00	0.00	0.00	0.00	0.00	0.00	0.00	9.00	0.00
29	Federal Bank	366.00	8965.00	2449.45	847.00	253.00	29.87	1213.00	9218.00	759.93	187.00	0.00	0.00	186.00	458.00	246.24	1586.00	9676.00	610.00
30	HDFC Bank	105483.00	132104.54	125.24	42707.00	483836.92	1132.92	148190.00	615941.46	415.64	8032.00	11990.72	149.29	6920.00	49311.45	712.59	163142.00	677243.63	415.13
31	ICICI Bank	79071.00	38857.47	49.14	32915.00	73506.02	223.32	111986.00	112363.49	100.34	5285.00	7861.30	148.75	5832.00	32521.13	557.63	123103.00	152745.92	124.08
32	Indusind Bank	1618.00	0.00	0.00	365.00	97143.14	26614.56	1983.00	97143.14	4898.80	63.00	0.00	0.00	213.00	0.00	0.00	2259.00	97143.14	4300.27
33	Jammu & Kashmir Bank	0.00	0.00	0.00	0.00	0.00	0.00	0.00	0.00	0.00	0.00	130.00	0.00	0.00	0.00	0.00	0.00	130.00	0.00
34	Karnataka Bank	1949.00	3820.44	196.02	1232.00	902.30	73.24	3181.00	4722.74	148.47	256.00	2050.00	800.78	169.00	1820.20	1077.04	3606.00	8592.94	238.30
35	Karur Vysya Bank	15722.00	1352.00	8.60	8450.00	2596.00	30.72	24172.00	3948.00	16.33	1169.00	145.00	12.40	830.00	1389.00	167.35	26171.00	5482.00	20.95
36	KBSLAB	3978.00	521.84	13.12	3413.00	1216.20	35.63	7391.00	1738.04	23.52	305.00	0.00	0.00	192.00	0.00	0.00	7888.00	1738.04	22.03
37	Laxmi Vilas Bank	4719.00	6076.15	128.76	2443.00	1046.20	42.82	7162.00	7122.35	99.45	399.00	0.00	0.00	512.00	0.00	0.00	8073.00	7122.35	88.22
38	Ratnakar Bank	0.00	490.00	0.00	488.00	119.00	24.39	488.00	609.00	124.80	0.00	0.00	0.00	375.00	0.00	0.00	488.00	984.00	201.64
39	South Indian Bank	7199.00	0.00	0.00	4580.00	6798.32	148.43	11779.00	6798.32	57.72	573.00	0.00	0.00	266.00	0.00	0.00	12618.00	6798.32	53.88
40	Kotak Mahindra Bank	14733.00	0.00	0.00	8776.00	10049.02	114.51	23509.00	10049.02	42.75	1442.00	113.46	7.87	605.00	2766.26	457.23	25556.00	12928.74	50.59
41	Yes Bank & Others	42.00	907.00	2159.52	0.00	1055.00	0.00	42.00	1962.00	4671.43	0.00	18089.00	0.00	0.00	134033.00	0.00	42.00	154084.00	366866.67
42	Tamilnadu Mer. Bank	393.00	1774.16	451.44	31.00	740.73	2389.45	424.00	2514.89	593.13	3.00	0.00	0.00	6.00	3884.49	64741.50	433.00	6399.38	1477.92
	PRIVATE SECTOR BANKS TOTAL	282855.00	270207.00	95.53	125175.00	689549.26	550.87	408030.00	959756.26	235.22	20628.00	41319.48	200.31	18039.00	228331.19	1265.76	446697.00	1229406.93	275.22
	COMMERCIAL BANKS TOTAL	2804234.00	2266011.95	80.81	825004.00	1034816.87	125.43	3629238.00	3300828.82	90.95	160519.00	59106.49	36.82	153599.00	433547.62	282.26	3943356.00	3793482.93	96.20
43	TS Co-op Apex Bank	524529.00	533138.25	101.64	88327.00	43915.94	49.72	612856.00	577054.19	94.16	15466.00	60.00	0.39	12390.00	59.13	0.48	640712.00	577173.32	90.08
44	A P Mahesh Co-op Bank	16682.00	0.00	0.00	8289.00	0.00	0.00	24971.00	0.00	0.00	1455.00	0.00	0.00	1286.00	0.00	0.00	27712.00	0.00	0.00
	Co-OPERATIVE BANKS TOTAL	541211.00	533138.25	98.51	96616.00	43915.94	45.45	637827.00	577054.19	90.47	16921.00	60.00	0.35	13676.00	59.13	0.43	668424.00	577173.32	86.35
45	APGVB	534562.00	225704.49	42.22	137985.00	185900.52	134.73	672547.00	411605.01	61.20	17691.00	0.00	0.00	28623.00	0.00	0.00	718861.00	411605.01	57.26
46	Telangana Grameena Bank	369419.00	350317.54	94.83	82580.00	2598.60	3.15	451999.00	352916.14	78.08	15139.00	0.00	0.00	8557.00	0.00	0.00	475695.00	352916.14	74.19
	REGIONAL RURAL BANKS TOTAL	903981.00	576022.03	63.72	220565.00	188499.12	85.46	1124546.00	764521.15	67.98	32830.00	0.00	0.00	37180.00	0.00	0.00	1194556.00	764521.15	64.00
47	APSFC	0.00	0.00	0.00	0.00	0.00	0.00	0.00	0.00	0.00	0.00	0.00	0.00	0.00	0.00	0.00	0.00	0.00	0.00
	OTHERS TOTAL	0.00	0.00	0.00	0.00	0.00	0.00	0.00	0.00	0.00	0.00	0.00	0.00	0.00	0.00	0.00	0.00	0.00	0.00
	GRAND TOTAL	4249426.00	3375172.23	79.43	1142185.00	1267231.93	110.95	5391611.00	4642404.16	86.10	210270.00	59166.49	28.14	204455.00	433606.75	212.08	5806336.00	5135177.40	88.44

ANNUAL CREDIT PLAN 2018-19 : BANK-WISE ACHIEVEMENT AS ON 31/03/19

Sl.No	Name of the Bank	Micro & Small, Medium Enterprises			Others' under Priority Sector			Export Credit			Total Priority Sector		
		Target	Achieve-ment	% to Total Achieve-ment	Target	Achieve-ment	% to Total Achieve-ment	Target	Achieve-ment	% to Total Achieve-ment	Target	Achieve-ment	% to Total Achieve-ment
1	Allahabad Bank	18303.00	10087.00	55.11	8526	10033.00	117.68	0.00	0.00	0.00	42276.00	25455.00	60.21
2	Andhra Bank	273407.00	682707.46	249.70	183875	54761.85	29.78	0.00	0.00	0.00	1214287.00	1748837.14	144.02
3	Bank Of Baroda	43483.00	30561.00	70.28	19102	21444.00	112.26	0.00	0.00	0.00	107957.00	122493.00	113.46
4	Bank of India	34425.00	19918.25	57.86	16706	34921.41	209.04	0.00	0.00	0.00	75986.00	66470.23	87.48
5	Bank of Maharashtra	13825.00	16287.00	117.81	6953	3718.00	53.47	0.00	142.00	0.00	42661.00	27916.00	65.44
6	Canara Bank	92573.00	188235.56	203.34	46354	29397.03	63.42	0.00	0.00	0.00	274924.00	440829.25	160.35
7	Central Bank of India	35252.00	14225.00	40.04	19112	9188.00	48.07	0.00	0.00	0.00	122452.00	58133.00	47.47
8	Corporation Bank	31392.00	42297.44	134.74	16607	7347.04	44.24	0.00	0.00	0.00	93263.00	73638.27	78.96
9	Dena Bank	13548.00	28.50	0.21	6493	122.99	1.89	0.00	0.00	0.00	34131.00	462.12	1.35
10	IDBI Bank	25154.00	21731.97	86.40	12391	32275.09	260.47	0.00	0.00	0.00	66272.00	73222.34	110.49
11	Indian Bank	40890.00	1336.00	3.27	20735	7930.98	38.25	0.00	0.00	0.00	143145.00	24158.46	16.88
12	Indian Overseas Bank	43925.00	3855.93	8.78	26494	10570.87	39.90	0.00	0.00	0.00	162778.00	60557.72	37.20
13	Oriental Bank of Commerce	20010.00	18423.15	92.07	8943	7084.15	79.21	0.00	0.00	0.00	39573.00	28653.59	72.41
14	Punjab National Bank	33516.00	46666.00	139.23	16155	10015.00	61.99	0.00	39.00	0.00	92230.00	83477.00	90.51
15	Punjab & Sind Bank	3530.00	698.20	19.78	1166	1423.29	122.07	0.00	0.00	0.00	4696.00	2144.69	45.67
16	Syndicate Bank	93749.00	60039.03	64.04	53039	4664.26	8.79	0.00	0.00	0.00	312199.00	132550.20	42.46
17	UCO Bank	16175.00	4229.50	26.15	7830	23703.04	302.72	0.00	0.00	0.00	46827.00	32318.04	69.02
18	Union Bank Of India	32421.00	40975.61	126.39	20633	49140.23	238.16	0.00	0.00	0.00	167635.00	128097.30	76.41
19	United Bank of India	10379.00	3286.59	31.67	5500	3578.03	65.06	0.00	0.00	0.00	18550.00	7137.45	38.48
20	Vijaya Bank	33132.00	5984.36	18.06	20241	8296.58	40.99	0.00	0.00	0.00	111001.00	57984.58	52.24
21	State Bank of India	537490.00	696135.00	129.52	358534	158888.00	44.32	0.00	0.00	0.00	2646057.00	1765933.00	66.74
	PUBLIC SECTOR BANKS TOTAL	1446852.00	1907708.55	131.85	875389.00	488502.84	55.80	0.00	181.00	0.00	5818900.00	4960468.38	85.25
22	Axis Bank	47490.00	78305.41	164.89	23085	11814.45	51.18	0.00	0.00	0.00	119573.00	156607.36	130.97
23	Bhandhan Bank	1352.00	2010.91	148.74	565	19748.04	3495.23	0.00	0.00	0.00	1917.00	21826.44	1138.57
24	Catholic Syrian Bank	1352.00	0.00	0.00	458	0.00	0.00	0.00	0.00	0.00	1810.00	22.05	1.22
25	City Union Bank	4344.00	15352.28	353.41	2463	1015.70	41.24	0.00	0.00	0.00	12119.00	30918.66	255.13
26	Development Credit Bank	5474.00	10722.16	195.87	2302	5399.98	234.58	0.00	0.00	0.00	23652.00	22578.37	95.46
27	Dhanalaxmi Bank	2345.00	242.87	10.36	1153	522.73	45.34	0.00	0.00	0.00	5044.00	1511.14	29.96
28	Equitas Bank	0.00	6643.00	0.00	0	320.00	0.00	0.00	0.00	0.00	0.00	6972.00	0.00
29	Federal Bank	8217.00	17196.00	209.27	3320	1338.00	40.30	0.00	0.00	0.00	13123.00	28210.00	214.97
30	HDFC Bank	101349.00	448431.12	442.46	50473	6409.09	12.70	0.00	0.00	0.00	314964.00	1132083.84	359.43
31	ICI Bank	81176.00	392240.21	483.20	37211	50839.56	136.63	0.00	670.82	0.00	241490.00	596496.51	247.01
32	Indusind Bank	5340.00	214937.02	4025.04	2228	55.10	2.47	0.00	0.00	0.00	9827.00	312135.26	3176.30
33	Jammu & Kashmir Bank	2029.00	97.70	4.82	687	434.95	63.31	0.00	0.00	0.00	2716.00	662.65	24.40
34	Karnataka Bank	9676.00	28893.75	298.61	4134	11012.55	266.39	0.00	0.00	0.00	17416.00	48499.24	278.48
35	Karur Vysya Bank	21402.00	0.00	0.00	10973	370.00	3.37	0.00	0.00	0.00	58546.00	5852.00	10.00
36	KBSLAB	3782.00	2705.80	71.54	3384	96.70	2.86	0.00	0.00	0.00	15054.00	4540.54	30.16
37	Laxmi Vilas Bank	12147.00	7446.57	61.30	5684	411.70	7.24	0.00	0.00	0.00	25904.00	14980.62	57.83
38	Ratnakar Bank	813.00	42650.00	5246.00	360	0.00	0.00	0.00	0.00	0.00	1661.00	43634.00	2626.97
39	South Indian Bank	17755.00	8841.00	49.79	7983	1328.40	16.64	0.00	0.00	0.00	38356.00	16967.72	44.24
40	Kotak Mahindra Bank	28398.00	55665.87	196.02	15100	1391.61	9.22	0.00	2352.43	0.00	69054.00	72338.65	104.76
41	Yes Bank & Others	5580.00	297903.00	5338.76	1921	6820.00	355.02	0.00	35.00	0.00	7543.00	458842.00	6083.02
42	Tamilnadu Mer. Bank	2711.00	12639.02	466.21	923	370.21	40.11	0.00	0.00	0.00	4067.00	19408.61	477.22
	PRIVATE SECTOR BANKS TOTAL	362732.00	1642923.70	452.93	174407.00	119698.77	68.63	0.00	3058.25	0.00	983836.00	2995087.65	304.43
	COMMERCIAL BANKS TOTAL	1809584.00	3550632.25	196.21	1049796.00	608201.61	57.94	0.00	3239.25	0.00	6802736.00	7955556.04	116.95
43	TS Co-op Apex Bank	91772.00	4868.60	5.31	83250	60363.83	72.51	0.00	0.00	0.00	815734.00	642405.75	78.75
44	A P Mahesh Co-op Bank	32438.00	12895.00	39.75	11462	2943.89	25.68	0.00	0.00	0.00	71612.00	15838.89	22.12
	Co-OPERATIVE BANKS TOTAL	124210.00	17763.60	14.30	94712.00	63307.72	66.84	0.00	0.00	0.00	887346.00	658244.64	74.18
45	APGVB	99825.00	63585.28	63.70	101210	80451.23	79.49	0.00	0.00	0.00	919896.00	555641.52	60.40
46	Telangana Grameena Bank	104503.00	9434.60	9.03	84589	19374.97	22.90	0.00	0.00	0.00	664787.00	381725.71	57.42
	REGIONAL RURAL BANKS TOTA	204328.00	73019.88	35.74	185799.00	99826.20	53.73	0.00	0.00	0.00	1584683.00	937367.23	59.15
47	APSFC	0.00	22486.91	0.00	0	0.00	0.00	0.00	0.00	0.00	0.00	22486.91	0.00
	OTHERS TOTAL	0.00	22486.91	0.00	0.00	0.00	0.00	0.00	0.00	0.00	0.00	22486.91	0.00
	GRAND TOTAL	2138122.00	3663902.64	171.36	1330307.00	771335.53	57.98	0.00	3239.25	0.00	9274765.00	9573654.82	103.22

ANNUAL CREDIT PLAN 2018-19 : DISTRICT-WISE ACHIEVEMENT AS ON 31/03/19

(Rs. In lac)

Sl.No	Name of the District	Crop Loans			Agri. Term Loans			Total Farm Credit		
		Target	Achieve-ment	% to Total Achieve-ment	Target	Achieve-ment	% to Total Achieve-ment	Target	Achieve-ment	% to Total Achieve-ment
1	Adilabad	147390.00	93527.33	63.46	35637.00	5374.75	15.08	183027.00	98902.08	54.04
2	Bhadradri	185253.00	99285.86	53.59	75290.00	19404.16	25.77	260543.00	118690.02	45.55
3	Hyderabad	0.00	173410.56	0.00	0.00	523131.58	0.00	0.00	696542.14	0.00
4	Jagtial	143795.00	105471.86	73.35	40033.00	14647.08	36.59	183828.00	120118.94	65.34
5	Jangaon	97114.00	71892.18	74.03	30265.00	13922.18	46.00	127379.00	85814.36	67.37
6	Jayashankar	130125.00	55644.36	42.76	45015.00	8584.69	19.07	175140.00	64229.05	36.67
7	Jogulamba	82001.00	54891.31	66.94	23076.00	10992.08	47.63	105077.00	65883.39	62.70
8	Kamareddy	167500.00	117817.51	70.34	35576.00	6660.55	18.72	203076.00	124478.06	61.30
9	Karimnagar	139998.00	131729.91	94.09	38833.00	30616.09	78.84	178831.00	162346.01	90.78
10	Khammam	216999.00	194561.85	89.66	69340.00	35662.14	51.43	286339.00	230223.99	80.40
11	Komaram Bhim	99212.00	50331.92	50.73	14665.00	1209.33	8.25	113877.00	51541.25	45.26
12	Mahabubabad	133357.00	59150.37	44.35	32105.00	7632.88	23.77	165462.00	66783.25	40.36
13	Mahabubnagar	234990.00	90123.51	38.35	41239.00	30045.14	72.86	276229.00	120168.65	43.50
14	Mancherial	137374.00	91429.76	66.56	30926.00	7242.98	23.42	168300.00	98672.74	58.63
15	Medak	119997.00	58707.03	48.92	28285.00	17277.50	61.08	148282.00	75984.53	51.24
16	Medchal	18798.00	97011.13	516.07	41746.00	25653.25	61.45	60544.00	122664.38	202.60
17	Nagarkurnool	187413.00	96533.00	51.51	38258.00	15105.01	39.48	225671.00	111638.01	49.47
18	Nalgonda	208988.00	186890.86	89.43	26896.00	57066.33	212.17	235884.00	243957.19	103.42
19	Nirmal	140906.00	121967.09	86.56	22880.00	6966.94	30.45	163786.00	128934.03	78.72
20	Nizamabad	266657.00	198211.18	74.33	70337.00	30490.36	43.35	336994.00	228701.54	67.87
21	Peddapalli	117486.00	60435.60	51.44	23207.00	12554.27	54.10	140693.00	72989.87	51.88
22	Rajanna	89731.00	59950.06	66.81	18550.00	7530.42	40.60	108281.00	67480.47	62.32
23	Rangareddy	162164.00	378860.53	233.63	89103.00	202381.82	227.13	251267.00	581242.36	231.32
24	Sangareddy	190214.00	102603.91	53.94	45010.00	29782.09	66.17	235224.00	132386.00	56.28
25	Siddipet	178577.00	99058.36	55.47	34454.00	21690.08	62.95	213031.00	120748.44	56.68
26	Suryapet	134970.00	118476.94	87.78	41640.00	28700.36	68.92	176610.00	147177.30	83.33
27	Vikarabad	135351.00	94382.39	69.73	61591.00	10610.58	17.23	196942.00	104992.97	53.31
28	Wanaparthy	101719.00	57419.88	56.45	26263.00	9938.49	37.84	127982.00	67358.37	52.63
29	Warangal Rural	85009.00	73395.98	86.34	21868.00	11467.13	52.44	106877.00	84863.11	79.40
30	Warangal	99538.00	94548.40	94.99	30997.00	34020.46	109.75	130535.00	128568.86	98.49
31	Yadadri	96800.00	87451.55	90.34	9100.00	30871.22	339.24	105900.00	118322.78	111.73
	Total	4249426.00	3375172.23	79.43	1142185.00	1267231.93	110.95	5391611.00	4642404.16	86.10

ANNUAL CREDIT PLAN 2018-19 : DISTRICT-WISE ACHIEVEMENT AS ON 31/03/19

(Rs. In lac)

Sl.No	Name of the District	Agri. Infrastructure			Agri. Ancillary Activities			Total Direct Agriculture Advances		
		Target	Achievement	% to Total Achievement	Target	Achievement	% to Total Achievement	Target	Achievement	% to Total Achievement
1	Adilabad	1517.00	153.48	10.12	0.00	1815.58	0.00	184544.00	100871.15	54.66
2	Bhadradi	5113.00	29.49	0.58	5573.00	10.70	0.19	271229.00	118730.21	43.77
3	Hyderabad	0.00	46933.81	0.00	0.00	309969.08	0.00	0.00	1053445.03	0.00
4	Jagtial	7015.00	23.05	0.33	5431.00	1490.87	27.45	196274.00	121632.86	61.97
5	Jangaon	6917.00	57.90	0.84	2172.00	221.00	10.17	136468.00	86093.26	63.09
6	Jayashankar	6944.00	20.52	0.30	2334.00	313.39	13.43	184418.00	64562.96	35.01
7	Jogulamba	3504.00	388.08	11.08	13950.00	149.57	1.07	122531.00	66421.04	54.21
8	Kamareddy	7655.00	29.43	0.38	3075.00	1998.36	64.99	213806.00	126505.85	59.17
9	Karimnagar	4897.00	140.45	2.87	5474.00	20085.45	366.92	189202.00	182571.90	96.50
10	Khammam	7468.00	168.32	2.25	0.00	2284.05	0.00	293807.00	232676.36	79.19
11	Komaram Bhim	5463.00	0.00	0.00	1939.00	0.00	0.00	121279.00	51541.25	42.50
12	Mahabubabad	6359.00	15.94	0.25	2102.00	701.70	33.38	173923.00	67500.89	38.81
13	Mahabubnagar	11103.00	230.51	2.08	31080.00	687.87	2.21	318412.00	121087.03	38.03
14	Mancherial	6996.00	0.89	0.01	7174.00	570.75	7.96	182470.00	99244.38	54.39
15	Medak	5261.00	51.81	0.98	2881.00	6490.22	225.28	156424.00	82526.55	52.76
16	Medchal	4942.00	796.79	16.12	5306.00	19170.87	361.31	70792.00	142632.04	201.48
17	Nagarkurnool	7930.00	0.00	0.00	19055.00	673.18	3.53	252656.00	112311.19	44.45
18	Nalgonda	3959.00	1029.28	26.00	9171.00	12202.05	133.05	249014.00	257188.52	103.28
19	Nirmal	13220.00	27.39	0.21	4065.00	40.72	1.00	181071.00	129002.14	71.24
20	Nizamabad	21408.00	600.23	2.80	8536.00	16537.66	193.74	366938.00	245839.43	67.00
21	Peddapalli	3293.00	14.00	0.43	3739.00	5662.42	151.44	147725.00	78666.29	53.25
22	Rajanna	3438.00	2.74	0.08	974.00	760.37	78.07	112693.00	68243.58	60.56
23	Rangareddy	20757.00	3301.86	15.91	7069.00	11389.48	161.12	279093.00	595933.70	213.53
24	Sangareddy	7499.00	12.98	0.17	3474.00	1326.24	38.18	246197.00	133725.22	54.32
25	Siddipet	8318.00	57.33	0.69	2931.00	1805.18	61.59	224280.00	122610.95	54.67
26	Suryapet	2799.00	376.67	13.46	4198.00	4314.30	102.77	183607.00	151868.27	82.71
27	Vikarabad	4824.00	233.49	4.84	1244.00	803.97	64.63	203010.00	106030.43	52.23
28	Wanaparthy	4735.00	0.00	0.00	8512.00	0.00	0.00	141229.00	67358.37	47.69
29	Warangal Rural	5428.00	104.70	1.93	1965.00	103.81	5.28	114270.00	85071.62	74.45
30	Warangal	10516.00	2926.68	27.83	1711.00	10480.21	612.52	142762.00	141975.76	99.45
31	Yadadri	992.00	1438.67	145.03	39320.00	1547.71	3.94	146212.00	121309.16	82.97
	Total	210270.00	59166.49	28.14	204455.00	433606.75	212.08	5806336.00	5135177.40	88.44

ANNUAL CREDIT PLAN 2018-19 : DISTRICT-WISE ACHIEVEMENT AS ON 31/03/19

Sl.No	Name of the District	Micro, Small & Medium Enterprises			Other Priority Sector			Export Credit			Total Priority Sector		
		Target	Achievement	% to Total Achievement	Target	Achievement	% to Total Achievement	Target	Achievement	% to Total Achievement	Target	Achievement	% to Total Achievement
1	Adilabad	16156.00	41391.16	256.20	16625.00	13292.58	79.96	0.00	0.00	0.00	217325.00	155554.88	71.58
2	Bhadradi	28150.00	24258.84	86.18	63762.00	9304.03	14.59	0.00	0.00	0.00	363141.00	152293.08	41.94
3	Hyderabad	617503.00	1873856.65	303.46	209200.00	276405.33	132.12	0.00	3239.25	0.00	826703.00	3206946.25	387.92
4	Jagtial	48181.00	23009.48	47.76	28808.00	9387.51	32.59	0.00	0.00	0.00	273263.00	154029.85	56.37
5	Jangaon	24153.00	17206.68	71.24	11706.00	4819.03	41.17	0.00	0.00	0.00	172327.00	108118.97	62.74
6	Jayashankar	21930.00	13902.15	63.39	11914.00	3550.92	29.80	0.00	0.00	0.00	218262.00	82016.03	37.58
7	Jogulamba	8474.00	18209.12	214.88	16796.00	2535.18	15.09	0.00	0.00	0.00	147801.00	87165.34	58.97
8	Kamareddy	26654.00	26089.28	97.88	45027.00	4236.11	9.41	0.00	0.00	0.00	285487.00	156831.24	54.93
9	Karimnagar	57515.00	102754.11	178.66	26583.00	15718.56	59.13	0.00	0.00	0.00	273300.00	301044.57	110.15
10	Khammam	38174.00	66922.64	175.31	52473.00	32563.54	62.06	0.00	0.00	0.00	384454.00	332162.54	86.40
11	Komaram Bhim	6332.00	14760.23	233.11	11185.00	1474.41	13.18	0.00	0.00	0.00	138796.00	67775.89	48.83
12	Mahabubabad	23124.00	18381.48	79.49	3490.00	4388.76	125.75	0.00	0.00	0.00	200537.00	90271.13	45.01
13	Mahabubnagar	41807.00	47497.62	113.61	31898.00	14672.06	46.00	0.00	0.00	0.00	392117.00	183256.72	46.74
14	Mancherial	24441.00	27213.15	111.34	26588.00	11624.58	43.72	0.00	0.00	0.00	233499.00	138082.11	59.14
15	Medak	16929.00	27439.95	162.09	17958.00	10083.69	56.15	0.00	0.00	0.00	191311.00	120050.19	62.75
16	Medchal	221003.00	328885.14	148.81	109003.00	71507.45	65.60	0.00	0.00	0.00	400798.00	543024.63	135.49
17	Nagarkurnool	7165.00	22047.70	307.71	19375.00	5260.46	27.15	0.00	0.00	0.00	279196.00	139619.35	50.01
18	Nalgonda	49054.00	86413.39	176.16	64147.00	24810.02	38.68	0.00	0.00	0.00	362215.00	368411.92	101.71
19	Nirmal	16792.00	33753.27	201.01	17510.00	6478.98	37.00	0.00	0.00	0.00	215373.00	169234.39	78.58
20	Nizamabad	47446.00	77437.66	163.21	61613.00	20393.47	33.10	0.00	0.00	0.00	475997.00	343670.56	72.20
21	Peddapalli	30210.00	18449.04	61.07	22527.00	5081.92	22.56	0.00	0.00	0.00	200462.00	102197.25	50.98
22	Rajanna	24000.00	16918.87	70.50	17358.00	6886.52	39.67	0.00	0.00	0.00	154051.00	92048.98	59.75
23	Rangareddy	440000.00	347531.75	78.98	160555.00	100727.12	62.74	0.00	0.00	0.00	879648.00	1044192.56	118.71
24	Sangareddy	50778.00	63775.50	125.60	75663.00	40620.66	53.69	0.00	0.00	0.00	372638.00	238121.38	63.90
25	Siddipet	39074.00	47013.88	120.32	29931.00	17003.85	56.81	0.00	0.00	0.00	293285.00	186628.68	63.63
26	Suryapet	25230.00	51645.92	204.70	38252.00	12329.85	32.23	0.00	0.00	0.00	247089.00	215844.04	87.35
27	Vikarabad	68711.00	20367.35	29.64	101275.00	3424.92	3.38	0.00	0.00	0.00	372996.00	129822.69	34.81
28	Wanaparthy	2232.00	22869.26	1024.61	5287.00	5554.77	105.06	0.00	0.00	0.00	148748.00	95782.40	64.39
29	Warangal Rural	45153.00	19856.18	43.98	7245.00	2693.88	37.18	0.00	0.00	0.00	166668.00	107621.68	64.57
30	Warangal	50852.00	130673.18	256.97	16233.00	24854.71	153.11	0.00	0.00	0.00	209847.00	297503.64	141.77
31	Yadadri	20899.00	33372.01	159.68	10320.00	9650.67	93.51	0.00	0.00	0.00	177431.00	164331.84	92.62
	Total	2138122.00	3663902.64	171.36	1330307.00	771335.53	57.98	0.00	3239.25	0.00	9274765.00	9573654.82	103.22

BANK-WISE MSME ADVANCES (DIRECT & INDIRECT) AS ON 31/03/19

ANNEXURE 11
(Rs. In lac)

Sl.No	Name of the Bank	Micro Enterprises (Priority Sector)		Micro Enterprises (Non-Priority Sector)		Total Micro Enterprises (Priority & Non-Priority Sector)		Small Enterprises (Priority Sector)		Small Enterprises (Non-Priority Sector)		Total Small Enterprises (Priority & Non-Priority Sector)	
		Outstanding		Outstanding		Outstanding		Outstanding		Outstanding		Outstanding	
		No. of A/c.	Amount	No. of A/c.	Amount	No. of A/c.	Amount	No. of A/c.	Amount	No. of A/c.	Amount	No. of A/c.	Amount
1	Allahabad Bank	1305	7838.08	0	0.00	1305	7838.08	446	22924.00	0	0.00	446	22924.00
2	Andhra Bank	74470	331360.24	0	0.00	74470	331360.24	3536	329490.26	0	0.00	3536	329490.26
3	Bank Of Baroda	3995	71752.00	1099	1125.00	5094	72877.00	1530	20447.00	1013	1525.00	2543	21972.00
4	Bank of India	16011	67204.99	0	0.00	16011	67204.99	1971	69310.82	0	0.00	1971	69310.82
5	Bank of Maharashtra	2546	19265.00	0	0.00	2546	19265.00	408	19163.00	0	0.00	408	19163.00
6	Canara Bank	27885	92976.52	0	0.00	27885	92976.52	1611	92057.40	0	0.00	1611	92057.40
7	Central Bank of India	7120	11923.21	0	0.00	7120	11923.21	1241	32925.00	0	0.00	1241	32925.00
8	Corporation Bank	12714	32984.97	6443	47406.68	19157	80391.65	574	23251.36	0	0.00	574	23251.36
9	Dena Bank	1763	11594.47	0	0.00	1763	11594.47	98	6613.19	0	0.00	98	6613.19
10	IDBI Bank	11465	46487.65	50	28504.61	11515	74992.26	1019	33882.19	0	0.00	1019	33882.19
11	Indian Bank	2957	8650.87	242	2635.56	3199	11286.43	1789	4709.85	161	1412.68	1950	6122.53
12	Indian Overseas Bank	14405	46260.15	0	0.00	14405	46260.15	1106	63028.33	0	0.00	1106	63028.33
13	Oriental Bank of Commerce	3130	25683.24	0	0.00	3130	25683.24	797	34339.30	0	0.00	797	34339.30
14	Punjab National Bank	8095	18688.00	0	0.00	8095	18688.00	562	39307.00	0	0.00	562	39307.00
15	Punjab & Sind Bank	89	223.88	0	0.00	89	223.88	95	2442.49	0	0.00	95	2442.49
16	Syndicate Bank	21686	57930.59	0	0.00	21686	57930.59	7155	50010.88	0	0.00	7155	50010.88
17	UCO Bank	7164	33988.00	0	0.00	7164	33988.00	1715	23808.00	0	0.00	1715	23808.00
18	Union Bank Of India	12517	37589.60	0	0.00	12517	37589.60	880	37753.22	0	0.00	880	37753.22
19	United Bank of India	1585	5940.87	0	0.00	1585	5940.87	324	3212.40	0	0.00	324	3212.40
20	Vijaya Bank	7646	22574.50	0	0.00	7646	22574.50	653	22677.41	0	0.00	653	22677.41
21	State Bank of India	394972	376864.00	390617	522829.00	785589	899693.00	236758	546726.00	624368	600226.00	861126	1146952.00
	PUBLIC SECTOR BANKS TOTAL	633520	1327780.83	398451	602500.85	1031971	1930281.68	264268	1478079.10	625542	603163.68	889810	2081242.78
22	Axis Bank	4543	72308.88	0	0.00	4543	72308.88	2308	119405.35	0	0.00	2308	119405.35
23	Bhandhan Bank	0	0	0	0	0	0	0	0	0	0	0	0
24	Catholic Syrian Bank	7	264.01	0	0.00	7	264.01	0	0.00	0	0.00	0	0.00
25	City Union Bank	500	15373.89	0	0.00	500	15373.89	286	31533.51	0	0.00	286	31533.51
26	Development Credit Bank	1386	30234.34	11	306.29	1397	30540.63	293	7233.67	15	279.48	308	7513.15
27	Dhanalaxmi Bank	34	301.24	0	0.00	34	301.24	15	990.00	0	0.00	15	990.00
28	Equitas Bank	1845	5695.00	0	0.00	1845	5695.00	497	3514.00	0	0.00	497	3514.00
29	Federal Bank	106	2215.00	0	0.00	106	2215.00	81	10008.00	0	0.00	81	10008.00
30	HDFC Bank	37781	163766.37	0	0.00	37781	163766.37	18850	243696.45	0	0.00	18850	243696.45
31	ICICI Bank	10199	138980.54	0	0.00	10199	138980.54	11371	207376.21	0	0.00	11371	207376.21
32	Indusind Bank	19257	48761.68	0	0.00	19257	48761.68	4539	79022.18	0	0.00	4539	79022.18
33	Jammu & Kashmir Bank	173	762.58	0	0.00	173	762.58	20	253.10	0	0.00	20	253.10
34	Karnataka Bank	729	15230.19	0	0.00	729	15230.19	347	21113.39	0	0.00	347	21113.39
35	Karur Vysya Bank	3661	41091.00	2842	18025.00	6503	59116.00	689	55118.00	508	21089.00	1197	76207.00
36	KBSLAB	7816	3107.77	0	0.00	7816	3107.77	7	109.23	0	0.00	7	109.23
37	Laxmi Vilas Bank	329	11115.83	0	0.00	329	11115.83	706	21304.40	0	0.00	706	21304.40
38	Ratnakar Bank	4326	25960.00	0	0.00	4326	25960.00	491	14202.00	0	0.00	491	14202.00
39	South Indian Bank	342	5027.00	0	0.00	342	5027.00	298	31035.00	0	0.00	298	31035.00
40	Kotak Mahindra Bank	2456	51034.35	0	0.00	2456	51034.35	4327	115541.30	0	0.00	4327	115541.30
41	Yes Bank	2198	57345.00	0	0.00	2198	57345.00	2143	68385.00	0	0.00	2143	68385.00
42	Tamilnadu Mer. Bank	356	5252.21	1	28.99	357	5281.20	33	5565.84	1	3201.32	34	8767.16
	PRIVATE SECTOR BANKS TOTAL	98044	693826.87	2854	18360.28	100898	712187.15	47301	1035406.62	524	24569.80	47825	1059976.42
	COMMERCIAL BANKS TOTAL	731564	2021607.70	401305	620861.13	1132869	2642468.83	311569	2513485.72	626066	627733.48	937635	3141219.20
43	TS Co-op Apex Bank	842	468.42	527	184.47	1369	652.89	9481	6019.27	0	0.00	9481	6019.27
44	A P Mahesh Co-op Bank	6800	54475.76	0	0.00	6800	54475.76	965	8370.00	0	0.00	965	8370.00
	Co-OPERATIVE BANKS TOTAL	7642	54944.18	527	184.47	8169	55128.65	10446	14389.27	0	0.00	10446	14389.27
45	APGVB	70058	93099.05	0	0.00	70058	93099.05	0	0.00	0	0.00	0	0.00
46	Telangana Grameena Bank	38440	56223.43	0	0	38440	56223.43	0	0.00	0	0.00	0	0.00
	REGIONAL RURAL BANKS TOTAL	108498	149322.48	0	0.00	108498	149322.48	0	0.00	0	0.00	0	0.00
47	APSFC	129	3916.80	0	0.00	129	3916.80	1465	90200.93	0	0.00	1465	90200.93
	OTHERS TOTAL	129	3916.80	0	0.00	129	3916.80	1465	90200.93	0	0.00	1465	90200.93
	GRAND TOTAL	847833	2229791.16	401832	621045.60	1249665	2850836.76	323480	2618075.92	626066	627733.48	949546	3245809.40

BANK-WISE MSME ADVANCES (DIRECTBANK-WISE MSME ADVANCES (DIRECT & INDIRECT) AS ON 31/03/19

Sl.No	Name of the Bank	Medium Enterprises (Priority Sector)		Medium Enterprises (Non-Priority Sector)		Total Medium Enterprises (Priority & Non-Priority Sector)		Total Micro & Small Enterprises (Priority Sector)		Total Micro & Small Enterprises (Priority & Non-Priority Sector)		Total MSME (Priority Sector)		Total MSME (Priority & Non-Priority Sector)	
		Outstanding		Outstanding		Outstanding		Outstanding		Outstanding		Outstanding		Outstanding	
		No. of A/c.	Amount	No. of A/c.	Amount	No. of A/c.	Amount	No. of A/c.	Amount	No. of A/c.	Amount	No. of A/c.	Amount	No. of A/c.	Amount
1	Allahabad Bank	7	2499.00	0	0.00	7	2499.00	1751	30762.08	1751	30762.08	1758	33261.08	1758	33261.08
2	Andhra Bank	1420	174194.25	0	0.00	1420	174194.25	78006	660850.50	78006	660850.50	79426	835044.75	79426	835044.75
3	Bank Of Baroda	1245	2501.00	1050	1521.00	2295	4022.00	5525	92199.00	7637	94849.00	6770	94700.00	9932	98871.00
4	Bank of India	113	13254.70	0	0.00	113	13254.70	17982	136515.81	17982	136515.81	18095	149770.51	18095	149770.51
5	Bank of Maharashtra	9	4364.00	0	0.00	9	4364.00	2954	38428.00	2954	38428.00	2963	42792.00	2963	42792.00
6	Canara Bank	210	65523.63	0	0.00	210	65523.63	29496	185033.92	29496	185033.92	29706	250557.55	29706	250557.55
7	Central Bank of India	60	11923.00	0	0.00	60	11923.00	8361	44848.21	8361	44848.21	8421	56771.21	8421	56771.21
8	Corporation Bank	69	109813.99	27808	663953.62	27877	674767.61	13288	56236.33	19731	103643.01	13357	67050.32	47608	778410.62
9	Dena Bank	2	800.25	212	2846.41	214	3646.66	1861	18207.66	1861	18207.66	1863	19007.91	2075	21854.32
10	IDBI Bank	53	12431.85	9	71.64	62	12503.49	12484	80369.84	12534	108874.45	12537	92801.69	12596	121377.94
11	Indian Bank	37	2089.00	277	94507.40	314	96596.40	4746	13360.72	5149	17408.96	4783	15449.72	5463	114005.36
12	Indian Overseas Bank	72	19947.34	0	0.00	72	19947.34	15511	109288.48	15511	109288.48	15583	129235.82	15583	129235.82
13	Oriental Bank of Commerce	40	5766.35	0	0.00	40	5766.35	3927	60022.54	3927	60022.54	3967	65788.89	3967	65788.89
14	Punjab National Bank	103	26572.00	0	0.00	103	26572.00	8657	57995.00	8657	57995.00	8760	84567.00	8760	84567.00
15	Punjab & Sind Bank	8	235.41	2	1083.11	10	1318.52	184	2666.37	184	2666.37	192	2901.78	194	3984.89
16	Syndicate Bank	45	11496.68	0	0.00	45	11496.68	28841	107941.47	28841	107941.47	28886	119438.15	28886	119438.15
17	UCO Bank	404	15882.00	290	12822.00	694	28704.00	8879	57796.00	8879	57796.00	9283	73678.00	9573	86500.00
18	Union Bank Of India	220	87219.81	80	29318.39	300	116538.20	13397	75342.82	13397	75342.82	13617	162562.63	13697	191881.02
19	United Bank of India	14	139.47	0	0.00	14	139.47	1909	9153.27	1909	9153.27	1923	9292.74	1923	9292.74
20	Vijaya Bank	30	3594.30	0	0.00	30	3594.30	8299	45251.91	8299	45251.91	8329	48846.21	8329	48846.21
21	State Bank of India	195190	333564.00	11637	1660879.00	206827	1994443.00	631730	923590.00	1646715	2046645.00	826920	1257154.00	1853542	4041088.00
	PUBLIC SECTOR BANKS TOTAL	199351	804812.03	41365	2467002.57	240716	3271814.60	897788	2805859.93	1921781	4011524.46	1097139	3610671.96	2162497	7283339.06
22	Axis Bank	0	0.00	160	78884.18	160	78884.18	6851	191714.22	6851	191714.22	6851	191714.22	7011	270598.41
23	Bhandhan Bank	6146	2312	0	0.00	6146	2312.47	0	0.00	0	0.00	6146	2312.47	6146	2312.47
24	Catholic Syrian Bank	0	0.00	1	735.05	1	735.05	7	264.01	7	264.01	7	264.01	8	999.06
25	City Union Bank	42	8361.09	3	2576.41	45	10937.50	786	46907.40	786	46907.40	828	55268.49	831	57844.90
26	Development Credit Bank	12	771.53	9	227.84	21	999.38	1679	37468.01	1705	38053.78	1691	38239.54	1726	39053.15
27	Dhanalaxmi Bank	0	0.00	0	0.00	0	0.00	49	1291.24	49	1291.24	49	1291.24	49	1291.24
28	Equitas Bank	17	235.00	0	0.00	17	235.00	2342	9209.00	2342	9209.00	2359	9444.00	2359	9444.00
29	Federal Bank	14	4324.00	0	0.00	14	4324.00	187	12223.00	187	12223.00	201	16547.00	201	16547.00
30	HDFC Bank	2482	74963.35	0	0.00	2482	74963.35	56631	407462.82	56631	407462.82	59113	482426.17	59113	482426.17
31	ICIICI Bank	752	51245.62	3	344.22	755	51589.85	21570	346356.75	21570	346356.75	22322	397602.37	22325	397946.60
32	Indusind Bank	37	9669.00	0	0.00	37	9669.00	23796	127783.86	23796	127783.86	23833	137452.85	23833	137452.85
33	Jammu & Kashmir Bank	0	0.00	0	0.00	0	0.00	193	1015.68	193	1015.68	193	1015.68	193	1015.68
34	Karnataka Bank	48	8786.15	0	0.00	48	8786.15	1076	36343.58	1076	36343.58	1124	45129.73	1124	45129.73
35	Karur Vysya Bank	61	14370.00	389	37302.00	450	51672.00	4350	96209.00	7700	135323.00	4411	110579.00	8150	186995.00
36	KBSLAB	0	0.00	0	0.00	0	0.00	7823	3216.99	7823	3216.99	7823	3216.99	7823	3216.99
37	Laxmi Vilas Bank	8	976.42	0	0.00	8	976.42	1035	32420.22	1035	32420.22	1043	33396.64	1043	33396.64
38	Ratnakar Bank	55	1874.00	0	0.00	55	1874.00	4817	40162.00	4817	40162.00	4872	42036.00	4872	42036.00
39	South Indian Bank	78	14641.00	0	0.00	78	14641.00	640	36062.00	640	36062.00	718	50703.00	718	50703.00
40	Kotak Mahindra Bank	775	25520.04	0	0.00	775	25520.04	6783	166575.66	6783	166575.66	7558	192095.70	7558	192095.70
41	Yes Bank	920	32128.00	0	0.00	920	32128.00	4341	125730.00	4341	125730.00	5261	157858.00	5261	157858.00
42	Tamilnadu Mer. Bank	2	392.78	0	0.00	2	392.78	389	10818.05	391	14048.36	391	11210.83	393	14441.14
	PRIVATE SECTOR BANKS TOTAL	11449	250570.45	565	120069.71	12014	370640.16	145345	1729233.49	148723	1772163.57	156794	1979803.94	160737	2142803.73
	COMMERCIAL BANKS TOTAL	210800	1055382.48	41930	2587072.28	252730	3642454.76	1043133	4535093.42	2070504	5783688.03	1253933	5590475.90	2323234	9426142.79
43	TS Co-op Apex Bank	0	0.00	0	0.00	0	0.00	10323	6487.69	10850	6672.16	10323	6487.69	10850	6672.16
44	A P Mahesh Co-op Bank	33	5200.28	30	3050.00	63	8250.28	7765	62845.76	7765	62845.76	7798	68046.04	7828	71096.04
	Co-OPERATIVE BANKS TOTAL	33	5200.28	30	3050.00	63	8250.28	18088	69333.45	18615	69517.92	18121	74533.73	18678	77768.20
45	APGVB	0	0.00	0	0.00	0	0.00	70058	93099.05	70058	93099.05	70058	93099.05	70058	93099.05
46	Telangana Grameena Bank	0	0.00	0	0.00	0	0.00	38440	56223.43	38440	56223.43	38440	56223.43	38440	56223.43
	REGIONAL RURAL BANKS TOTAL	0	0.00	0	0.00	0	0.00	108498	149322.48	108498	149322.48	108498	149322.48	108498	149322.48
47	APSFC	80	23953.64	0	0.00	80	23953.64	1594	94117.73	1594	94117.73	1674	118071.37	1674	118071.37
	OTHERS TOTAL	80	23953.64	0	0.00	80	23953.64	1594	94117.73	1594	94117.73	1674	118071.37	1674	118071.37
	GRAND TOTAL	210913	1084536.40	41960	2590122.28	252873	3674658.68	1171313	4847867.08	2199211	6096646.16	1382226	5932403.48	2452084	9771304.84

SLBC TELANGANA

BANK-WISE HOUSING LOANS AS ON 31/03/19

(Rs. In lac)

CONVENOR :




ANNEXURE 12

Sl.No	Name of the Bank	PRIORITY SECTOR ADVANCES				NON-PRIORITY SECTOR ADVANCES				TOTAL HOUSING LOANS (Priority + Non-priority)			
		Outstanding		Disbursement		Outstanding		Disbursement		Outstanding		Disbursement	
		No. of A/c	Amount	No. of A/c	Amount	No. of A/c	Amount	No. of A/c	Amount	No. of A/c	Amount	No. of A/c	Amount
1	Allahabad Bank	2206	30594.60	342	6421.00	736	24410.90	228	6893.00	2942	55005.50	570	13314.00
2	Andhra Bank	31990	245985.89	5241	48305.27	7662	236105.24	3149	71712.99	39652	482091.13	8390	120018.26
3	Bank Of Baroda	4933	22625.76	1341	19251.00	3209	91294.97	340	22860.00	8142	113920.73	1681	42111.00
4	Bank of India	5322	65196.07	1586	34573.85	0	0.00	0	0.00	5322	65196.07	1586	34573.85
5	Bank of Maharashtra	1369	14457.00	145	2415.00	715	23175.00	115	4815.00	2084	37632.00	260	7230.00
6	Canara Bank	3146	27578.47	2607	21347.00	3892	91240.38	820	7993.47	7038	118818.85	3427	29340.47
7	Central Bank of India	4005	32569.00	297	8696.00	0	0.00	0	0.00	4005	32569.00	297	8696.00
8	Corporation Bank	3464	30886.44	536	6058.42	0	0.00	0	0.00	3464	30886.44	536	6058.42
9	Dena Bank	701	5180.26	7	84.51	17	290.56	0	0.00	718	5470.82	7	84.51
10	IDBI Bank	8879	89441.39	2293	30729.31	3029	103518.19	855	36981.66	11908	192959.58	3148	67710.97
11	Indian Bank	6231	21985.35	512	7135.64	1124	9458.32	158	298.64	7355	31443.67	670	7434.28
12	Indian Overseas Bank	5021	75768.48	505	10001.92	212	19931.40	31	1974.40	5233	95699.88	536	11976.32
13	Oriental Bank of Commerce	1914	17796.11	299	3929.61	804	21805.92	160	7500.00	2718	39602.03	459	11429.61
14	Punjab National Bank	2782	24486.00	428	6235.00	2127	72341.00	604	19111.00	4909	96827.00	1032	25346.00
15	Punjab & Sind Bank	289	5299.00	66	831.69	271	3481.59	51	1121.05	560	8780.59	117	1952.74
16	Syndicate Bank	7346	43636.39	542	2520.05	1260	29837.81	170	1370.74	8606	73474.20	712	3890.79
17	UCO Bank	1869	19809.00	265	10364.47	387	20516.00	15	310.00	2256	40325.00	280	10674.47
18	Union Bank Of India	6415	62859.00	556	48264.34	2202	71253.33	315	5016.62	8617	134112.33	871	53280.96
19	United Bank of India	1303	19516.98	400	3489.01	275	8363.55	241	3916.63	1578	27880.53	641	7405.64
20	Vijaya Bank	3328	29201.15	490	6886.81	1618	76764.08	312	10290.03	4946	105965.23	802	17176.84
21	State Bank of India	84129	836042.00	17290	143774.00	405438	1131140.00	1537	148289.00	489567	1967182.00	18827	292063.00
	PUBLIC SECTOR BANKS TOTAL	186642	1720914.34	35748	421313.90	434978	2034928.24	9101	350454.23	621620	3755842.58	44849	771768.13
22	Axis Bank	8724	54154.41	3648	7909.03	1098	51914.71	0	0.00	9822	106069.12	3648	7909.03
23	Bhandhan Bank	2	17	2	10	0	0.00	0	0.00	2	16.62	2	10.20
24	Catholic Syrian Bank	36	383.12	0	0.00	0	0.00	0	0.00	36	383.12	0	0.00
25	City Union Bank	329	3010.18	84	997.55	198	4545.20	54	1289.45	527	7555.38	138	2287.00
26	Development Credit Bank	797	9709.35	346	4706.60	798	26471.01	440	15020.70	1595	36180.36	786	19727.30
27	Dhanalaxmi Bank	205	2543.00	24	522.73	42	1253.23	4	250.00	247	3796.23	28	772.73
28	Equitas Bank	21	262.00	21	320.00	0	0.00	0	0.00	21	262.00	21	320.00
29	Federal Bank	1062	11405.00	70	1312.00	532	19694.00	207	7789.00	1594	31099.00	277	9101.00
30	HDFC Bank	22473	201761.98	4895	6357.70	9238	210530.23	0	0.00	31711	412292.21	4895	6357.70
31	ICICI Bank	14763	170084.30	3321	50178.85	15801	637823.60	4043	245462.39	30564	807907.90	7364	295641.23
32	Indusind Bank	289	3569.67	0	0.00	0	0.00	0	0.00	289	3569.67	0	0.00
33	Jammu & Kashmir Bank	60	879.00	17	342.00	27	644.00	9	440.00	87	1523.00	26	782.00
34	Karnataka Bank	1305	18129.32	514	10934.97	944	33651.20	417	21911.63	2249	51780.52	931	32846.60
35	Karur Vysya Bank	810	7133.00	28	256.00	946	28275.00	302	6286.00	1756	35408.00	330	6542.00
36	KBSLAB	127	190.67	53	96.70	9	92.88	1	35.00	136	283.55	54	131.70
37	Laxmi Vilas Bank	130	1436.86	24	336.25	75	2228.97	21	744.17	205	3665.82	45	1080.42
38	Ratnakar Bank	36	266.00	0	0.00	24	680.00	8	397.00	60	946.00	8	397.00
39	South Indian Bank	602	6672.00	85	1150.00	0	0.00	0	0.00	602	6672.00	85	1150.00
40	Kotak Mahindra Bank	1431	4884.57	90	328.78	0	0.00	0	0.00	1431	4884.57	90	328.78
41	Yes Bank	1224	8437.00	970	4741.00	243	6718.00	118	3201.00	1467	15155.00	1088	7942.00
42	Tamilnadu Mer. Bank	99	948.37	37	365.99	46	1014.60	29	555.98	145	1962.97	66	921.97
	PRIVATE SECTOR BANKS TOTAL	54525	505876.41	14229	90866.35	30021	1025536.63	5653	303382.31	84546	1531413.04	19882	394248.66
	COMMERCIAL BANKS TOTAL	241167	2226790.75	49977	512180.24	464999	3060464.87	14754	653836.55	706166	5287255.62	64731	1166016.79
43	TS Co-op Bank Ltd	1562	9090.30	878	6414.38	370	2127.36	35	559.54	1932	11217.66	913	6973.92
44	A P Mahesh Co-op Bank	992	7403.15	339	2763.00	85	2440.00	6	50.00	1077	9843.15	345	2813.00
	Co-OPERATIVE BANKS TOTAL	2554	16493.45	1217	9177.38	455	4567.36	41	609.54	3009	21060.81	1258	9786.92
45	APGVB	9440	84024.70	2551	44391.28	3116	78544.18	938	25902.12	12556	162568.88	3489	70293.40
46	Telangana Grameena Bank	6843	57534.04	3484	19117.69	0	0.00	0	0.00	6843	57534.04	3484	19117.69
	REGIONAL RURAL BANKS TOTAL	16283	141558.74	6035	63508.97	3116	78544.18	938	25902.12	19399	220102.92	6973	89411.09
47	APSFC	0	0.00	0	0.00	0	0.00	0	0.00	0	0.00	0	0.00
	OTHERS TOTAL	0	0.00	0	0.00	0	0.00	0	0.00	0	0.00	0	0.00
	GRAND TOTAL	260004	2384842.94	57229	584866.59	468570	3143576.41	15733	680348.21	728574	5528419.35	72962	1265214.80

SLBC TELANGANA

BANK-WISE EDUCATION LOANS AS ON 31/03/19

CONVENOR : 

ANNEXURE 13

(Rs. In lac)

Sl.No	Name of the Bank	PRIORITY SECTOR ADVANCES				NON-PRIORITY SECTOR ADVANCES				TOTAL EDUCATION LOANS (Priority + Non-priority)			
		Outstanding		Disbursement		Outstanding		Disbursement		Outstanding		Disbursement	
		No. of a/c	Amount	No. of a/c	Amount	No. of a/c	Amount	No. of a/c	Amount	No. of a/c	Amount	No. of a/c	Amount
1	Allahabad Bank	596	4684.00	115	1019.00	228	2554.00	44	286.00	824	7238.00	159	1305.00
2	Andhra Bank	7871	35465.50	2136	6432.56	2792	49872.44	1167	9077.68	10663	85337.94	3303	15510.24
3	Bank Of Baroda	1203	5125.00	194	1225.00	1045	2500.00	19	1058.00	2248	7625.00	213	2283.00
4	Bank of India	1138	6021.16	96	282.00	0	0.00	0	0.00	1138	6021.16	96	282.00
5	Bank of Maharashtra	294	1372.00	75	134.00	152	1905.00	34	205.00	446	3277.00	109	339.00
6	Canara Bank	3607	19705.82	2917	7904.26	1050	7822.39	183	1471.44	4657	27528.21	3100	9375.70
7	Central Bank of India	1139	3855.00	85	492.00	0	0.00	0	0.00	1139	3855.00	85	492.00
8	Corporation Bank	1113	4579.25	443	783.40	0	0.00	0	0.00	1113	4579.25	443	783.40
9	Dena Bank	205	1436.96	6	38.48	2	28.54	0	0.00	207	1465.50	6	38.48
10	IDBI Bank	1472	9524.16	284	1516.05	5	47.36	2	13.26	1477	9571.52	286	1529.31
11	Indian Bank	1866	17369.46	442	795.34	335	1132.63	16	96.54	2201	18502.09	458	891.88
12	Indian Overseas Bank	1706	8568.58	136	568.95	0	0.00	0	0.00	1706	8568.58	136	568.95
13	Oriental Bank of Commerce	1196	6122.71	428	3154.04	259	2768.18	50	500.00	1455	8890.89	478	3654.04
14	Punjab National Bank	1401	8757.00	572	3726.00	10	3903.00	0	0.00	1411	12660.00	572	3726.00
15	Punjab & Sind Bank	33	286.63	12	114.42	0	0.00	0	0.00	33	286.63	12	114.42
16	Syndicate Bank	3635	16734.49	435	1007.57	129	2487.98	0	0.00	3764	19222.47	435	1007.57
17	UCO Bank	761	2050.50	76	322.78	79	619.00	13	106.00	840	2669.50	89	428.78
18	Union Bank Of India	2365	8856.66	295	565.65	402	6623.34	115	453.35	2767	15480.00	410	1019.00
19	United Bank of India	75	392.01	2	1.51	130	1273.31	84	340.55	205	1665.32	86	342.06
20	Vijaya Bank	1538	8602.25	186	942.13	38	588.95	6	38.48	1576	9191.20	192	980.61
21	State Bank of India	23399	98019.00	4083	14108.00	7961	49115.00	154	814.00	31360	147134.00	4237	14922.00
	PUBLIC SECTOR BANKS TOTAL	56613	267528.14	13018	45133.14	14617	133241.12	1887	14460.30	71230	400769.26	14905	59593.44
22	Axis Bank	1420	7300.99	459	3905.42	5	75.05	0	0.00	1425	7376.03	459	3905.42
23	Bhandhan Bank	0	0.00	0	0.00	0	0.00	0	0.00	0	0.00	0	0.00
24	Catholic Syrian Bank	9	45.11	0	0.00	0	0.00	0	0.00	9	45.11	0	0.00
25	City Union Bank	35	209.65	7	18.15	23	379.84	9	67.83	58	589.49	16	85.98
26	Development Credit Bank	20	49.71	10	24.42	22	148.15	23	78.84	42	197.86	33	103.25
27	Dhanalaxmi Bank	17	109.86	0	0.00	3	60.00	0	0.00	20	169.86	0	0.00
28	Equitas Bank	0	0.00	0	0.00	0	0.00	0	0.00	0	0.00	0	0.00
29	Federal Bank	36	138.00	8	26.00	13	181.00	7	46.00	49	319.00	15	72.00
30	HDFC Bank	146	346.15	15	31.98	5	89.69	1	1.52	151	435.84	16	33.50
31	ICICI Bank	241	908.42	163	658.31	12	155.53	13	178.53	253	1063.96	176	836.85
32	Indusind Bank	0	0.00	0	0.00	0	0.00	0	0.00	0	0.00	0	0.00
33	Jammu & Kashmir Bank	15	76.31	5	44.00	0	0.00	0	0.00	15	76.31	5	44.00
34	Karnataka Bank	67	348.35	9	66.68	165	1402.19	51	1269.43	232	1750.54	60	1336.11
35	Karur Vysya Bank	179	886.00	22	92.00	100	1383.00	0	0.00	279	2269.00	22	92.00
36	KBSLAB	0	0.00	0	0.00	0	0.00	0	0.00	0	0.00	0	0.00
37	Laxmi Vilas Bank	11	93.02	1	2.23	21	215.53	7	55.74	32	308.55	8	57.97
38	Ratnakar Bank	0	0.00	0	0.00	0	0.00	0	0.00	0	0.00	0	0.00
39	South Indian Bank	34	115.00	4	17.40	0	0.00	0	0.00	34	115.00	4	17.40
40	Kotak Mahindra Bank	6	5.37	3	77.23	0	0.00	0	0.00	6	5.37	3	77.23
41	Yes Bank	0	0.00	0	0.00	0	0.00	0	0.00	0	0.00	0	0.00
42	Tamilnadu Mer. Bank	8	49.04	2	4.22	6	41.03	3	19.93	14	90.07	5	24.15
	PRIVATE SECTOR BANKS TOTAL	2244	10680.98	708	4968.03	375	4131.01	114	1717.82	2619	14811.99	822	6685.86
	COMMERCIAL BANKS TOTAL	58857	278209.12	13726	50101.17	14992	137372.13	2001	16178.13	73849	415581.25	15727	66279.30
43	TS Co-op Bank Ltd	926	7316.61	270	2206.32	95	640.49	31	175.00	1021	7957.10	301	2381.32
44	A P Mahesh Co-op Bank	71	630.93	34	100.89	0	0.00	0	0.00	71	630.93	34	100.89
	Co-OPERATIVE BANKS TOTAL	997	7947.54	304	2307.21	95	640.49	31	175.00	1092	8588.03	335	2482.21
45	APGVB	1359	4885.28	172	689.89	0	0.00	0	0.00	1359	4885.28	172	689.89
46	Telangana Grameena Bank	634	1873.76	135	257.28	0	0.00	0	0.00	634	1873.76	135	257.28
	REGIONAL RURAL BANKS TOTAL	1993	6759.04	307	947.17	0	0.00	0	0.00	1993	6759.04	307	947.17
47	APSFC	0	0	0	0	0	0	0	0	0	0.00	0	0.00
	OTHERS TOTAL	0	0.00	0	0.00	0	0.00	0	0.00	0	0.00	0	0.00
	GRAND TOTAL	61847	292915.70	14337	53355.55	15087	138012.62	2032	16353.13	76934	430928.32	16369	69708.68

BANK-WISE TARGETS ALLOCATED FOR THE YEAR 2018-19 - EDUCATION LOANS (PRIORITY SECTOR) POSITION AS AT THE END OF 31/03/19

(Rs. In lac)

Sl.No	Name of the Bank	Targets for 2018-19		Outstandings		Disbursement		Overdue position			NPAs	
		No. of a/c	Amount	No. of a/c	Amount	No. of a/c	Amount	No. of a/c	Amount	Amount	No. of a/c	Amount
1	Allahabad Bank	460	1154.00	596	4684.00	115	1019.00	68	417.45	74.00	21	71.04
2	Andhra Bank	8438	23783.00	7871	35465.50	2136	6432.56	2275	10457.44	2352.42	594	978.49
3	Bank Of Baroda	1200	3052.00	1203	5125.00	194	1225.00	465	2135.00	135.00	79	612.00
4	Bank of India	970	2380.00	1138	6021.16	96	282.00	227	1204.20	144.50	95	201.23
5	Bank of Maharashtra	374	1037.00	294	1372.00	75	134.00	42	295.00	15.00	28	49.00
6	Canara Bank	2239	7056.00	3607	19705.82	2917	7904.26	285	1991.38	116.12	114	493.86
7	Central Bank of India	1642	2900.00	1139	3855.00	85	492.00	306	2005.00	145.00	85	492.00
8	Corporation Bank	1492	2287.00	1113	4579.25	443	783.40	0	0.00	0.00	0	0.00
9	Dena Bank	1350	1230.00	205	1436.96	6	38.48	17	62.15	0.00	0	0.00
10	IDBI Bank	383	1731.00	1472	9524.16	284	1516.05	0	0.00	0.00	12	30.88
11	Indian Bank	1525	2485.00	1866	17369.46	442	795.34	0	0.00	0.00	132	265.37
12	Indian Overseas Bank	1783	3413.00	1706	8568.58	136	568.95	368	1386.47	26.14	178	529.47
13	Oriental Bank of Commerce	323	1285.00	1196	6122.71	428	3154.04	60	298.00	150.00	37	106.22
14	Punjab National Bank	418	2089.00	1401	8757.00	572	3726.00	0	0.00	0.00	64	170.00
15	Punjab & Sind Bank	61	163.00	33	286.63	12	114.42	0	0.00	0.00	1	6.42
16	Syndicate Bank	2460	7091.00	3635	16734.49	435	1007.57	2138	7876.19	7420.65	1944	7198.08
17	UCO Bank	283	1079.00	761	2050.50	76	322.78	0	0.00	0.00	0	0.00
18	Union Bank Of India	524	2421.00	2365	8856.66	295	565.65	56	91.33	193.30	746	45.66
19	United Bank of India	157	529.00	75	392.01	2	1.51	6	9.20	7.93	5	7.73
20	Vijaya Bank	631	2945.00	1538	8602.25	186	942.13	418	1503.98	1223.10	262	280.88
21	State Bank of India	19382	46822.00	23399	98019.00	4083	14108.00	4810	17671.00	7217.00	1260	2233.00
	PUBLIC SECTOR BANKS TOTAL	46095	116932.00	56613	267528.14	13018	45133.14	11541	47403.79	19220.16	5657	13771.33
22	Axis Bank	1767	3590.00	1420	7300.99	459	3905.42	104	386.90	4.86	52	156.17
23	Bhandhan Bank	40	103.00	0	0.00	0	0.00	0	0.00	0.00	0	0.00
24	Catholic Syrian Bank	35	63.00	9	45.11	0	0.00	0	0.00	0.00	0	0.00
25	City Union Bank	282	351.00	35	209.65	7	18.15	10	58.75	5.90	4	25.89
26	Development Credit Bank	108	313.00	20	49.71	10	24.42	4	15.64	0.83	2	5.93
27	Dhanalaxmi Bank	78	192.00	17	109.86	0	0.00	0	0.00	0.00	0	0.00
28	Federal Bank	163	483.00	36	138.00	8	26.00	4	5.00	5.00	2	2.00
29	HDFC Bank	2921	7186.00	146	346.15	15	31.98	6	5.19	0.48	7	11.73
30	ICICI Bank	2685	5245.00	241	908.42	163	658.31	0	0.00	0.00	10	9.31
31	Indusind Bank	86	283.00	0	0.00	0	0.00	0	0.00	0.00	0	0.00
32	Jammu & Kashmir Bank	50	95.00	15	76.31	5	44.00	0	0.00	0.00	0	0.00
33	Karnataka Bank	119	596.00	67	348.35	9	66.68	1	0.09	0.09	1	0.09
34	Karur Vysya Bank	378	1624.00	179	886.00	22	92.00	5	30.00	30.00	1	2.00
35	KBSLAB	143	574.00	0	0.00	0	0.00	0	0.00	0.00	0	0.00
36	Laxmi Vilas Bank	226	804.00	11	93.02	1	2.23	4	64.37	10.67	0	0.00
37	Ratnakar Bank	60	52.00	0	0.00	0	0.00	0	0.00	0.00	0	0.00
38	South Indian Bank	289	1278.00	34	115.00	4	17.40	0	0.00	0.00	0	0.00
39	Kotak Mahindra Bank	453	2102.00	6	5.37	3	77.23	0	0.00	0.00	6	6.08
40	Yes Bank & Others	56	259.00	0	0.00	0	0.00	0	0.00	0.00	0	0.00
41	Tamilnadu Mer. Bank	26	128.00	8	49.04	2	4.22	0	0.00	0.00	0	0.00
	PRIVATE SECTOR BANKS TOTAL	9965	25321.00	2244	10680.98	708	4968.03	138	565.95	57.83	85	219.20
	COMMERCIAL BANKS TOTAL	56060	142253.00	58857	278209.12	13726	50101.17	11679	47969.74	19277.99	5742	13990.53
42	TS Co-op Apex Bank	2638	10358.00	926	7316.61	270	2206.32	39	58.14	55.33	19	206.15
43	A P Mahesh Co-op Bank	299	1752.00	71	630.93	34	100.89	0	0.00	0.00	0	0.00
	Co-OPERATIVE BANKS TOTAL	2937	12110.00	997	7947.54	304	2307.21	39	58.14	55.33	19	206.15
44	APGVB	4261	15504.00	1359	4885.28	172	689.89	321	576.14	251.79	176	213.35
45	Telangana Grameena Bank	832	9966.00	634	1873.76	135	257.28	189	347.08	91.63	123	136.70
	REGIONAL RURAL BANKS TOTAL	5093	25470.00	1993	6759.04	307	947.17	510	923.22	343.42	299	350.05
46	APSFC	0	0.00	0	0.00	0	0.00	0	0.00	0.00	0	0.00
	OTHERS TOTAL	0	0.00	0	0.00	0	0.00	0	0.00	0.00	0	0.00
	GRAND TOTAL	64090	179833.00	61847	292915.70	14337	53355.55	12228	48951.10	19676.74	6060	14546.73

EXPORT CREDIT - BANK-WISE OUTSTANDING AS ON 31/03/19

(Rs. In lac)

Sl.No	Name of the Bank	Outstandings		Disbursement	
		No. of A/c.	Amount	No. of A/c.	Amount
1	Allahabad Bank	0	0.00	0	0.00
2	Andhra Bank	0	0.00	0	0.00
3	Bank Of Baroda	0	0.00	0	0.00
4	Bank of India	9	340.86	0	0.00
5	Bank of Maharashtra	1	142.00	1	142.00
6	Canara Bank	0	0.00	0	0.00
7	Central Bank of India	0	0.00	0	0.00
8	Corporation Bank	0	0.00	0	0.00
9	Dena Bank	0	0.00	0	0.00
10	IDBI Bank	0	0.00	0	0.00
11	Indian Bank	0	0.00	0	0.00
12	Indian Overseas Bank	0	0.00	0	0.00
13	Oriental Bank of Commerce	0	0.00	0	0.00
14	Punjab National Bank	4	0.00	1	39.00
15	Punjab & Sind Bank	0	0.00	0	0.00
16	Syndicate Bank	0	0.00	0	0.00
17	UCO Bank	0	0.00	0	0.00
18	Union Bank Of India	0	0.00	0	0.00
19	United Bank of India	0	0.00	0	0.00
20	Vijaya Bank	0	0.00	0	0.00
21	State Bank of India	229	12291.00	0	0.00
	PUBLIC SECTOR BANKS TOTAL	243	12773.86	2	181.00
22	Axis Bank	0	0.00	0	0.00
23	Bhandhan Bank	0	0.00	0	0.00
24	Catholic Syrian Bank	0	0.00	0	0.00
25	City Union Bank	0	0.00	0	0.00
26	Development Credit Bank	0	0.00	0	0.00
27	Dhanalaxmi Bank	0	0.00	0	0.00
28	Equitas Bank	0	0.00	0	0.00
29	Federal Bank	0	0.00	0	0.00
30	HDFC Bank	0	0.00	0	0.00
31	ICICI Bank	0	0.00	4	670.82
32	Indusind Bank	0	0.00	0	0.00
33	Jammu & Kashmir Bank	0	0.00	0	0.00
34	Karnataka Bank	0	0.00	0	0.00
35	Karur Vysya Bank	0	0.00	0	0.00
36	KBSLAB	0	0.00	0	0.00
37	Laxmi Vilas Bank	0	0.00	0	0.00
38	Ratnakar Bank	0	0.00	0	0.00
39	South Indian Bank	0	0.00	0	0.00
40	Kotak Mahindra Bank	11	1276.62	48	2352.43
41	Yes Bank	0	0.00	1	35.00
42	Tamilnadu Mer. Bank	0	0.00	0	0.00
	PRIVATE SECTOR BANKS TOTAL	11	1276.62	53	3058.25
	COMMERCIAL BANKS TOTAL	254	14050.48	55	3239.25
43	TS Co-op Apex Bank	0	0.00	0	0.00
44	A P Mahesh Co-op Bank	0	0.00	0	0.00
	Co-OPERATIVE BANKS TOTAL	0	0.00	0	0.00
45	APGVB	0	0.00	0	0.00
46	Telangana Grameena Bank	0	0.00	0	0.00
	REGIONAL RURAL BANKS TOTAL	0	0.00	0	0.00
47	APSFC	0	0.00	0	0.00
	OTHERS TOTAL	0	0.00	0	0.00
	GRAND TOTAL	254	14050.48	55	3239.25

BANK-WISE ADVANCES TO MINORITIES AS ON 31/03/19

(Rs. In lac)

Sl.No	Name of the Bank	Outstanding		Disbursement		Overdue			NPAs	
		No. of a/c	Amount	No. of a/c	Amount	No. of a/c	Total Balance in overdue	Actual overdue amount	No. of a/c	Amount
1	Allahabad Bank	1835	6057.00	559	1658.00	98	896.00	81.00	14	101.00
2	Andhra Bank	57399	129832.27	35994	80182.80	26974	63021.21	49885.15	4474	25943.76
3	Bank Of Baroda	2561	5992.00	1241	552.00	0	0.00	0.00	0	0.00
4	Bank of India	1329	3875.61	216	754.79	265	775.00	93.00	185	385.62
5	Bank of Maharashtra	1017	2104.00	186	217.00	126	328.00	222.00	95	226.00
6	Canara Bank	26656	42030.44	3321	5070.22	849	3654.22	2861.19	1225	2126.11
7	Central Bank of India	5574	11952.52	0	0.00	0	0.00	0.00	0	0.00
8	Corporation Bank	0	0.00	0	0.00	0	0.00	0.00	0	0.00
9	Dena Bank	1362	3315.44	9	14.40	0	0.00	0.00	0	0.00
10	IDBI Bank	1818	8544.20	913	2561.91	0	0.00	0.00	103	224.56
11	Indian Bank	236	1234.65	0	0.00	0	0.00	0.00	38	68.34
12	Indian Overseas Bank	20741	17848.40	2653	2046.40	8814	923.30	150.38	5810	8851.82
13	Oriental Bank of Commerce	558	3077.10	71	254.97	0	0.00	0.00	37	457.81
14	Punjab National Bank	2424	24450.00	858	3640.00	0	0.00	0.00	0	0.00
15	Punjab & Sind Bank	0	0.00	0	0.00	0	0.00	0.00	0	0.00
16	Syndicate Bank	4812	10765.81	573	1144.78	178	639.00	627.00	170	617.03
17	UCO Bank	5287	9970.00	167	194.00	2463	2642.00	902.00	1831	1634.00
18	Union Bank Of India	5423	10486.66	366	712.20	2612	5598.99	203.30	1912	2675.55
19	United Bank of India	45	28.84	11	17.20	0	0.00	0.00	0	0.00
20	Vijaya Bank	3484	6024.48	1635	1826.52	1047	1513.49	772.56	655	740.93
21	State Bank of India	682393	609752.00	3211	3049.00	52163	128311.00	52413.00	65300	74314.00
	PUBLIC SECTOR BANKS TOTAL	824954	907341.42	51984	103896.19	95589	208302.21	108210.58	81849	118366.53
22	Axis Bank	1376	8646.88	257	1397.66	0	0.00	0.00	0	0.00
23	Bhandhan Bank	1892	293	1880	330	0	0	0	0	0
24	Catholic Syrian Bank	0	0.00	0	0.00	0	0.00	0.00	0	0.00
25	City Union Bank	711	796.25	983	4755.41	164	352.93	137.72	3	78.09
26	Development Credit Bank	284	3464.42	65	804.00	49	693.47	15.73	5	17.22
27	Dhanalaxmi Bank	152	350.00	12	34.00	0	0.00	0.00	0	0.00
28	Equitas Bank	503	1487.00	174	886.00	0	0.00	0.00	0	0.00
29	Federal Bank	1148	7071.00	969	3529.00	480	448.00	1926.00	20	0.00
30	HDFC Bank	10927	22965.34	5626	8221.77	911	2128.13	244.35	358	624.22
31	ICICI Bank	6381	27774.75	4940	14700.76	0	0.00	0.00	102	278.51
32	Indusind Bank	6485	6830.53	2680	4188.92	0	0.00	0.00	0	0.00
33	Jammu & Kashmir Bank	130	1230.00	14	214.90	2	12.79	12.79	4	10.28
34	Karnataka Bank	226	1080.99	96	484.99	13	51.50	51.50	13	51.50
35	Karur Vysya Bank	0	0.00	0	0.00	0	0.00	0.00	0	0.00
36	KBSLAB	0	0.00	0	0.00	0	0.00	0.00	0	0.00
37	Laxmi Vilas Bank	708	3884.99	468	1673.85	273	903.94	329.24	47	369.43
38	Ratnakar Bank	264	909.00	171	714.00	27	38.00	38.00	3	5.00
39	South Indian Bank	560	463.00	0	0.00	0	0.00	0.00	0	0.00
40	Kotak Mahindra Bank	658	4722.15	203	1316.93	0	0.00	0.00	30	111.04
41	Yes Bank	292	6448.00	261	11325.00	0	0.00	0.00	0	0.00
42	Tamilnadu Mer. Bank	212	486.85	275	621.08	0	0.00	0.00	0	0.00
	PRIVATE SECTOR BANKS TOTAL	32909	98904.03	19074	55197.87	1919	4628.76	2755.33	585	1545.28
	COMMERCIAL BANKS TOTAL	857863	1006245.45	71058	159094.06	97508	212930.97	110965.91	82434	119911.81
43	TS Co-op Apex Bank	38723	22358.26	24296	13942.65	962	195.60	193.13	9169	729.94
44	A P Mahesh Co-op Bank	2379	3443.00	31	97.00	15	400.00	250.00	12	130.00
	Co-OPERATIVE BANKS TOTAL	41102	25801.26	24327	14039.65	977	595.60	443.13	9181	859.94
45	APGVB	65761	74082.39	38812	37481.32	19584	11546.25	2416.57	984	596.41
46	Telangana Grameena Bank	68502	64837.23	12666	15102.84	18583	15041.77	11144.55	3560	1509.20
	REGIONAL RURAL BANKS TOTAL	134263	138919.62	51478	52584.16	38167	26588.02	13561.12	4544	2105.61
47	APSFC	0	0.00	0	0.00	0	0.00	0.00	0	0.00
	OTHERS TOTAL	0	0.00	0	0.00	0	0.00	0.00	0	0.00
	GRAND TOTAL	1033228	1170966.33	146863	225717.87	136652	240114.59	124970.17	96159	122877.36

BANK-WISE ADVANCES TO WEAKER SECTIONS AS ON 31/03/19

Sl.No	Name of the Bank	Outstanding		Disbursement		Overdue			NPAs	
		No. of a/c	Amount	No. of a/c	Amount	No. of a/c	Total Balance in overdue accounts	Actual overdue amount	No. of a/c	Amount
1	Allahabad Bank	1509	3919.00	657	1594.00	141	628.00	98.00	21	86.00
2	Andhra Bank	737191	743197.41	490843	493970.20	407617	362306.27	162815.16	25270	16003.87
3	Bank Of Baroda	20276	5985.00	3154	598.00	0	0.00	0.00	0	0.00
4	Bank of India	21847	25070.50	1329	1783.75	4369	5014.00	601.68	2032	259.63
5	Bank of Maharashtra	10897	9068.00	1699	1719.00	1278	989.00	434.00	1135	836.00
6	Canara Bank	140247	149221.75	5926	8512.71	9963	12989.26	9862.11	8982	8324.19
7	Central Bank of India	21210	47456.28	4121	7844.75	0	0.00	0.00	0	0.00
8	Corporation Bank	38677	54349.86	21897	22918.06	0	0.00	0.00	0	0.00
9	Dena Bank	3872	3327.48	11	30.30	0	0.00	0.00	0	0.00
10	IDBI Bank	15732	36970.55	8995	19641.70	0	0.00	0.00	914	1248.88
11	Indian Bank	46545	39930.00	2875	1917.00	0	0.00	0.00	684	242.65
12	Indian Overseas Bank	9086	8834.52	1077	822.11	4403	3763.69	515.00	3678	3371.19
13	Oriental Bank of Commerce	2601	9412.46	1741	3629.13	0	0.00	0.00	112	712.28
14	Punjab National Bank	40108	41580.00	14655	17709.00	0	0.00	0.00	0	0.00
15	Punjab & Sind Bank	0	0.00	0	0.00	0	0.00	0.00	0	0.00
16	Syndicate Bank	55679	53878.34	6159	7077.25	4592	5855.97	5566.57	4176	5329.85
17	UCO Bank	4794	4039.35	203	233.50	2144	1634.00	928.00	1608	1192.00
18	Union Bank Of India	109122	128113.00	6426	7712.22	19566	10156.60	3129.30	13456	4389.90
19	United Bank of India	68	443.30	37	42.30	0	0.00	0.00	0	0.00
20	Vijaya Bank	62470	59110.43	0	0.00	0	0.00	0.00	0	0.00
21	State Bank of India	1353899	1314363.00	3369	3472.00	30757	60510.00	24733.00	139872	97030.00
	PUBLIC SECTOR BANKS TOTAL	2695830	2738270.23	575174	601226.98	484830	463846.79	208682.82	201940	139026.44
22	Axis Bank	0	0.00	0	0.00	0	0.00	0.00	0	0.00
23	Bhandhan Bank	6063	986.12	6033	1091.24	0	0.00	0.00	0	0.00
24	Catholic Syrian Bank	0	0.00	0	0.00	0	0.00	0.00	0	0.00
25	City Union Bank	8512	6162.26	9822	6766.12	1494	1038.40	974.35	4	3.09
26	Development Credit Bank	4317	9886.87	3287	5843.28	1027	1990.22	261.52	86	232.61
27	Dhanalaxmi Bank	0	0.00	0	0.00	1	0.00	0.00	0	0.00
28	Equitas Bank	6	16.00	0	0.00	0	0.00	0.00	0	0.00
29	Federal Bank	5248	10639.00	4700	8201.00	3908	6813.00	6817.00	11	100.00
30	HDFC Bank	55843	97988.80	35262	42474.38	3983	9652.16	1589.09	1671	1616.20
31	ICICI Bank	77076	173792.44	70790	122246.86	0	0.00	0.00	665	7178.33
32	Indusind Bank	51117	59892.05	20264	30863.59	0	0.00	0.00	3248	770.57
33	Jammu & Kashmir Bank	0	0.00	0	0.00	0	0.00	0.00	0	0.00
34	Karnataka Bank	0	0.00	0	0.00	0	0.00	0.00	0	0.00
35	Karur Vysya Bank	0	0.00	0	0.00	0	0.00	0.00	0	0.00
36	KBSLAB	0	0.00	0	0.00	0	0.00	0.00	0	0.00
37	Laxmi Vilas Bank	0	0.00	0	0.00	0	0.00	0.00	0	0.00
38	Ratnakar Bank	630	1785.00	302	1154.00	119	161.00	161.00	22	35.00
39	South Indian Bank	508	695.00	0	0.00	0	0.00	0.00	0	0.00
40	Kotak Mahindra Bank	10797	29041.92	3512	11220.67	0	0.00	0.00	2009	635.89
41	Yes Bank	300	6465.00	90	3239.00	0	0.00	0.00	0	0.00
42	Tamilnadu Mer. Bank	2202	2063.81	2664	2430.50	1	0.85	0.85	1	0.81
	PRIVATE SECTOR BANKS TOTAL	222619	399414.27	156726	235530.63	10533	19655.63	9803.82	7717	10572.50
	COMMERCIAL BANKS TOTAL	2918449	3137684.50	731900	836757.61	495363	483502.42	218486.64	209657	149598.94
43	TS Co-op Apex Bank	285228	147929.03	275148	145467.57	6623	6224.37	1335.81	6892	1781.39
44	A P Mahesh Co-op Bank	3460	3464.00	34	83.00	46	752.00	591.50	27	470.00
	Co-OPERATIVE BANKS TOTAL	288688	151393.03	275182	145550.57	6669	6976.37	1927.31	6919	2251.39
45	APGVB	718961	910939.70	482253	451236.68	194561	123560.21	23714.82	17845	7945.62
46	Telangana Grameena Bank	339910	382763.69	78634	103189.42	101517	84603.14	72195.94	21605	9372.96
	REGIONAL RURAL BANKS TOTAL	1058871	1293703.39	560887	554426.10	296078	208163.35	95910.76	39450	17318.58
47	APSFC	0	0.00	0	0.00	0	0.00	0.00	0	0.00
	OTHERS TOTAL	0	0.00	0	0.00	0	0.00	0.00	0	0.00
	GRAND TOTAL	4266008	4582780.91	1567969	1536734.28	798110	698642.13	316324.71	256026	169168.91

BANK-WISE ADVANCES TO SC/STs AS ON 31/03/19

(Rs. In lac)


Sl.No	Name of the Bank	Outstanding		Disbursement		Overdue			NPAs	
		No. of a/c	Amount	No. of a/c	Amount	No. of a/c	Total Balance in overdue accounts	Actual overdue amount	No. of a/c	Amount
1	Allahabad Bank	1924	2686.00	432	1752.00	102	421.00	108.00	29	102.00
2	Andhra Bank	127243	134859.23	87394	82879.76	68072	63205.23	27502.47	5364	3923.50
3	Bank Of Baroda	38861	4325.00	1500	858.00	0	0.00	0.00	0	0.00
4	Bank of India	4232	5680.62	224	463.71	846	1136.00	136.32	603	1023.52
5	Bank of Maharashtra	5824	7053.00	753	691.00	0	0.00	0.00	0	0.00
6	Canara Bank	32107	35005.27	4621	6329.90	4296	3099.11	2326.21	1019	1599.99
7	Central Bank of India	17539	16586.35	0	0.00	0	0.00	0.00	0	0.00
8	Corporation Bank	0	0.00	0	0.00	0	0.00	0.00	0	0.00
9	Dena Bank	1049	1533.92	5	5.00	0	0.00	0.00	0	0.00
10	IDBI Bank	2538	7875.02	794	2599.97	0	0.00	0.00	239	279.43
11	Indian Bank	96125	90490.00	10425	6704.00	0	0.00	0.00	1258	342.25
12	Indian Overseas Bank	19484	32619.17	928	1622.24	5822	5603.82	681.86	4883	4800.83
13	Oriental Bank of Commerce	486	2889.61	60	220.00	0	0.00	0.00	26	66.78
14	Punjab National Bank	9075	8990.00	1729	1879.01	0	0.00	0.00	0	0.00
15	Punjab & Sind Bank	14	115.50	15	120.00	0	0.00	0.00	0	0.00
16	Syndicate Bank	7621	12531.29	905	1819.41	417	433.00	415.55	382	401.63
17	UCO Bank	4558	4932.50	254	300.50	2196	1486.00	1333.00	1720	1401.00
18	Union Bank Of India	15899	15162.20	2323	3883.10	5465	3826.30	303.30	4355	1396.30
19	United Bank of India	323	967.23	70	125.97	0	0.00	0.00	0	0.00
20	Vijaya Bank	6407	5844.77	3317	2509.83	1745	1597.90	969.93	734	627.97
21	State Bank of India	571981	351486.00	2459	1957.00	88018	100744.00	41172.00	62964	25927.00
	PUBLIC SECTOR BANKS TOTAL	963290	741632.68	118208	116720.40	176979	181552.36	74948.64	83576	41892.20
22	Axis Bank	2198	8801.02	213	922.28	0	0.00	0.00	0	0.00
23	Bhandhan Bank	22	22.33	14	5.45	0	0.00	0.00	0	0.00
24	Catholic Syrian Bank	0	0.00	0	0.00	0	0.00	0.00	0	0.00
25	City Union Bank	15	215.23	11	90.49	5	49.52	2.03	1	2.07
26	Development Credit Bank	60	476.51	32	136.50	12	63.87	13.87	4	11.81
27	Dhanalaxmi Bank	0	0.00	0	0.00	0	0.00	0.00	0	0.00
28	Equitas Bank	1	1.00	0	0.00	0	0.00	0.00	0	0.00
29	Federal Bank	235	632.00	264	376.00	119	6.00	323.00	6	0.00
30	HDFC Bank	2233	9565.23	442	2256.38	264	1246.57	149.45	58	156.33
31	ICICI Bank	10329	36378.37	7828	20831.89	0	0.00	0.00	177	548.61
32	Indusind Bank	16007	38264.09	7383	21908.58	0	0.00	0.00	1040	390.38
33	Jammu & Kashmir Bank	0	0.00	0	0.00	0	0.00	0.00	0	0.00
34	Karnataka Bank	80	455.58	33	329.86	11	12.01	12.01	11	12.01
35	Karur Vysya Bank	0	0.00	0	0.00	0	0.00	0.00	0	0.00
36	KBSLAB	0	0.00	0	0.00	0	0.00	0.00	0	0.00
37	Laxmi Vilas Bank	301	283.25	258	233.91	205	198.84	4.74	25	23.60
38	Ratnakar Bank	296	673.00	76	320.00	66	46.00	46.00	18	30.00
39	South Indian Bank	90	92.00	0	0.00	0	0.00	0.00	0	0.00
40	Kotak Mahindra Bank	3164	11252.10	1274	4198.74	0	0.00	0.00	37	78.40
41	Yes Bank	6	171.00	3	59.00	0	0.00	0.00	0	0.00
42	Tamilnadu Mer. Bank	125	122.10	144	109.13	1	0.85	0.85	1	0.81
	PRIVATE SECTOR BANKS TOTAL	35162	107404.80	17975	51778.21	683	1623.66	551.95	1378	1254.02
	COMMERCIAL BANKS TOTAL	998452	849037.48	136183	168498.61	177662	183176.02	75500.59	84954	43146.22
43	TS Co-op Apex Bank	166097	94761.50	150516	76423.19	5181	5048.42	771.30	6304	1630.08
44	A P Mahesh Co-op Bank	68	364.00	21	33.00	5	10.00	6.00	2	5.00
	Co-OPERATIVE BANKS TOTAL	166165	95125.50	150537	76456.19	5186	5058.42	777.30	6306	1635.08
45	APGVB	160700	195740.32	97912	97581.82	35896	24352.69	5649.74	3521	2036.57
46	Telangana Grameena Bank	203136	222918.81	36456	50437.26	58218	46834.61	40097.09	12293	5004.20
	REGIONAL RURAL BANKS TOTAL	363836	418659.13	134368	148019.08	94114	71187.30	45746.83	15814	7040.77
47	APSFC	0	0.00	0	0.00	0	0.00	0.00	0	0.00
	OTHERS TOTAL	0	0.00	0	0.00	0	0.00	0.00	0	0.00
	GRAND TOTAL	1528453	1362822.10	421088	392973.88	276962	259421.74	122024.72	107074	51822.07

BANK-WISE ADVANCES TO WOMEN AS ON 31/03/19

Sl.No	Name of the Bank	Outstanding		Disbursement		Overdue			NPAs	
		No. of a/c	Amount	No. of a/c	Amount	No. of a/c	Total Balance in overdue accounts	Actual overdue amount	No. of a/c	Amount
1	Allahabad Bank	3135	89056.00	893	32404.00	128	508.00	78.00	26	89.00
2	Andhra Bank	336544	540318.26	260773	322070.58	161682	229577.63	70204.40	14602	15944.18
3	Bank Of Baroda	14856	33925.00	2015	1025.00	0	0.00	0.00	0	0.00
4	Bank of India	5419	3094.21	242	233.18	1083	618.80	128.00	805	485.56
5	Bank of Maharashtra	6186	7421.00	881	996.00	0	0.00	0.00	0	0.00
6	Canara Bank	60182	138734.79	20394	29220.27	4495	4962.81	3985.16	3926	3812.65
7	Central Bank of India	25452	56947.53	4946	9413.70	0	0.00	0.00	0	0.00
8	Corporation Bank	0	0.00	0	0.00	0	0.00	0.00	0	0.00
9	Dena Bank	2177	6270.45	37	108.28	0	0.00	0.00	0	0.00
10	IDBI Bank	7757	32077.16	4469	14646.72	0	0.00	0.00	352	936.04
11	Indian Bank	19450	14540.00	1665	1084.28	0	0.00	0.00	254	116.34
12	Indian Overseas Bank	602	678.67	555	1251.98	286	8.90	2.06	230	7.21
13	Oriental Bank of Commerce	3917	8118.86	1671	9513.77	0	0.00	0.00	62	176.70
14	Punjab National Bank	18715	58394.00	9148	27721.00	0	0.00	0.00	0	0.00
15	Punjab & Sind Bank	2	23.00	2	23.00	0	0.00	0.00	0	0.00
16	Syndicate Bank	41976	54926.34	7025	27888.86	2024	5814.58	4743.82	1869	5675.32
17	UCO Bank	7232	7140.00	530	714.00	4212	2369.00	1297.00	2802	1501.00
18	Union Bank Of India	11855	3386.60	721	258.80	6924	1550.05	184.49	5855	1201.31
19	United Bank of India	638	9370.31	95	643.19	0	0.00	0.00	0	0.00
20	Vijaya Bank	29316	87148.45	17306	24774.51	5339	17632.08	6439.22	2241	11192.86
21	State Bank of India	941514	549157.00	4387	3145.00	160051	148419.00	60631.00	95663	50705.00
	PUBLIC SECTOR BANKS TOTAL	1536925	1700727.63	337755	507136.12	346224	411460.85	147693.15	128687	91843.17
22	Axis Bank	20155	33909.20	3819	24615.33	0	0.00	0.00	0	0.00
23	Bhandhan Bank	6070	1058.62	6041	1166.32	0	0.00	0.00	0	0.00
24	Catholic Syrian Bank	0	0.00	0	0.00	0	0.00	0.00	0	0.00
25	City Union Bank	1708	1075.82	1831	1118.64	242	136.33	129.08	0	0.00
26	Development Credit Bank	1396	6825.50	908	2844.08	273	1016.12	104.30	18	125.49
27	Dhanalaxmi Bank	938	3254.19	264	701.31	0	0.00	0.00	0	0.00
28	Equitas Bank	176	505.00	60	441.00	0	0.00	0.00	0	0.00
29	Federal Bank	7086	28085.00	9811	20519.00	4344	598.00	8257.00	42	0.00
30	HDFC Bank	123791	339051.71	67477	216134.95	4105	8209.95	957.78	1601	2485.13
31	ICICI Bank	39571	276404.93	22676	122572.15	0	0.00	0.00	1172	1440.51
32	Indusind Bank	46040	73461.96	0	0.00	0	0.00	0.00	0	0.00
33	Jammu & Kashmir Bank	46	488.00	2	0.30	1	11.26	11.26	4	16.79
34	Karnataka Bank	955	6554.75	554	4063.09	18	97.89	97.89	18	97.89
35	Karur Vysya Bank	0	0.00	0	0.00	0	0.00	0.00	0	0.00
36	KBSLAB	0	0.00	0	0.00	0	0.00	0.00	0	0.00
37	Laxmi Vilas Bank	1258	2477.97	1142	1802.75	921	1505.86	58.51	12	6.10
38	Ratnakar Bank	549	2318.00	285	1489.00	84	77.00	77.00	14	27.00
39	South Indian Bank	0	0.00	0	0.00	0	0.00	0.00	0	0.00
40	Kotak Mahindra Bank	0	0.00	0	0.00	0	0.00	0.00	0	0.00
41	Yes Bank	1350	15672.00	116	9038.00	0	0.00	0.00	0	0.00
42	Tamilnadu Mer. Bank	544	969.65	667	974.28	10	5.87	5.87	10	5.48
	PRIVATE SECTOR BANKS TOTAL	251633	792112.31	115653	407480.19	9998	11658.28	9698.70	2891	4204.39
	COMMERCIAL BANKS TOTAL	1788558	2492839.94	453408	914616.31	356222	423119.13	157391.85	131578	96047.56
43	TS Co-op Apex Bank	154220	94788.49	125832	69850.38	4180	3677.72	622.49	9218	1181.50
44	A P Mahesh Co-op Bank	4565	10074.00	143	643.00	149	1004.00	748.00	117	710.00
	Co-OPERATIVE BANKS TOTAL	158785	104862.49	125975	70493.38	4329	4681.72	1370.49	9335	1891.50
45	APGVB	444560	566960.45	306336	270983.36	112867	81526.74	14862.88	10452	3562.18
46	Telangana Grameena Bank	45939	49990.10	9301	11512.41	12499	9366.92	6621.05	2608	1032.61
	REGIONAL RURAL BANKS TOTAL	490499	616950.55	315637	282495.77	125366	90893.66	21483.93	13060	4594.79
47	APSFC	0	0.00	0	0.00	0	0.00	0.00	0	0.00
	OTHERS TOTAL	0	0.00	0	0.00	0	0.00	0.00	0	0.00
	GRAND TOTAL	2437842	3214652.98	895020	1267605.45	485917	518694.51	180246.27	153973	102533.85

Sl.No	Name of the Bank	Outstanding		Disbursement		Overdue			NPAs	
		No. of a/c	Amount	No. of a/c	Amount	No. of a/c	Total Balance in overdue accounts	Actual overdue amount	No. of a/c	Amount
1	Allahabad Bank	1	1.00	5	9.00	0	0.00	0.00	0	0.00
2	Andhra Bank	120	36.29	24	3.65	57	5.79	6.81	22	3.09
3	Bank Of Baroda	0	0.00	0	0.00	0	0.00	0.00	0	0.00
4	Bank of India	1	1.20	0	0.00	0	0.00	0.00	1	1.20
5	Bank of Maharashtra	1	1.00	0	0.00	0	0.00	0.00	0	0.00
6	Canara Bank	2144	221.04	1274	162.50	471	46.22	5.25	182	26.86
7	Central Bank of India	0	0.00	0	0.00	0	0.00	0.00	0	0.00
8	Corporation Bank	0	0.00	0	0.00	0	0.00	0.00	0	0.00
9	Dena Bank	0	0.00	0	0.00	0	0.00	0.00	0	0.00
10	IDBI Bank	0	0.00	0	0.00	0	0.00	0.00	0	0.00
11	Indian Bank	18	2.00	18	2.00	0	0.00	0.00	12	32.65
12	Indian Overseas Bank	131	10.79	12	1.82	278	8.62	2.45	223	6.75
13	Oriental Bank of Commerce	0	0.00	0	0.00	0	0.00	0.00	0	0.00
14	Punjab National Bank	58	2.00	61	0.20	0	0.00	0.00	0	0.00
15	Punjab & Sind Bank	0	0.00	0	0.00	0	0.00	0.00	0	0.00
16	Syndicate Bank	43	28.88	2	5.00	4	3.00	2.85	4	2.89
17	UCO Bank	399	210.12	0	0.00	240	178.00	60.00	136	90.00
18	Union Bank Of India	22	3.08	0	0.00	18	6.24	6.24	18	6.24
19	United Bank of India	0	0.00	0	0.00	0	0.00	0.00	0	0.00
20	Vijaya Bank	0	0.00	0	0.00	0	0.00	0.00	0	0.00
21	State Bank of India	12587	2238.00	61	18.00	3001	183.00	77.00	3847	351.00
	PUBLIC SECTOR BANKS TOTAL	15525	2755.40	1457	202.17	4069	430.87	160.60	4445	520.68
22	Axis Bank	0	0.00	0	0.00	0	0.00	0.00	0	0.00
23	Bhandhan Bank	0	0	0	0	0	0	0	0	0
24	Catholic Syrian Bank	0	0.00	0	0.00	0	0.00	0.00	0	0.00
25	City Union Bank	0	0.00	0	0.00	0	0.00	0.00	0	0.00
26	Development Credit Bank	0	0.00	0	0.00	0	0.00	0.00	0	0.00
27	Dhanalaxmi Bank	0	0.00	0	0.00	0	0.00	0.00	0	0.00
28	Equitas Bank	0	0.00	0	0.00	0	0.00	0.00	0	0.00
29	Federal Bank	0	0.00	0	0.00	0	0.00	0.00	0	0.00
30	HDFC Bank	0	0.00	0	0.00	0	0.00	0.00	0	0.00
31	ICICI Bank	0	0.00	0	0.00	0	0.00	0.00	0	0.00
32	Indusind Bank	0	0.00	0	0.00	0	0.00	0.00	0	0.00
33	Jammu & Kashmir Bank	6	0.72	3	0.45	0	0.00	0.00	0	0.00
34	Karnataka Bank	0	0.00	0	0.00	0	0.00	0.00	0	0.00
35	Karur Vysya Bank	0	0.00	0	0.00	0	0.00	0.00	0	0.00
36	KBSLAB	0	0.00	0	0.00	0	0.00	0.00	0	0.00
37	Laxmi Vilas Bank	0	0.00	0	0.00	0	0.00	0.00	0	0.00
38	Ratnakar Bank	0	0.00	0	0.00	0	0.00	0.00	0	0.00
39	South Indian Bank	0	0.00	0	0.00	0	0.00	0.00	0	0.00
40	Kotak Mahindra Bank	0	0.00	0	0.00	0	0.00	0.00	0	0.00
41	Yes Bank	0	0.00	0	0.00	0	0.00	0.00	0	0.00
42	Tamilnadu Mer. Bank	10	0.35	0	0.00	0	0.00	0.00	0	0.00
	PRIVATE SECTOR BANKS TOTAL	16	1.07	3	0.45	0	0.00	0.00	0	0.00
	COMMERCIAL BANKS TOTAL	15541	2756.47	1460	202.62	4069	430.87	160.60	4445	520.68
43	TS Co-op Apex Bank	0	0	0	0	0	0	0	0	0
44	A P Mahesh Co-op Bank	0	0.00	0	0.00	0	0.00	0.00	0	0.00
	Co-OPERATIVE BANKS TOTAL	0	0.00	0	0.00	0	0.00	0.00	0	0.00
45	APGVB	0	0.00	0	0.00	0	0.00	0.00	0	0.00
46	Telangana Grameena Bank	0	0	0	0	0	0	0	0	0
	REGIONAL RURAL BANKS TOTAL	0	0.00	0	0.00	0	0.00	0.00	0	0.00
47	APSFC	0	0.00	0	0.00	0	0.00	0.00	0	0.00
	OTHERS TOTAL	0	0.00	0	0.00	0	0.00	0.00	0	0.00
	GRAND TOTAL	15541	2756.47	1460	202.62	4069	430.87	160.60	4445	520.68

SLBC TELANGANA

CONVENOR : 

ANNEXURE 21

BANK-WISE SHG BANK LINKAGE AS ON 31/03/19

(Rs. In lac)

Sl.No	Name of the Bank	Outstanding		Disbursement		Overdue Position			NPAs position	
		No. of a/c	Amount	No. of a/c	Amount	No. of a/c	Total Balance in overdue accounts	Actual overdue amount	No. of a/c	Amount
1	Allahabad Bank	1124	2926.28	621	1905.00	98	195.27	21.00	40	80.86
2	Andhra Bank	71830	187344.20	36961	118206.52	10478	29718.72	28948.54	3938	6166.24
3	Bank Of Baroda	3588	6200.00	829	917.00	902	2320.00	350.00	152	1050.00
4	Bank of India	0	0.00	0	0.00	0	0.00	0.00	0	0.00
5	Bank of Maharashtra	443	653.00	24	40.00	60	78.00	12.00	65	41.00
6	Canara Bank	13233	35819.65	46818	24081.77	254	599.97	48.74	337	1080.99
7	Central Bank of India	7096	15836.00	5399	13911.00	1427	2914.00	1931.00	516	423.00
8	Corporation Bank	0	0.00	0	0.00	0	0.00	0.00	0	0.00
9	Dena Bank	927	3530.66	81	99.40	7	10.05	8.15	6	8.41
10	IDBI Bank	0	0.00	0	0.00	0	0.00	0.00	0	0.00
11	Indian Bank	23960	70712.84	965	1812.50	0	0.00	0.00	2024	1891.21
12	Indian Overseas Bank	7560	24429.91	1343	4808.47	956	2464.10	302.40	825	1469.48
13	Oriental Bank of Commerce	71	152.44	0	0.00	0	0.00	0.00	0	0.00
14	Punjab National Bank	0	0.00	0	0.00	0	0.00	0.00	0	0.00
15	Punjab & Sind Bank	0	0.00	0	0.00	0	0.00	0.00	0	0.00
16	Syndicate Bank	12866	41220.56	2590	9342.50	1005	2990.84	729.88	851	1151.50
17	UCO Bank	1536	3579.70	206	444.00	208	419.00	266.00	118	298.00
18	Union Bank Of India	13049	22713.32	381	2552.99	197	398.89	145.65	1757	1425.55
19	United Bank of India	0	0.00	0	0.00	0	0.00	0.00	0	0.00
20	Vijaya Bank	2189	4866.69	654	2261.83	344	277.11	165.70	222	111.41
21	State Bank of India	149759	347943.00	71997	294835.00	19690	17458.00	7123.00	17195	14476.00
	PUBLIC SECTOR BANKS TOTAL	309231	767928.25	168869	475217.98	35626	59843.95	40052.06	28046	29673.65
22	Axis Bank	0	0.00	0	0.00	0	0.00	0.00	0	0.00
23	Bhandhan Bank	0	0.00	0	0.00	0	0.00	0.00	0	0.00
24	Catholic Syrian Bank	0	0.00	0	0.00	0	0.00	0.00	0	0.00
25	City Union Bank	0	0.00	0	0.00	0	0.00	0.00	0	0.00
26	Development Credit Bank	0	0.00	0	0.00	0	0.00	0.00	0	0.00
27	Dhanalaxmi Bank	0	0.00	0	0.00	0	0.00	0.00	0	0.00
28	Equitas Bank	0	0.00	0	0.00	0	0.00	0.00	0	0.00
29	Federal Bank	0	0.00	0	0.00	0	0.00	0.00	0	0.00
30	HDFC Bank	0	0.00	0	0.00	0	0.00	0.00	0	0.00
31	ICICI Bank	0	0.00	0	0.00	0	0.00	0.00	0	0.00
32	Indusind Bank	0	0.00	0	0.00	0	0.00	0.00	0	0.00
33	Jammu & Kashmir Bank	0	0.00	0	0.00	0	0.00	0.00	0	0.00
34	Karnataka Bank	0	0.00	0	0.00	0	0.00	0.00	0	0.00
35	Karur Vysya Bank	0	0.00	0	0.00	0	0.00	0.00	0	0.00
36	KBSLAB	0	0.00	0	0.00	0	0.00	0.00	0	0.00
37	Laxmi Vilas Bank	0	0.00	0	0.00	0	0.00	0.00	0	0.00
38	Ratnakar Bank	0	0.00	0	0.00	0	0.00	0.00	0	0.00
39	South Indian Bank	0	0.00	0	0.00	0	0.00	0.00	0	0.00
40	Kotak Mahindra Bank	0	0.00	0	0.00	0	0.00	0.00	0	0.00
41	Yes Bank	0	0.00	0	0.00	0	0.00	0.00	0	0.00
42	Tamilnadu Mer. Bank	0	0.00	0	0.00	0	0.00	0.00	0	0.00
	PRIVATE SECTOR BANKS TOTAL	0	0.00	0	0.00	0	0.00	0.00	0	0.00
	COMMERCIAL BANKS TOTAL	309231	767928.25	168869	475217.98	35626	59843.95	40052.06	28046	29673.65
43	TS Co-op Apex Bank	9169	16067.09	3748	11172.02	1351	1528.42	788.04	369	460.71
44	A P Mahesh Co-op Bank	0	0.00	0	0.00	0	0.00	0.00	0	0.00
	Co-OPERATIVE BANKS TOTAL	9169	16067.09	3748	11172.02	1351	1528.42	788.04	369	460.71
45	APGVB	115918	360828.61	110482	245397.51	19014	26810.73	3269.89	2888	2706.17
45	Telangana Grameena Bank	74048	146490.55	31365	129498.28	10060	20984.49	4567.07	4664	4135.96
	REGIONAL RURAL BANKS TOTAL	189966	507319.16	141847	374895.79	29074	47795.22	7836.96	7552	6842.13
47	APSFC	0	0.00	0	0.00	0	0.00	0.00	0	0.00
	OTHERS TOTAL	0	0.00	0	0.00	0	0.00	0.00	0	0.00
	GRAND TOTAL	508366	1291314.50	314464	861285.79	66051	109167.59	48677.06	35967	36976.49

BANK-WISE SHG BANK LINKAGE AS ON 31/03/19

(Rs. In lac)

Sl.No	Name of the Bank	Outstanding		Disbursement		Overdue Position			NPAs position	
		No. of a/c	Amount	No. of a/c	Amount	No. of a/c	Total Balance in overdue accounts	Actual overdue amount	No. of a/c	Amount
1	Allahabad Bank	1124	2926.28	172	856.00	41	184.00	19.00	0	0.00
2	Andhra Bank	0	0.00	0	0.00	0	0.00	0.00	0	0.00
3	Bank Of Baroda	3126	8419.00	423	771.00	691	1865.21	650.00	267	369.25
4	Bank of India	0	0.00	0	0.00	0	0.00	0.00	0	0.00
5	Bank of Maharashtra	5186	449.00	38	96.00	258	104.00	68.00	204	86.00
6	Canara Bank	13233	35819.65	46818	24081.77	254	599.97	48.74	337	1080.99
7	Central Bank of India	5020	11240.00	3854	10015.00	195	728.00	82.00	263	275.00
8	Corporation Bank	0	0.00	0	0.00	0	0.00	0.00	0	0.00
9	Dena Bank	64	181.07	2	3.00	0	0.00	0.00	0	0.00
10	IDBI Bank	0	0.00	0	0.00	0	0.00	0.00	0	0.00
11	Indian Bank	0	0.00	0	0.00	0	0.00	0.00	0	0.00
12	Indian Overseas Bank	4088	6087.83	91	282.36	385	456.27	195.00	153	119.00
13	Oriental Bank of Commerce	71	152.44	0	0.00	0	0.00	0.00	0	0.00
14	Punjab National Bank	0	0.00	0	0.00	0	0.00	0.00	0	0.00
15	Punjab & Sind Bank	0	0.00	0	0.00	0	0.00	0.00	0	0.00
16	Syndicate Bank	5453	17961.87	533	2571.04	245	1074.00	1020.30	223	976.75
17	UCO Bank	0	0.00	0	0.00	0	0.00	0.00	0	0.00
18	Union Bank Of India	12567	22015.88	967	3238.68	566	719.49	216.92	1753	1387.53
19	United Bank of India	0	0.00	0	0.00	0	0.00	0.00	0	0.00
20	Vijaya Bank	0	0.00	0	0.00	0	0.00	0.00	0	0.00
21	State Bank of India	149759	347943.00	71997	294835.00	19690	17458.00	7123.00	17195	14476.00
	PUBLIC SECTOR BANKS TOTAL	199691	453196.02	124895	336749.85	22325	23188.94	9422.96	20395	18770.52
22	Axis Bank	0	0.00	0	0.00	0	0.00	0.00	0	0.00
23	Bhandhan Bank	0	0.00	0	0.00	0	0.00	0.00	0	0.00
24	Catholic Syrian Bank	0	0.00	0	0.00	0	0.00	0.00	0	0.00
25	City Union Bank	0	0.00	0	0.00	0	0.00	0.00	0	0.00
26	Development Credit Bank	0	0.00	0	0.00	0	0.00	0.00	0	0.00
27	Dhanalaxmi Bank	0	0.00	0	0.00	0	0.00	0.00	0	0.00
28	Equitas Bank	0	0	0	0	0	0	0	0	0
29	Federal Bank	0	0	0	0	0	0	0	0	0
30	HDFC Bank	0	0	0	0	0	0	0	0	0
31	ICICI Bank	0	0	0	0	0	0	0	0	0
32	Indusind Bank	0	0	0	0	0	0	0	0	0
33	Jammu & Kashmir Bank	0	0	0	0	0	0	0	0	0
34	Karnataka Bank	0	0	0	0	0	0	0	0	0
35	Karur Vysya Bank	0	0	0	0	0	0	0	0	0
36	KBSLAB	0	0	0	0	0	0	0	0	0
37	Laxmi Vilas Bank	0	0	0	0	0	0	0	0	0
38	Ratnakar Bank	0	0	0	0	0	0	0	0	0
39	South Indian Bank	0	0	0	0	0	0	0	0	0
40	Kotak Mahindra Bank	0	0	0	0	0	0	0	0	0
41	Yes Bank	0	0	0	0	0	0	0	0	0
42	Tamilnadu Mer. Bank	0	0	0	0	0	0	0	0	0
	PRIVATE SECTOR BANKS TOTAL	0	0.00	0	0.00	0	0.00	0.00	0	0.00
	COMMERCIAL BANKS TOTAL	199691	453196.02	124895	336749.85	22325	23188.94	9422.96	20395	18770.52
43	TS Co-op Apex Bank	5843	10061	2862	7095	0	0	0	0	0
44	A P Mahesh Co-op Bank	0	0	0	0	0	0	0	0	0
	Co-OPERATIVE BANKS TOTAL	5843	10061.48	2862	7094.55	0	0.00	0.00	0	0.00
45	APGVB	115918	360829	110482	245398	19014	26811	3270	2888	2706
45	Telangana Grameena Bank	74048	146491	31366	129498	11525	15055	12301	4664	4136
	REGIONAL RURAL BANKS TOTAL	189966	507319.16	141848	374895.78	30539	41865.31	15570.77	7552	6842.12
47	APSFC	0	0	0	0	0	0	0	0	0
	OTHERS TOTAL	0	0.00	0	0.00	0	0.00	0.00	0	0.00
	GRAND TOTAL	395500	970576.66	269605	718740.18	52864	65054.25	24994	27947.45	25612.64

Sl.No	Name of the Bank	Outstanding		Disbursement		Overdue Position			NPAs position	
		No. of a/c	Amount	No. of a/c	Amount	No. of a/c	Total Balance in overdue accounts	Actual overdue amount	No. of a/c	Amount
1	Allahabad Bank	1124	2926.28	172	856.00	41	184.00	19.00	0	0.00
2	Andhra Bank	0	0.00	0	0.00	0	0.00	0.00	0	0.00
3	Bank Of Baroda	2816	7584.00	412	725.00	658	1796.00	612.00	254	341.25
4	Bank of India	0	0.00	0	0.00	0	0.00	0.00	0	0.00
5	Bank of Maharashtra	5186	449.00	38	96.00	258	104.00	68.00	204	86.00
6	Canara Bank	7939	21491.79	27971	14649.07	152	359.99	29.25	202	648.60
7	Central Bank of India	5020	11240.00	3854	10015.00	195	728.00	82.00	263	275.00
8	Corporation Bank	0	0.00	0	0.00	0	0.00	0.00	0	0.00
9	Dena Bank	32	97.48	2	3.00	0	0.00	0.00	0	0.00
10	IDBI Bank	0	0.00	0	0.00	0	0.00	0.00	0	0.00
11	Indian Bank	0	0.00	0	0.00	0	0.00	0.00	0	0.00
12	Indian Overseas Bank	2621	3928.38	61	165.43	209	219.19	98.00	85	89.00
13	Oriental Bank of Commerce	0	0.00	0	0.00	0	0.00	0.00	0	0.00
14	Punjab National Bank	0	0.00	0	0.00	0	0.00	0.00	0	0.00
15	Punjab & Sind Bank	0	0.00	0	0.00	0	0.00	0.00	0	0.00
16	Syndicate Bank	2782	8879.51	317	1541.98	245	1074.00	1020.30	223	976.75
17	UCO Bank	0	0.00	0	0.00	0	0.00	0.00	0	0.00
18	Union Bank Of India	9141	20389.05	892	3125.83	493	436.23	204.50	1429	1221.71
19	United Bank of India	0	0.00	0	0.00	0	0.00	0.00	0	0.00
20	Vijaya Bank	0	0.00	0	0.00	0	0.00	0.00	0	0.00
21	State Bank of India	89855	208766.00	43198	176901.00	11814	10475.00	4274.00	10317	8686.00
	PUBLIC SECTOR BANKS TOTAL	126516	285751.49	76917	208078.31	14065	15376.41	6407.05	12977	12324.31
22	Axis Bank	0	0.00	0	0.00	0	0.00	0.00	0	0.00
23	Bhandhan Bank	0	0.00	0	0.00	0	0.00	0.00	0	0.00
24	Catholic Syrian Bank	0	0.00	0	0.00	0	0.00	0.00	0	0.00
25	City Union Bank	0	0.00	0	0.00	0	0.00	0.00	0	0.00
26	Development Credit Bank	0	0.00	0	0.00	0	0.00	0.00	0	0.00
27	Dhanalaxmi Bank	0	0.00	0	0.00	0	0.00	0.00	0	0.00
28	Equitas Bank	0	0.00	0	0.00	0	0.00	0.00	0	0.00
29	Federal Bank	0	0.00	0	0.00	0	0.00	0.00	0	0.00
30	HDFC Bank	0	0.00	0	0.00	0	0.00	0.00	0	0.00
31	ICICI Bank	0	0.00	0	0.00	0	0.00	0.00	0	0.00
32	Indusind Bank	0	0.00	0	0.00	0	0.00	0.00	0	0.00
33	Jammu & Kashmir Bank	0	0.00	0	0.00	0	0.00	0.00	0	0.00
34	Karnataka Bank	0	0.00	0	0.00	0	0.00	0.00	0	0.00
35	Karur Vysya Bank	0	0.00	0	0.00	0	0.00	0.00	0	0.00
36	KBSLAB	0	0.00	0	0.00	0	0.00	0.00	0	0.00
37	Laxmi Vilas Bank	0	0.00	0	0.00	0	0.00	0.00	0	0.00
38	Ratnakar Bank	0	0.00	0	0.00	0	0.00	0.00	0	0.00
39	South Indian Bank	0	0.00	0	0.00	0	0.00	0.00	0	0.00
40	Kotak Mahindra Bank	0	0.00	0	0.00	0	0.00	0.00	0	0.00
41	Yes Bank	0	0.00	0	0.00	0	0.00	0.00	0	0.00
42	Tamilnadu Mer. Bank	0	0.00	0	0.00	0	0.00	0.00	0	0.00
	PRIVATE SECTOR BANKS TOTAL	0	0.00	0	0.00	0	0.00	0.00	0	0.00
	COMMERCIAL BANKS TOTAL	126516	285751.49	76917	208078.31	14065	15376.41	6407.05	12977	12324.31
43	TS Co-op Apex Bank	4031	6187.21	1826	3731.33	0	0.00	0.00	0	0.00
44	A P Mahesh Co-op Bank	0	0.00	0	0.00	0	0.00	0.00	0	0.00
	Co-OPERATIVE BANKS TOTAL	4031	6187.21	1826	3731.33	0	0.00	0.00	0	0.00
45	APGVB	97116	301544.48	92564	205255.39	15838	22294.06	2719.14	2401	2249.25
46	Telangana Grameena Bank	47484	122896.30	19907	84131.78	6931	12877.52	3229.05	2936	2446.76
	REGIONAL RURAL BANKS TOTAL	144600	424440.78	112471	289387.17	22769	35171.58	5948.19	5337	4696.01
47	APSFC	0	0.00	0	0.00	0	0.00	0.00	0	0.00
	OTHERS TOTAL	0	0.00	0	0.00	0	0.00	0.00	0	0.00
	GRAND TOTAL	275147	716379.48	191214	501196.81	36834	50547.99	12355.24	18314	17020.32

Sl.No	Name of the Bank	Outstanding		Disbursement		Overdue Position			NPAs position	
		No. of a/c	Amount	No. of a/c	Amount	No. of a/c	Total Balance in overdue accounts	Actual overdue amount	No. of a/c	Amount
1	Allahabad Bank	0	0.00	0	0.00	0	0.00	0.00	0	0.00
2	Andhra Bank	0	0.00	0	0.00	0	0.00	0.00	0	0.00
3	Bank Of Baroda	310	835.00	11	46.00	33	69.21	38.00	13	28.00
4	Bank of India	0	0.00	0	0.00	0	0.00	0.00	0	0.00
5	Bank of Maharashtra	0	0.00	0	0.00	0	0.00	0.00	0	0.00
6	Canara Bank	5294	14327.86	18847	9432.70	102	239.98	19.49	135	432.39
7	Central Bank of India	0	0.00	0	0.00	0	0.00	0.00	0	0.00
8	Corporation Bank	0	0.00	0	0.00	0	0.00	0.00	0	0.00
9	Dena Bank	32	83.59	0	0.00	0	0.00	0.00	0	0.00
10	IDBI Bank	0	0.00	0	0.00	0	0.00	0.00	0	0.00
11	Indian Bank	0	0.00	0	0.00	0	0.00	0.00	0	0.00
12	Indian Overseas Bank	1467	2159.45	30	116.93	176	237.08	97.00	68	30.00
13	Oriental Bank of Commerce	71	152.44	0	0.00	0	0.00	0.00	0	0.00
14	Punjab National Bank	0	0.00	0	0.00	0	0.00	0.00	0	0.00
15	Punjab & Sind Bank	0	0.00	0	0.00	0	0.00	0.00	0	0.00
16	Syndicate Bank	2671	9082.36	216	1029.06	0	0.00	0.00	0	0.00
17	UCO Bank	0	0.00	0	0.00	0	0.00	0.00	0	0.00
18	Union Bank Of India	3426	1626.83	75	112.85	73	283.26	12.42	324	165.82
19	United Bank of India	0	0.00	0	0.00	0	0.00	0.00	0	0.00
20	Vijaya Bank	0	0.00	0	0.00	0	0.00	0.00	0	0.00
21	State Bank of India	59904	139177.00	28799	117934.00	7876	6983.00	2849.00	6878	5790.00
	PUBLIC SECTOR BANKS TOTAL	73175	167444.53	47978	128671.54	8260	7812.53	3015.91	7418	6446.21
22	Axis Bank	0	0.00	0	0.00	0	0.00	0.00	0	0.00
23	Bhandhan Bank	0	0.00	0	0.00	0	0.00	0.00	0	0.00
24	Catholic Syrian Bank	0	0.00	0	0.00	0	0.00	0.00	0	0.00
25	City Union Bank	0	0.00	0	0.00	0	0.00	0.00	0	0.00
26	Development Credit Bank	0	0.00	0	0.00	0	0.00	0.00	0	0.00
27	Dhanalaxmi Bank	0	0.00	0	0.00	0	0.00	0.00	0	0.00
28	Equitas Bank	0	0.00	0	0.00	0	0.00	0.00	0	0.00
29	Federal Bank	0	0.00	0	0.00	0	0.00	0.00	0	0.00
30	HDFC Bank	0	0.00	0	0.00	0	0.00	0.00	0	0.00
31	ICICI Bank	0	0.00	0	0.00	0	0.00	0.00	0	0.00
32	Indusind Bank	0	0.00	0	0.00	0	0.00	0.00	0	0.00
33	Jammu & Kashmir Bank	0	0.00	0	0.00	0	0.00	0.00	0	0.00
34	Karnataka Bank	0	0.00	0	0.00	0	0.00	0.00	0	0.00
35	Karur Vysya Bank	0	0.00	0	0.00	0	0.00	0.00	0	0.00
36	KBSLAB	0	0.00	0	0.00	0	0.00	0.00	0	0.00
37	Laxmi Vilas Bank	0	0.00	0	0.00	0	0.00	0.00	0	0.00
38	Ratnakar Bank	0	0.00	0	0.00	0	0.00	0.00	0	0.00
39	South Indian Bank	0	0.00	0	0.00	0	0.00	0.00	0	0.00
40	Kotak Mahindra Bank	0	0.00	0	0.00	0	0.00	0.00	0	0.00
41	Yes Bank	0	0.00	0	0.00	0	0.00	0.00	0	0.00
42	Tamilnadu Mer. Bank	0	0.00	0	0.00	0	0.00	0.00	0	0.00
	PRIVATE SECTOR BANKS TOTAL	0	0.00	0	0.00	0	0.00	0.00	0	0.00
	COMMERCIAL BANKS TOTAL	73175	167444.53	47978	128671.54	8260	7812.53	3015.91	7418	6446.21
43	TS Co-op Apex Bank	1812	3874.27	1036	3363.22	0	0.00	0.00	0	0.00
44	A P Mahesh Co-op Bank	0	0.00	0	0.00	0	0.00	0.00	0	0.00
	Co-OPERATIVE BANKS TOTAL	1812	3874.27	1036	3363.22	0	0.00	0.00	0	0.00
45	APGVB	18802	59284.13	17918	40142.12	3176	4516.67	550.75	487	456.92
46	Telangana Grameena Bank	26564	23594.25	11459	45366.49	4594	2177.06	9071.83	1728	1689.19
	REGIONAL RURAL BANKS TOTAL	45366	82878.38	29377	85508.61	7770	6693.73	9622.58	2215	2146.11
47	APSFC	0	0.00	0	0.00	0	0.00	0.00	0	0.00
	OTHERS TOTAL	0	0.00	0	0.00	0	0.00	0.00	0	0.00
	GRAND TOTAL	120353	254197.18	78391	217543.37	16030	14506.26	12638.49	9633	8592.32

BANK-WISE LOANS TO MILCH ANIMAL UNITS AS ON 31/03/19

(Rs. In lac)

Sl.No	Name of the Bank	Outstanding		Disbursement		Overdue Position			NPAs position	
		No. of a/c.	Amount	No. of a/c.	Amount	No. of a/c.	Total Balance in overdue accounts	Actual overdue amount	No. of a/c.	Amount
1	Allahabad Bank	44	76.00	19	26.00	0	0.00	0.00	0	0.00
2	Andhra Bank	114	296.49	30	235.60	85	100.81	49.47	55	23.62
3	Bank Of Baroda	59	83.52	0	0.00	20	13.63	10.15	4	1.00
4	Bank of India	0	0.00	0	0.00	0	0.00	0.00	0	0.00
5	Bank of Maharashtra	0	0.00	0	0.00	0	0.00	0.00	0	0.00
6	Canara Bank	656	715.32	195	146.05	300	291.58	25.54	66	227.49
7	Central Bank of India	0	0.00	0	0.00	0	0.00	0.00	0	0.00
8	Corporation Bank	0	0.00	0	0.00	0	0.00	0.00	0	0.00
9	Dena Bank	26	20.11	0	0.00	0	0.00	0.00	0	0.00
10	IDBI Bank	0	0.00	0	0.00	0	0.00	0.00	0	0.00
11	Indian Bank	0	0.00	0	0.00	0	0.00	0.00	0	0.00
12	Indian Overseas Bank	90	9508.14	0	0.00	29	31.36	10.00	19	16.00
13	Oriental Bank of Commerce	0	0.00	0	0.00	0	0.00	0.00	0	0.00
14	Punjab National Bank	0	0.00	0	0.00	0	0.00	0.00	0	0.00
15	Punjab & Sind Bank	0	0.00	0	0.00	0	0.00	0.00	0	0.00
16	Syndicate Bank	130	86.63	6	15.49	11	10.00	9.50	10	9.00
17	UCO Bank	3	0.21	0	0.00	0	0.00	0.00	0	0.00
18	Union Bank Of India	0	0.00	0	0.00	0	0.00	0.00	0	0.00
19	United Bank of India	0	0.00	0	0.00	0	0.00	0.00	0	0.00
20	Vijaya Bank	0	0.00	0	0.00	0	0.00	0.00	0	0.00
21	State Bank of India	25548	15426.00	51	70.00	2544	3902.00	1593.00	6221	3196.00
	PUBLIC SECTOR BANKS TOTAL	26670	26212.42	301	493.14	2989	4349.38	1697.66	6375	3473.11
22	Axis Bank	0	0.00	0	0.00	0	0.00	0.00	0	0.00
23	Bhandhan Bank	0	0	0	0	0	0	0	0	0
24	Catholic Syrian Bank	0	0.00	0	0.00	0	0.00	0.00	0	0.00
25	City Union Bank	0	0.00	0	0.00	0	0.00	0.00	0	0.00
26	Development Credit Bank	0	0.00	0	0.00	0	0.00	0.00	0	0.00
27	Dhanalaxmi Bank	0	0.00	0	0.00	0	0.00	0.00	0	0.00
28	Equitas Bank	0	0.00	0	0.00	0	0.00	0.00	0	0.00
29	Federal Bank	0	0.00	0	0.00	0	0.00	0.00	0	0.00
30	HDFC Bank	0	0.00	0	0.00	0	0.00	0.00	0	0.00
31	ICICI Bank	0	0.00	0	0.00	0	0.00	0.00	0	0.00
32	Indusind Bank	0	0.00	0	0.00	0	0.00	0.00	0	0.00
33	Jammu & Kashmir Bank	0	0.00	0	0.00	0	0.00	0.00	0	0.00
34	Karnataka Bank	0	0.00	0	0.00	0	0.00	0.00	0	0.00
35	Karur Vysya Bank	0	0.00	0	0.00	0	0.00	0.00	0	0.00
36	KBSLAB	0	0.00	0	0.00	0	0.00	0.00	0	0.00
37	Laxmi Vilas Bank	0	0.00	0	0.00	0	0.00	0.00	0	0.00
38	Ratnakar Bank	0	0.00	0	0.00	0	0.00	0.00	0	0.00
39	South Indian Bank	0	0.00	0	0.00	0	0.00	0.00	0	0.00
40	Kotak Mahindra Bank	0	0.00	0	0.00	0	0.00	0.00	0	0.00
41	Yes Bank	0	0.00	0	0.00	0	0.00	0.00	0	0.00
42	Tamilnadu Mer. Bank	0	0.00	0	0.00	0	0.00	0.00	0	0.00
	PRIVATE SECTOR BANKS TOTAL	0	0.00	0	0.00	0	0.00	0.00	0	0.00
	COMMERCIAL BANKS TOTAL	26670	26212.42	301	493.14	2989	4349.38	1697.66	6375	3473.11
43	TS Co-op Apex Bank	9097	18497.24	2996	8562.36	0	0.00	0.00	0	0.00
44	A P Mahesh Co-op Bank	0	0.00	0	0.00	0	0.00	0.00	0	0.00
	Co-OPERATIVE BANKS TOTAL	9097	18497.24	2996	8562.36	0	0.00	0.00	0	0.00
45	APGVB	0	0.00	0	0.00	0	0.00	0.00	0	0.00
46	Telangana Grameena Bank	1775	801.39	555	304.29	902	368.94	169.63	688	277.58
	REGIONAL RURAL BANKS TOTAL	1775	801.39	555	304.29	902	368.94	169.63	688	277.58
47	APSFC	0	0.00	0	0.00	0	0.00	0.00	0	0.00
	OTHERS TOTAL	0	0.00	0	0.00	0	0.00	0.00	0	0.00
	GRAND TOTAL	37542	45511.05	3852	9359.79	3891	4718.32	1867.29	7063	3750.69

BANK-WISE LOANS TO SHEEP & GOAT UNITS AS ON 31/03/19

(Rs. In lac)

Sl.No	Name of the Bank	Outstanding		Disbursement		Overdue Position			NPAs position	
		No. of a/c	Amount	No. of a/c	Amount	No. of a/c	Total Balance in overdue accounts	Actual overdue amount	No. of a/c	Amount
1	Allahabad Bank	24	25.00	9	11.00	0	0.00	0.00	0	0.00
2	Andhra Bank	34	21.75	2	2.00	28	20.58	19.67	19	4.36
3	Bank Of Baroda	21	15.85	0	0.00	12	7.32	6.10	2	1.03
4	Bank of India	0	0.00	0	0.00	0	0.00	0.00	0	0.00
5	Bank of Maharashtra	0	0.00	0	0.00	0	0.00	0.00	0	0.00
6	Canara Bank	643	355.69	110	53.72	302	187.82	42.88	73	55.64
7	Central Bank of India	0	0.00	0	0.00	0	0.00	0.00	0	0.00
8	Corporation Bank	0	0.00	0	0.00	0	0.00	0.00	0	0.00
9	Dena Bank	0	0.00	0	0.00	0	0.00	0.00	0	0.00
10	IDBI Bank	0	0.00	0	0.00	0	0.00	0.00	0	0.00
11	Indian Bank	0	0.00	0	0.00	0	0.00	0.00	0	0.00
12	Indian Overseas Bank	472	195.64	8	6.38	16	8.81	5.00	11	9.00
13	Oriental Bank of Commerce	0	0.00	0	0.00	0	0.00	0.00	0	0.00
14	Punjab National Bank	0	0.00	0	0.00	0	0.00	0.00	0	0.00
15	Punjab & Sind Bank	0	0.00	0	0.00	0	0.00	0.00	0	0.00
16	Syndicate Bank	43	28.04	3	2.56	10	3.39	3.22	9	3.08
17	UCO Bank	3	0.50	0	0.00	0	0.00	0.00	0	0.00
18	Union Bank Of India	0	0.00	0	0.00	0	0.00	0.00	0	0.00
19	United Bank of India	0	0.00	0	0.00	0	0.00	0.00	0	0.00
20	Vijaya Bank	0	0.00	0	0.00	0	0.00	0.00	0	0.00
21	State Bank of India	9496	6058.00	90	157.00	2539	2082.00	851.00	3195	2851.00
	PUBLIC SECTOR BANKS TOTAL	10736	6700.47	222	232.66	2907	2309.92	927.87	3309	2924.11
22	Axis Bank	0	0.00	0	0.00	0	0.00	0.00	0	0.00
23	Bhandhan Bank	0	0.00	0	0.00	0	0.00	0.00	0	0.00
24	Catholic Syrian Bank	0	0.00	0	0.00	0	0.00	0.00	0	0.00
25	City Union Bank	0	0.00	0	0.00	0	0.00	0.00	0	0.00
26	Development Credit Bank	0	0.00	0	0.00	0	0.00	0.00	0	0.00
27	Dhanalaxmi Bank	0	0.00	0	0.00	0	0.00	0.00	0	0.00
28	Equitas Bank	0	0.00	0	0.00	0	0.00	0.00	0	0.00
29	Federal Bank	1	9.00	1	9.00	0	0.00	0.00	0	0.00
30	HDFC Bank	0	0.00	0	0.00	0	0.00	0.00	0	0.00
31	ICICI Bank	0	0.00	0	0.00	0	0.00	0.00	0	0.00
32	Indusind Bank	0	0.00	0	0.00	0	0.00	0.00	0	0.00
33	Jammu & Kashmir Bank	0	0.00	0	0.00	0	0.00	0.00	0	0.00
34	Karnataka Bank	0	0.00	0	0.00	0	0.00	0.00	0	0.00
35	Karur Vysya Bank	0	0.00	0	0.00	0	0.00	0.00	0	0.00
36	KBSLAB	0	0.00	0	0.00	0	0.00	0.00	0	0.00
37	Laxmi Vilas Bank	0	0.00	0	0.00	0	0.00	0.00	0	0.00
38	Ratnakar Bank	0	0.00	0	0.00	0	0.00	0.00	0	0.00
39	South Indian Bank	0	0.00	0	0.00	0	0.00	0.00	0	0.00
40	Kotak Mahindra Bank	0	0.00	0	0.00	0	0.00	0.00	0	0.00
41	Yes Bank	0	0.00	0	0.00	0	0.00	0.00	0	0.00
42	Tamilnadu Mer. Bank	0	0.00	0	0.00	0	0.00	0.00	0	0.00
	PRIVATE SECTOR BANKS TOTAL	1	9.00	1	9.00	0	0.00	0.00	0	0.00
	COMMERCIAL BANKS TOTAL	10737	6709.47	223	241.66	2907	2309.92	927.87	3309	2924.11
43	TS Co-op Apex Bank	3224	6880.51	1205	3934.75	0	0.00	0.00	0	0.00
44	A P Mahesh Co-op Bank	0	0.00	0	0.00	0	0.00	0.00	0	0.00
	Co-OPERATIVE BANKS TOTAL	3224	6880.51	1205	3934.75	0	0.00	0.00	0	0.00
45	APGVB	0	0.00	0	0.00	0	0.00	0.00	0	0.00
46	Telangana Grameena Bank	626	248.34	44	23.20	368	148.03	50.23	286	866.61
	REGIONAL RURAL BANKS TOTAL	626	248.34	44	23.20	368	148.03	50.23	286	866.61
47	APSFC	0	0.00	0	0.00	0	0.00	0.00	0	0.00
	OTHERS TOTAL	0	0.00	0	0.00	0	0.00	0.00	0	0.00
	GRAND TOTAL	14587	13838.32	1472	4199.61	3275	2457.95	978.10	3595	3790.72

BANK-WISE LOANS UNDER RAJEEV GRUHAKALPA SCHEME AS ON 31/03/19

Sl.No	Name of the Bank	Outstanding		Disbursement		Overdue Position			NPAs position	
		No. of a/c	Amount	No. of a/c	Amount	No. of a/c	Total Balance in overdue accounts	Actual overdue amount	No. of a/c	Amount
1	Allahabad Bank	0	0.00	0	0.00	0	0.00	0.00	0	0.00
2	Andhra Bank	4717	3601.56	26	26.45	4515	3527.60	4095.87	4408	3461.03
3	Bank Of Baroda	984	301.52	0	0.00	595	210.11	195.00	113	42.00
4	Bank of India	0	0.00	0	0.00	0	0.00	0.00	0	0.00
5	Bank of Maharashtra	98	52.00	0	0.00	6	6.00	6.00	85	45.00
6	Canara Bank	2312	1356.00	0	0.00	336	247.00	19.00	160	95.26
7	Central Bank of India	0	0.00	0	0.00	0	0.00	0.00	0	0.00
8	Corporation Bank	0	0.00	0	0.00	0	0.00	0.00	0	0.00
9	Dena Bank	0	0.00	0	0.00	0	0.00	0.00	0	0.00
10	IDBI Bank	0	0.00	0	0.00	0	0.00	0.00	0	0.00
11	Indian Bank	27	32.00	0	0.00	0	0.00	0.00	0	0.00
12	Indian Overseas Bank	994	575.06	0	0.00	697	503.67	157.00	477	368.00
13	Oriental Bank of Commerce	5	6.00	0	0.00	0	0.00	0.00	0	0.00
14	Punjab National Bank	0	0.00	0	0.00	0	0.00	0.00	0	0.00
15	Punjab & Sind Bank	0	0.00	0	0.00	0	0.00	0.00	0	0.00
16	Syndicate Bank	0	0.00	0	0.00	0	0.00	0.00	0	0.00
17	UCO Bank	0	0.00	0	0.00	0	0.00	0.00	0	0.00
18	Union Bank Of India	68	68.21	0	0.00	59	59.03	1.98	40	37.53
19	United Bank of India	0	0.00	0	0.00	0	0.00	0.00	0	0.00
20	Vijaya Bank	0	0.00	0	0.00	0	0.00	0.00	0	0.00
21	State Bank of India	7296	8756.00	0	0.00	503	715.00	292.00	5765	7371.00
	PUBLIC SECTOR BANKS TOTAL	16501	14748.35	26	26.45	6711	5268.41	4766.85	11048	11419.82
22	Axis Bank	0	0.00	0	0.00	0	0.00	0.00	0	0.00
23	Bhandhan Bank	0	0.00	0	0.00	0	0.00	0.00	0	0.00
24	Catholic Syrian Bank	0	0.00	0	0.00	0	0.00	0.00	0	0.00
25	City Union Bank	0	0.00	0	0.00	0	0.00	0.00	0	0.00
26	Development Credit Bank	0	0.00	0	0.00	0	0.00	0.00	0	0.00
27	Dhanalaxmi Bank	0	0.00	0	0.00	0	0.00	0.00	0	0.00
28	Equitas Bank	0	0.00	0	0.00	0	0.00	0.00	0	0.00
29	Federal Bank	0	0.00	0	0.00	0	0.00	0.00	0	0.00
30	HDFC Bank	0	0.00	0	0.00	0	0.00	0.00	0	0.00
31	ICICI Bank	0	0.00	0	0.00	0	0.00	0.00	0	0.00
32	Indusind Bank	0	0.00	0	0.00	0	0.00	0.00	0	0.00
33	Jammu & Kashmir Bank	0	0.00	0	0.00	0	0.00	0.00	0	0.00
34	Karnataka Bank	0	0.00	0	0.00	0	0.00	0.00	0	0.00
35	Karur Vysya Bank	0	0.00	0	0.00	0	0.00	0.00	0	0.00
36	KBSLAB	0	0.00	0	0.00	0	0.00	0.00	0	0.00
37	Laxmi Vilas Bank	0	0.00	0	0.00	0	0.00	0.00	0	0.00
38	Ratnakar Bank	0	0.00	0	0.00	0	0.00	0.00	0	0.00
39	South Indian Bank	0	0.00	0	0.00	0	0.00	0.00	0	0.00
40	Kotak Mahindra Bank	0	0.00	0	0.00	0	0.00	0.00	0	0.00
41	Yes Bank	0	0.00	0	0.00	0	0.00	0.00	0	0.00
42	Tamilnadu Mer. Bank	0	0.00	0	0.00	0	0.00	0.00	0	0.00
	PRIVATE SECTOR BANKS TOTAL	0	0.00	0	0.00	0	0.00	0.00	0	0.00
	COMMERCIAL BANKS TOTAL	16501	14748.35	26	26.45	6711	5268.41	4766.85	11048	11419.82
43	A P State Co-op Bank	0	0.00	0	0.00	0	0.00	0.00	0	0.00
44	A P Mahesh Co-op Bank	0	0.00	0	0.00	0	0.00	0.00	0	0.00
	Co-OPERATIVE BANKS TOTAL	0	0.00	0	0.00	0	0.00	0.00	0	0.00
45	APGVB	0	0.00	0	0.00	0	0.00	0.00	0	0.00
46	Telangana Grameena Bank	991	850.47	0	0.00	991	850.47	416.69	1081	1546.57
	REGIONAL RURAL BANKS TOTAL	991	850.47	0	0.00	991	850.47	416.69	1081	1546.57
47	APSFC	0	0.00	0	0.00	0	0.00	0.00	0	0.00
	OTHERS TOTAL	0	0.00	0	0.00	0	0.00	0.00	0	0.00
	GRAND TOTAL	17492	15598.82	26	26.45	7702	6118.88	5183.54	12129	12966.39

Sl.No	Name of the Bank	Outstanding		Disbursement		Overdue Position			NPAs position	
		No. of a/c	Amount	No. of a/c	Amount	No. of a/c	Total Balance in overdue accounts	Actual overdue amount	No. of a/c	Amount
1	Allahabad Bank	0	0.00	0	0.00	0	0.00	0.00	0	0.00
2	Andhra Bank	178	71.69	6	12.53	162	55.64	111.97	162	55.64
3	Bank Of Baroda	22	1.85	0	0.00	22	1.85	1.85	22	1.85
4	Bank of India	0	0.00	0	0.00	0	0.00	0.00	0	0.00
5	Bank of Maharashtra	0	0.00	0	0.00	0	0.00	0.00	0	0.00
6	Canara Bank	198	11.96	0	0.00	29	2.36	1.83	13	1.10
7	Central Bank of India	0	0.00	0	0.00	0	0.00	0.00	0	0.00
8	Corporation Bank	0	0.00	0	0.00	0	0.00	0.00	0	0.00
9	Dena Bank	0	0.00	0	0.00	0	0.00	0.00	0	0.00
10	IDBI Bank	0	0.00	0	0.00	0	0.00	0.00	0	0.00
11	Indian Bank	0	0.00	0	0.00	0	0.00	0.00	0	0.00
12	Indian Overseas Bank	28	9.49	0	0.00	17	5.85	3.00	10	4.00
13	Oriental Bank of Commerce	0	0.00	0	0.00	0	0.00	0.00	0	0.00
14	Punjab National Bank	0	0.00	0	0.00	0	0.00	0.00	0	0.00
15	Punjab & Sind Bank	0	0.00	0	0.00	0	0.00	0.00	0	0.00
16	Syndicate Bank	0	0.00	0	0.00	0	0.00	0.00	0	0.00
17	UCO Bank	0	0.00	0	0.00	0	0.00	0.00	0	0.00
18	Union Bank Of India	54	8.21	0	0.00	52	5.89	0.23	28	4.86
19	United Bank of India	0	0.00	0	0.00	0	0.00	0.00	0	0.00
20	Vijaya Bank	0	0.00	0	0.00	0	0.00	0.00	0	0.00
21	State Bank of India	1694	5405.00	0	0.00	145	690.00	282.00	1546	4706.00
	PUBLIC SECTOR BANKS TOTAL	2174	5508.20	6	12.53	427	761.59	400.88	1781	4773.45
22	Axis Bank	0	0.00	0	0.00	0	0.00	0.00	0	0.00
23	Bhandhan Bank	0	0.00	0	0.00	0	0.00	0.00	0	0.00
24	Catholic Syrian Bank	0	0.00	0	0.00	0	0.00	0.00	0	0.00
25	City Union Bank	0	0.00	0	0.00	0	0.00	0.00	0	0.00
26	Development Credit Bank	0	0.00	0	0.00	0	0.00	0.00	0	0.00
27	Dhanalaxmi Bank	0	0.00	0	0.00	0	0.00	0.00	0	0.00
28	Equitas Bank	0	0.00	0	0.00	0	0.00	0.00	0	0.00
29	Federal Bank	0	0.00	0	0.00	0	0.00	0.00	0	0.00
30	HDFC Bank	0	0.00	0	0.00	0	0.00	0.00	0	0.00
31	ICICI Bank	0	0.00	0	0.00	0	0.00	0.00	0	0.00
32	Indusind Bank	0	0.00	0	0.00	0	0.00	0.00	0	0.00
33	Jammu & Kashmir Bank	0	0.00	0	0.00	0	0.00	0.00	0	0.00
34	Karnataka Bank	0	0.00	0	0.00	0	0.00	0.00	0	0.00
35	Karur Vysya Bank	0	0.00	0	0.00	0	0.00	0.00	0	0.00
36	KBSLAB	0	0.00	0	0.00	0	0.00	0.00	0	0.00
37	Laxmi Vilas Bank	0	0.00	0	0.00	0	0.00	0.00	0	0.00
38	Ratnakar Bank	0	0.00	0	0.00	0	0.00	0.00	0	0.00
39	South Indian Bank	0	0.00	0	0.00	0	0.00	0.00	0	0.00
40	Kotak Mahindra Bank	0	0.00	0	0.00	0	0.00	0.00	0	0.00
41	Yes Bank	0	0.00	0	0.00	0	0.00	0.00	0	0.00
42	Tamilnadu Mer. Bank	0	0.00	0	0.00	0	0.00	0.00	0	0.00
	PRIVATE SECTOR BANKS TOTAL	0	0.00	0	0.00	0	0.00	0.00	0	0.00
	COMMERCIAL BANKS TOTAL	2174	5508.20	6	12.53	427	761.59	400.88	1781	4773.45
43	TS Co-op Apex Bank	1121	0.01	0	0.00	0	0.00	0.00	0	0.00
44	A P Mahesh Co-op Bank	0	0.00	0	0.00	0	0.00	0.00	0	0.00
	Co-OPERATIVE BANKS TOTAL	1121	0.01	0	0.00	0	0.00	0.00	0	0.00
45	APGVB	0	0.00	0	0.00	0	0.00	0.00	0	0.00
46	Telangana Grameena Bank	4	0.75	0	0.00	4	0.75	0.39	4	0.75
	REGIONAL RURAL BANKS TOTAL	4	0.75	0	0.00	4	0.75	0.39	4	0.75
47	APSFC	0	0.00	0	0.00	0	0.00	0.00	0	0.00
	OTHERS TOTAL	0	0.00	0	0.00	0	0.00	0.00	0	0.00
	GRAND TOTAL	3299	5508.96	6	12.53	431	762.34	401.27	1785	4774.20

BANK-WISE LOANS UNDER RAJEEV YUVA SHAKTI SCHEME AS ON 31/03/19

Sl.No	Name of the Bank	Outstanding		Disbursement		Overdue Position			NPAs position	
		No. of a/c	Amount	No. of a/c	Amount	No. of a/c	Total Balance in overdue accounts	Actual overdue amount	No. of a/c	Amount
1	Allahabad Bank	0	0.00	0	0.00	0	0.00	0.00	0	0.00
2	Andhra Bank	567	185.13	6	4.59	463	175.10	349.91	346	140.76
3	Bank Of Baroda	583	615.00	0	0.00	361	184.10	174.00	77	69.00
4	Bank of India	0	0.00	0	0.00	0	0.00	0.00	0	0.00
5	Bank of Maharashtra	0	0.00	0	0.00	0	0.00	0.00	0	0.00
6	Canara Bank	98	86.92	3	1.26	32	15.69	13.40	11	6.99
7	Central Bank of India	0	0.00	0	0.00	0	0.00	0.00	0	0.00
8	Corporation Bank	0	0.00	0	0.00	0	0.00	0.00	0	0.00
9	Dena Bank	0	0.00	0	0.00	0	0.00	0.00	0	0.00
10	IDBI Bank	0	0.00	0	0.00	0	0.00	0.00	0	0.00
11	Indian Bank	42	37.00	0	0.00	0	0.00	0.00	0	0.00
12	Indian Overseas Bank	848	610.03	5	5.10	192	185.91	28.00	82	39.00
13	Oriental Bank of Commerce	1	1.23	0	0.00	0	0.00	0.00	0	0.00
14	Punjab National Bank	0	0.00	0	0.00	0	0.00	0.00	0	0.00
15	Punjab & Sind Bank	0	0.00	0	0.00	0	0.00	0.00	0	0.00
16	Syndicate Bank	0	0.00	0	0.00	0	0.00	0.00	0	0.00
17	UCO Bank	4	3.40	0	0.00	2	2.28	1.47	2	2.28
18	Union Bank Of India	94	56.88	0	0.00	13	19.25	1.54	10	9.22
19	United Bank of India	0	0.00	0	0.00	0	0.00	0.00	0	0.00
20	Vijaya Bank	0	0.00	0	0.00	0	0.00	0.00	0	0.00
21	State Bank of India	12880	4076.00	0	0.00	426	537.00	219.00	8402	2852.00
	PUBLIC SECTOR BANKS TOTAL	15117	5671.59	14	10.95	1489	1119.33	787.32	8930	3119.25
22	Axis Bank	0	0.00	0	0.00	0	0.00	0.00	0	0.00
23	Bhandhan Bank	0	0.00	0	0.00	0	0.00	0.00	0	0.00
24	Catholic Syrian Bank	0	0.00	0	0.00	0	0.00	0.00	0	0.00
25	City Union Bank	0	0.00	0	0.00	0	0.00	0.00	0	0.00
26	Development Credit Bank	0	0.00	0	0.00	0	0.00	0.00	0	0.00
27	Dhanalaxmi Bank	0	0.00	0	0.00	0	0.00	0.00	0	0.00
28	Equitas	0	0.00	0	0.00	0	0.00	0.00	0	0.00
29	Federal Bank	0	0.00	0	0.00	0	0.00	0.00	0	0.00
30	HDFC Bank	0	0.00	0	0.00	0	0.00	0.00	0	0.00
31	ICICI Bank	0	0.00	0	0.00	0	0.00	0.00	0	0.00
32	Indusind Bank	0	0.00	0	0.00	0	0.00	0.00	0	0.00
33	Jammu & Kashmir Bank	0	0.00	0	0.00	0	0.00	0.00	0	0.00
34	Karnataka Bank	0	0.00	0	0.00	0	0.00	0.00	0	0.00
35	Karur Vysya Bank	0	0.00	0	0.00	0	0.00	0.00	0	0.00
36	KBSLAB	0	0.00	0	0.00	0	0.00	0.00	0	0.00
37	Laxmi Vilas Bank	0	0.00	0	0.00	0	0.00	0.00	0	0.00
38	Ratnakar Bank	0	0.00	0	0.00	0	0.00	0.00	0	0.00
39	South Indian Bank	0	0.00	0	0.00	0	0.00	0.00	0	0.00
40	Kotak Mahindra Bank	0	0.00	0	0.00	0	0.00	0.00	0	0.00
41	Yes Bank	0	0.00	0	0.00	0	0.00	0.00	0	0.00
42	Tamilnadu Mer. Bank	0	0.00	0	0.00	0	0.00	0.00	0	0.00
	PRIVATE SECTOR BANKS TOTAL	0	0.00	0	0.00	0	0.00	0.00	0	0.00
	COMMERCIAL BANKS TOTAL	15117	5671.59	14	10.95	1489	1119.33	787.32	8930	3119.25
43	TS Co-op Apex Bank	11	0.00	0	0.00	0	0.00	0.00	0	0.00
44	A P Mahesh Co-op Bank	0	0.00	0	0.00	0	0.00	0.00	0	0.00
	Co-OPERATIVE BANKS TOTAL	11	0.00	0	0.00	0	0.00	0.00	0	0.00
45	APGVB	182	352.47	0	0.00	32	27.56	6.24	21	19.63
46	Telangana Grameena Bank	0	0.00	0	0.00	0	0.00	0.00	0	0.00
	REGIONAL RURAL BANKS TOTAL	182	352.47	0	0.00	32	27.56	6.24	21	19.63
47	APSFC	0	0.00	0	0.00	0	0.00	0.00	0	0.00
	OTHERS TOTAL	0	0.00	0	0.00	0	0.00	0.00	0	0.00
	GRAND TOTAL	15310	6024.06	14	10.95	1521	1146.89	793.56	8951	3138.88

Short Term crop Production Loans - Bankwise outstanding, overdues and NPAs as on 31/03/19

(Rs. In lac)

Sl.No	Name of the Bank	Outstanding		Overdues			NPAs	
		No. of a/c	Amount	No. of a/c	Total Balance in overdue accounts	Actual overdue amount	No. of a/c	Amount
1	Allahabad Bank	8161	7838.28	1702	1333.03	213.00	289	259.48
2	Andhra Bank	709117	978477.56	403274	396109.25	396109.25	20357	24322.25
3	Bank Of Baroda	43969	64748.00	12526	16885.00	12128.00	794	3503.08
4	Bank of India	15362	13995.68	2502	1863.34	1863.34	1268	895.00
5	Bank of Maharashtra	12676	15994.00	1585	2382.00	157.00	568	452.00
6	Canara Bank	190713	186260.63	51044	42978.82	36243.55	4866	4486.34
7	Central Bank of India	71552	62321.00	16599	14314.00	7949.00	2551	1803.00
8	Corporation Bank	27989	29149.83	0	0.00	0.00	0	0.00
9	Dena Bank	2368	1730.90	84	92.05	85.57	76	74.03
10	IDBI Bank	10880	20738.81	0	0.00	0.00	567	722.52
11	Indian Bank	69086	115325.25	0	0.00	0.00	3488	2191.63
12	Indian Overseas Bank	115793	87388.14	10593	7221.47	809.27	4614	3120.78
13	Oriental Bank of Commerce	864	2736.33	110	539.00	185.00	29	217.59
14	Punjab National Bank	25284	23137.00	1907	2909.00	2182.00	1353	1711.65
15	Punjab & Sind Bank	3	0.91	0	0.00	0.00	0	0.00
16	Syndicate Bank	139315	169226.43	5716	5683.12	1438.50	6171	3169.48
17	UCO Bank	15490	14556.70	2310	2600.00	1327.00	1298	1374.00
18	Union Bank Of India	89982	86029.27	11504	5937.89	4580.99	8408	3414.55
19	United Bank of India	55	182.27	3	2.42	2.42	0	0.00
20	Vijaya Bank	61443	53938.39	8754	5608.49	4867.58	2402	740.91
21	State Bank of India	1416187	1412019.00	126403	174949.00	71308.00	172893	93802.00
	PUBLIC SECTOR BANKS TOTAL	3026289	3345794.38	656616	681407.88	541449.47	231992	146260.29
22	Axis Bank	4058	38492.26	0	0.00	0.00	113	827.27
23	Bhandhan Bank	0	0.00	0	0.00	0.00	0	0.00
24	Catholic Syrian Bank	284	211.32	0	0.00	0.00	0	0.00
25	City Union Bank	9678	9671.89	1757	1592.02	1491.28	3	1.03
26	Development Credit Bank	3422	6511.09	843	1933.45	81.79	10	367.01
27	Dhanalaxmi Bank	936	2379.38	0	0.00	0.00	0	0.00
28	Equitas	0	0.00	0	0.00	0.00	0	0.00
29	Federal Bank	4105	6716.00	3202	5121.00	5121.00	0	0.00
30	HDFC Bank	9259	76910.42	5367	40819.06	3060.24	377	1759.74
31	ICICI Bank	28953	101865.27	0	0.00	0.00	807	2611.73
32	Indusind Bank	0	0.00	0	0.00	0.00	0	0.00
33	Jammu & Kashmir Bank	0	0.00	0	0.00	0.00	0	0.00
34	Karnataka Bank	1931	4586.84	40	120.27	120.27	40	120.27
35	Karur Vysya Bank	18188	25597.00	10	18.00	18.00	2	3.00
36	KBSLAB	1556	684.39	369	153.96	150.41	60	9.90
37	Laxmi Vilas Bank	5562	6479.82	4633	5411.22	234.61	5	5.07
38	Ratnakar Bank	123	1089.00	34	94.00	94.00	0	0.00
39	South Indian Bank	0	0.00	0	0.00	0.00	0	0.00
40	Kotak Mahindra Bank	1795	2500.76	0	0.00	0.00	1737	214.93
41	Yes Bank	42	922.00	0	0.00	0.00	0	0.00
42	Tamilnadu Mer. Bank	1890	1528.36	0	0.00	0.00	0	0.00
	PRIVATE SECTOR BANKS TOTAL	91782	286145.82	16255	55262.99	10371.60	3154	5919.94
	COMMERCIAL BANKS TOTAL	3118071	3631940.20	672871	736670.87	551821.07	235146	152180.23
43	TS Co-op Apex Bank	840199	359064	15214	8956.75	3860.13	12405	6349.53
44	A P Mahesh Co-op Bank	0	0.00	0	0.00	0.00	0	0.00
	Co-OPERATIVE BANKS TOTAL	840199	359063.69	15214	8956.75	3860.13	12405	6349.53
45	APGVB	701146	542287.81	213357	124605.47	20699.73	6173	2304.06
46	Telangana Grameena Bank	501904	493186.30	138725	117586.94	100946.14	19571	7904.66
	REGIONAL RURAL BANKS TOTAL	1203050	1035474.11	352082	242192.41	121645.87	25744	10208.72
47	APSFC	0	0.00	0	0.00	0.00	0	0.00
	OTHERS TOTAL	0	0.00	0	0.00	0.00	0	0.00
	GRAND TOTAL	5161320	5026478.00	1040167	987820.03	677327.07	273295	168738.48

Agriculture Term Loans including Allied activities - Bankwise outstanding, overdues and NPAs as on 31/03/19

Sl.No	Name of the Bank	Outstanding		Overdues			NPAs	
		No. of a/c	Amount	No. of a/c	Total Balance in overdue accounts	Actual overdue amount	No. of a/c	Amount
1	Allahabad Bank	1185	7917.00	171	447.00	30.00	57	301.00
2	Andhra Bank	29903	227123.37	11623	59700.70	26153.83	2336	17790.61
3	Bank Of Baroda	3740	43204.01	950	1647.00	239.00	218	3053.15
4	Bank of India	5775	39480.29	1087	3056.50	427.50	940	5788.84
5	Bank of Maharashtra	695	23640.00	116	2944.00	15.00	250	1457.00
6	Canara Bank	13288	127792.19	3817	18466.97	6334.31	2242	24608.87
7	Central Bank of India	2045	26489.80	1225	8196.00	11337.30	741	9897.70
8	Corporation Bank	1848	29667.76	0	0.00	0.00	0	0.00
9	Dena Bank	2	19425.56	0	0.00	0.00	0	0.00
10	IDBI Bank	1580	8078.93	0	0.00	0.00	180	485.07
11	Indian Bank	6799	115917.57	0	0.00	0.00	102	992.20
12	Indian Overseas Bank	6952	124287.25	1148	9449.90	626.29	1422	8004.37
13	Oriental Bank of Commerce	117	10634.76	25	5780.00	3684.00	13	4080.34
14	Punjab National Bank	12661	36054.00	6258	10317.00	7576.00	4318	7461.00
15	Punjab & Sind Bank	14	131.02	0	0.00	0.00	0	0.00
16	Syndicate Bank	21617	53960.75	15334	13646.33	11876.41	13813	12395.36
17	UCO Bank	1478	10277.30	484	1127.00	452.00	294	818.00
18	Union Bank Of India	16847	54042.38	2381	3395.40	2407.99	3649	4225.55
19	United Bank of India	107	792.70	38	18.94	16.15	35	15.64
20	Vijaya Bank	4611	29014.92	1581	6113.84	969.29	1188	5144.55
21	State Bank of India	87702	171184.00	10731	13902.00	5711.00	30180	43557.00
	PUBLIC SECTOR BANKS TOTAL	218966	1159115.56	56969	158208.58	77856.07	61978	150076.25
22	Axis Bank	14103	59549.84	1451	26816.54	16830.45	117	783.12
23	Bhandhan Bank	431	62.02	0	0.00	0.00	0	0.00
24	Catholic Syrian Bank	21	136.29	0	0.00	0.00	0	0.00
25	City Union Bank	178	10076.62	37	1205.89	458.40	5	26.75
26	Development Credit Bank	1232	4476.14	280	1594.51	381.95	96	299.47
27	Dhanalaxmi Bank	0	0.00	0	0.00	0.00	0	0.00
28	Equitas Bank	113	122.00	6	6.00	0.00	3	2.00
29	Federal Bank	73	1230.00	5	540.00	540.00	1	15.00
30	HDFC Bank	40850	176389.73	4206	23485.12	2473.63	892	5724.35
31	ICICI Bank	69296	120226.40	0	0.00	0.00	1349	761.53
32	Indusind Bank	39428	65777.93	0	0.00	0.00	2118	1423.85
33	Jammu & Kashmir Bank	1	130.39	0	0.00	0.00	0	0.00
34	Karnataka Bank	121	8655.81	3	91.15	91.15	3	91.15
35	Karur Vysya Bank	559	20026.00	13	1183.00	1183.00	10	88.00
36	KBSLAB	3190	1368.01	229	95.58	10.01	131	22.03
37	Laxmi Vilas Bank	11	1500.86	2	51.43	0.43	1	1.38
38	Ratnakar Bank	63	5275.00	9	664.00	664.00	9	639.00
39	South Indian Bank	21120	23926.00	132	1324.00	1324.00	0	0.00
40	Kotak Mahindra Bank	8794	80539.44	0	0.00	0.00	231	434.04
41	Yes Bank	1600	57405.00	0	0.00	0.00	0	0.00
42	Tamilnadu Mer. Bank	661	2932.14	2	26.60	26.60	2	24.96
	PRIVATE SECTOR BANKS TOTAL	201845	639805.62	6375	57083.82	23983.62	4968	10336.63
	COMMERCIAL BANKS TOTAL	420811	1798921.18	63344	215292.40	101839.69	66946	160412.88
43	TS Co-op Apex Bank	179421	193245.61	21958	30643.34	14556.51	18371	11068.92
44	A P Mahesh Co-op Bank	0	0.00	0	0.00	0.00	0	0.00
	Co-OPERATIVE BANKS TOTAL	179421	193245.61	21958	30643.34	14556.51	18371	11068.92
45	APGVB	114708	281712.07	20491	20921.40	2386.49	6593	4210.41
46	Telangana Grameena Bank	17392	8344.17	9308	4358.75	1788.25	4590	1934.96
	REGIONAL RURAL BANKS TOTAL	132100	290056.24	29799	25280.15	4174.74	11183	6145.37
47	APSFC	0	0.00	0	0.00	0.00	0	0.00
	OTHERS TOTAL	0	0.00	0	0.00	0.00	0	0.00
	GRAND TOTAL	732332	2282223.03	115101	271215.89	120570.94	96500	177627.17

Agriculture & Allied - Indirect Loans - Bankwise outstanding, overdues and NPAs as on 31/03/19 (Rs. In lac)

Sl.No	Name of the Bank	Outstanding		Overdues			NPAs	
		No. of a/c	Amount	No. of a/c	Total Balance in overdue accounts	Actual overdue amount	No. of a/c	Amount
1	Allahabad Bank	0	0.00	0	0.00	0.00	0	0.00
2	Andhra Bank	80	38126.69	25	14417.85	7751.31	1	4797.74
3	Bank Of Baroda	0	0.00	0	0.00	0.00	0	0.00
4	Bank of India	0	0.00	0	0.00	0.00	0	0.00
5	Bank of Maharashtra	0	0.00	0	0.00	0.00	0	0.00
6	Canara Bank	5	761.13	0	0.00	0.00	0	0.00
7	Central Bank of India	0	0.00	0	0.00	0.00	0	0.00
8	Corporation Bank	0	0.00	0	0.00	0.00	0	0.00
9	Dena Bank	0	0.00	0	0.00	0.00	0	0.00
10	IDBI Bank	5	0.00	0	0.00	0.00	0	0.00
11	Indian Bank	0	0.00	0	0.00	0.00	0	0.00
12	Indian Overseas Bank	0	0.00	0	0.00	0.00	0	0.00
13	Oriental Bank of Commerce	17	7617.68	7	9546.10	4540.00	5	7046.58
14	Punjab National Bank	5	949807.00	0	0.00	0.00	0	0.00
15	Punjab & Sind Bank	0	0.00	0	0.00	0.00	0	0.00
16	Syndicate Bank	4294	20744.49	0	0.00	0.00	0	0.00
17	UCO Bank	0	0.00	0	0.00	0.00	0	0.00
18	Union Bank Of India	0	0.00	0	0.00	0.00	0	0.00
19	United Bank of India	2	221.10	0	0.00	0.00	0	0.00
20	Vijaya Bank	0	0.00	0	0.00	0.00	0	0.00
21	State Bank of India	1322	55058.00	0	0.00	0.00	0	0.00
	PUBLIC SECTOR BANKS TOTAL	5730	1072336.09	32	23963.95	12291.31	6	11844.32
22	Axis Bank	0	0.00	0	0.00	0.00	0	0.00
23	Bhandhan Bank	0	0.00	0	0.00	0.00	0	0.00
24	Catholic Syrian Bank	0	0.00	0	0.00	0.00	0	0.00
25	City Union Bank	0	0.00	0	0.00	0.00	0	0.00
26	Development Credit Bank	36	389.19	8	78.51	1.78	1	16.84
27	Dhanalaxmi Bank	0	0.00	0	0.00	0.00	0	0.00
28	Equitas Bank	0	0.00	0	0.00	0.00	0	0.00
29	Federal Bank	0	0.00	0	0.00	0.00	0	0.00
30	HDFC Bank	0	0.00	0	0.00	0.00	0	0.00
31	ICICI Bank	0	0.00	0	0.00	0.00	0	0.00
32	Indusind Bank	0	0.00	0	0.00	0.00	0	0.00
33	Jammu & Kashmir Bank	0	0.00	0	0.00	0.00	0	0.00
34	Karnataka Bank	0	0.00	0	0.00	0.00	0	0.00
35	Karur Vysya Bank	6517	18427.00	0	0.00	0.00	0	0.00
36	KBSLAB	0	0.00	0	0.00	0.00	0	0.00
37	Laxmi Vilas Bank	0	0.00	0	0.00	0.00	0	0.00
38	Ratnakar Bank	0	0.00	0	0.00	0.00	0	0.00
39	South Indian Bank	0	0.00	0	0.00	0.00	0	0.00
40	Kotak Mahindra Bank	0	0.00	0	0.00	0.00	0	0.00
41	Yes Bank	0	0.00	0	0.00	0.00	0	0.00
42	Tamilnadu Mer. Bank	0	0.00	0	0.00	0.00	0	0.00
	PRIVATE SECTOR BANKS TOTAL	6553	18816.19	8	78.51	1.78	1	16.84
	COMMERCIAL BANKS TOTAL	12283	1091152.28	40	24042.46	12293.09	7	11861.16
43	TS Co-op Apex Bank	2983	9686.83	0	0.00	0.00	0	0.00
44	A P Mahesh Co-op Bank	0	0.00	0	0.00	0.00	0	0.00
	Co-OPERATIVE BANKS TOTAL	2983	9686.83	0	0.00	0.00	0	0.00
45	APGVB	0	0.00	0	0.00	0.00	0	0.00
46	Telangana Grameena Bank	0	0.00	0	0.00	0.00	0	0.00
	REGIONAL RURAL BANKS TOTAL	0	0.00	0	0.00	0.00	0	0.00
47	APSFC	0	0.00	0	0.00	0.00	0	0.00
	OTHERS TOTAL	0	0.00	0	0.00	0.00	0	0.00
	GRAND TOTAL	15266	1100839.11	40	24042.46	12293.09	7	11861.16

Total Agriculture Advances - Bankwise outstanding, overdues and NPAs as on 31/03/19

(Rs. In lac)

Sl.No	Name of the Bank	Outstanding		Overdues			NPAs	
		No. of a/c	Amount	No. of a/c	Total Balance in overdue accounts	Actual overdue amount	No. of a/c	Amount
1	Allahabad Bank	9346	15755.28	1873	1780.03	243.00	346	560.48
2	Andhra Bank	739020	1205600.93	414897	455809.95	422263.08	22693	42112.86
3	Bank Of Baroda	47709	107952.01	13476	18532.00	12367.00	1012	6556.23
4	Bank of India	21137	53475.97	3589	4919.84	2290.84	2208	6683.84
5	Bank of Maharashtra	13371	39634.00	1701	5326.00	172.00	818	1909.00
6	Canara Bank	204001	314052.82	54861	61445.79	42577.86	7108	29095.21
7	Central Bank of India	73597	88810.80	17824	22510.00	19286.30	3292	11700.70
8	Corporation Bank	29837	58817.59	0	0.00	0.00	0	0.00
9	Dena Bank	2370	21156.46	84	92.05	85.57	76	74.03
10	IDBI Bank	12460	28817.74	0	0.00	0.00	747	1207.59
11	Indian Bank	75885	231242.82	0	0.00	0.00	3590	3183.83
12	Indian Overseas Bank	122745	211675.39	11741	16671.37	1435.56	6036	11125.15
13	Oriental Bank of Commerce	981	13371.09	135	6319.00	3869.00	42	4297.93
14	Punjab National Bank	37945	59191.00	8165	13226.00	9758.00	5671	9172.65
15	Punjab & Sind Bank	17	131.93	0	0.00	0.00	0	0.00
16	Syndicate Bank	160932	223187.18	21050	19329.45	13314.91	19984	15564.84
17	UCO Bank	16968	24834.00	2794	3727.00	1779.00	1592	2192.00
18	Union Bank Of India	106829	140071.65	13885	9333.29	6988.98	12057	7640.10
19	United Bank of India	162	974.97	41	21.36	18.57	35	15.64
20	Vijaya Bank	66054	82953.31	10335	11722.33	5836.87	3590	5885.46
21	State Bank of India	1503889	1583203.00	137134	188851.00	77019.00	203073	137359.00
	PUBLIC SECTOR BANKS TOTAL	3245255	4504909.94	713585	839616.46	619305.54	293970	296336.54
22	Axis Bank	18161	98042.10	1451	26816.54	16830.45	230	1610.39
23	Bhandhan Bank	431	62.02	0	0.00	0.00	0	0.00
24	Catholic Syrian Bank	305	347.61	0	0.00	0.00	0	0.00
25	City Union Bank	9856	19748.51	1794	2797.91	1949.68	8	27.78
26	Development Credit Bank	4654	10987.23	1123	3527.97	463.74	106	666.47
27	Dhanalaxmi Bank	936	2379.38	0	0.00	0.00	0	0.00
28	Equitas Bank	113	122.00	6	6.00	0.00	3	2.00
29	Federal Bank	4178	7946.00	3207	5661.00	5661.00	1	15.00
30	HDFC Bank	50109	253300.15	9573	64304.18	5533.86	1269	7484.09
31	ICICI Bank	98249	222091.67	0	0.00	0.00	2156	3373.26
32	Indusind Bank	39428	65777.93	0	0.00	0.00	2118	1423.85
33	Jammu & Kashmir Bank	1	130.39	0	0.00	0.00	0	0.00
34	Karnataka Bank	2052	13242.65	43	211.42	211.42	43	211.42
35	Karur Vysya Bank	18747	45623.00	23	1201.00	1201.00	12	91.00
36	KBSLAB	4746	2052.41	598	249.54	160.42	191	31.93
37	Laxmi Vilas Bank	5573	7980.68	4635	5462.65	235.04	6	6.45
38	Ratnakar Bank	186	6364.00	43	758.00	758.00	9	639.00
39	South Indian Bank	21120	23926.00	132	1324.00	1324.00	0	0.00
40	Kotak Mahindra Bank	10589	83040.20	0	0.00	0.00	1968	648.97
41	Yes Bank	1642	58327.00	0	0.00	0.00	0	0.00
42	Tamilnadu Mer. Bank	2551	4460.50	2	26.60	26.60	2	24.96
	PRIVATE SECTOR BANKS TOTAL	293627	925951.44	22630	112346.81	34355.22	8122	16256.57
	COMMERCIAL BANKS TOTAL	3538882	5430861.38	736215	951963.27	653660.76	302092	312593.11
43	TS Co-op Apex Bank	1019620	552309.30	37172	39600.09	18416.64	30776	17418.45
44	A P Mahesh Co-op Bank	0	0.00	0	0.00	0.00	0	0.00
	Co-OPERATIVE BANKS TOTAL	1019620	552309.30	37172	39600.09	18416.64	30776	17418.45
45	APGVB	815854	823999.88	233848	145526.87	23086.22	12766	6514.47
46	Telangana Grameena Bank	519296	501530.47	148033	121945.69	102734.39	24161	9839.62
	REGIONAL RURAL BANKS TOTAL	1335150	1325530.35	381881	267472.56	125820.61	36927	16354.09
47	APSFC	0	0.00	0	0.00	0.00	0	0.00
	OTHERS TOTAL	0	0.00	0	0.00	0.00	0	0.00
	GRAND TOTAL	5893652	7308701.03	1155268	1259035.92	797898.01	369795	346365.65

Micro & Small, Medium Enterprises (Priority): Bank wise outstanding, overdues & NPAs as on 31/03/19

(Rs. In lac)

Sl.No	Name of the Bank	Outstanding		Overdues			NPAs	
		No. of a/c	Amount	No. of a/c	Total Balance in overdue accounts	Actual overdue amount	No. of a/c	Amount
1	Allahabad Bank	1758	33261.08	434	6234.04	308.00	146.0	3725.76
2	Andhra Bank	79426	835044.75	38053	330639.04	188481.17	11857.0	97844.41
3	Bank Of Baroda	6770	94700.00	1113	20617.00	966.00	984.0	13253.00
4	Bank of India	18095	149770.51	3618	29953.26	3593.54	1905.0	43528.13
5	Bank of Maharashtra	2963	42792.00	574	8630.00	1552.00	286.0	7892.00
6	Canara Bank	29706	250557.55	8744	71334.18	9663.55	10645.0	90211.51
7	Central Bank of India	8421	56771.21	2722	13350.00	5374.00	2605.0	9150.00
8	Corporation Bank	13357	67050.32	0	0.00	0.00	0.0	0.00
9	Dena Bank	1863	19007.91	0	0.00	0.00	0.0	0.00
10	IDBI Bank	12537	92801.69	0	0.00	0.00	448.0	16598.94
11	Indian Bank	4783	15449.72	0	0.00	0.00	2226.0	3504.72
12	Indian Overseas Bank	15583	129235.82	1833	9470.95	1071.60	3634.0	25527.54
13	Oriental Bank of Commerce	3967	65788.89	591	16442.84	11464.15	259.0	8591.94
14	Punjab National Bank	8760	84567.00	5529	43515.00	0.00	1916.0	12246.00
15	Punjab & Sind Bank	192	2901.78	0	0.00	0.00	5.0	0.01
16	Syndicate Bank	28886	119438.15	812	3774.02	3680.25	878.0	3746.48
17	UCO Bank	9283	73678.00	670	37125.00	12839.00	569.0	23049.00
18	Union Bank Of India	13617	162562.63	3410	15715.60	1450.77	6424.0	6535.53
19	United Bank of India	1923	9292.74	124	327.46	283.57	107.0	275.35
20	Vijaya Bank	8329	48846.21	3949	15735.46	6146.47	2384.0	9588.99
21	State Bank of India	826920	1257154.00	41949	74257.00	31940.00	52568.0	197109.00
	PUBLIC SECTOR BANKS TOTAL	1097139	3610671.96	114125	697120.85	278814.07	99846.0	572378.31
22	Axis Bank	6851	191714.22	700	41263.60	17823.92	49.0	1892.15
23	Bhandhan Bank	6146	2312.47	0	0.00	0.00	0.0	0.00
24	Catholic Syrian Bank	7	264.01	0	0.00	0.00	0.0	0.00
25	City Union Bank	828	55268.49	42	1790.26	586.40	25.0	1609.88
26	Development Credit Bank	1691	38239.54	226	6116.91	128.09	8.0	126.04
27	Dhanalaxmi Bank	49	1291.24	0	0.00	0.00	2.0	22.11
28	Equitas Bank	2359	9444.00	426	1249.00	27.00	91.0	311.00
29	Federal Bank	201	16547.00	59	4293.00	4293.00	29.0	1403.00
30	HDFC Bank	59113	482426.17	3075	45893.34	1904.46	1118.0	6391.68
31	ICICI Bank	22322	397602.37	0	0.00	0.00	225.0	7110.36
32	Indusind Bank	23833	137452.85	0	0.00	0.00	1479.0	462.19
33	Jammu & Kashmir Bank	193	1015.68	4	28.47	28.47	42.0	270.66
34	Karnataka Bank	1124	45129.73	132	2676.54	2676.54	132.0	2676.54
35	Karur Vysya Bank	4411	110579.00	114	6583.00	6583.00	125.0	530.00
36	KBSLAB	7823	3216.99	296	176.35	81.76	315.0	96.98
37	Laxmi Vilas Bank	1043	33396.64	195	8405.61	465.16	45.0	939.47
38	Ratnakar Bank	4872	42036.00	610	2978.00	2978.00	129.0	337.00
39	South Indian Bank	718	50703.00	0	0.00	0.00	0.0	0.00
40	Kotak Mahindra Bank	7558	192095.70	0	0.00	0.00	107.0	1770.77
41	Yes Bank	5261	157858.00	0	0.00	0.00	31.0	2757.00
42	Tamilnadu Mer. Bank	391	11210.83	8	21.77	21.77	8.0	14.04
	PRIVATE SECTOR BANKS TOTAL	156794	1979803.94	5887	121475.84	37597.57	3960.0	28720.88
	COMMERCIAL BANKS TOTAL	1253933	5590475.90	120012	818596.69	316411.64	103806.0	601099.19
43	TS Co-op Apex Bank	10323	6487.69	197	197.00	96.72	116.0	103.21
44	A P Mahesh Co-op Bank	7798	68046.04	248	8350.00	6855.00	72.0	2122.57
	Co-OPERATIVE BANKS TOTAL	18121	74533.73	445	8547.00	6951.72	188.0	2225.78
45	APGVB	70058	93099.05	12543	9861.27	1846.52	7904.0	2665.81
46	Telangana Grameena Bank	38440	56223.43	15577	6181.93	2341.66	9643.0	2970.10
	REGIONAL RURAL BANKS TOTAL	108498	149322.48	28120	16043.20	4188.18	17547.0	5635.91
47	APSFC	1674	118071.37	1662	114861.00	7109.19	614.0	36263.20
	OTHERS TOTAL	1674	118071.37	1662	114861.00	7109.19	614.0	36263.20
	GRAND TOTAL	1382226	5932403.48	150239	958047.89	334660.73	122155.0	645224.08

Others' under Priority Sector Advances - Bank wise outstanding, overdues & NPAs as on 31/03/19

(Rs. In lac)

Sl.No	Name of the Bank	Outstanding		Overdues			NPAs	
		No. of a/c	Amount	No. of a/c	Total Balance in overdue accounts	Actual overdue amount	No. of a/c	Amount
1	Allahabad Bank	7700	44006.64	399	4576.67	301.00	61	394.81
2	Andhra Bank	39890	283439.86	17315	105950.72	10925.04	5975	6859.36
3	Bank Of Baroda	8954	30085.76	2025	13001.00	1855.00	1332	11798.53
4	Bank of India	7178	71398.49	1434	14279.60	1713.40	763	1471.83
5	Bank of Maharashtra	4139	24975.00	265	3009.00	115.00	184	215.00
6	Canara Bank	7138	48044.57	946	11112.56	367.80	311	1696.93
7	Central Bank of India	5327	41938.87	2288	22347.00	2166.00	1281	1951.00
8	Corporation Bank	4691	74555.79	0	0.00	0.00	0	0.00
9	Dena Bank	906	6617.22	32	171.69	0.00	0	0.00
10	IDBI Bank	10365	100390.02	0	0.00	0.00	151	1170.78
11	Indian Bank	8107	39668.41	0	0.00	0.00	297	627.61
12	Indian Overseas Bank	6727	84337.06	824	5281.16	151.22	682	5881.56
13	Oriental Bank of Commerce	3695	24077.51	222	674.00	327.00	96	262.92
14	Punjab National Bank	4452	34199.00	0	0.00	0.00	216	1135.14
15	Punjab & Sind Bank	457	6043.63	0	0.00	0.00	12	132.62
16	Syndicate Bank	16479	63705.38	7047	35991.56	34160.03	6391	32877.31
17	UCO Bank	3363	23952.00	0	0.00	0.00	0	0.00
18	Union Bank Of India	17271	75321.83	287	2895.90	2109.34	24255	663.70
19	United Bank of India	1379	19973.18	11	53.09	37.22	7	34.81
20	Vijaya Bank	5449	40094.07	1765	9003.81	6056.38	1013	2947.43
21	State Bank of India	107584	938240.00	33522	110321.00	35734.00	3777	9493.00
	PUBLIC SECTOR BANKS TOTAL	271251	2075064.29	68382	338668.76	96018.43	46804	79614.34
22	Axis Bank	10178	97695.84	580	1163.43	53.10	520	2168.93
23	Bhandhan Bank	10	29364	0	0.00	0.00	0	0.00
24	Catholic Syrian Bank	45	428.23	0	0.00	0.00	0	0.00
25	City Union Bank	365	3219.95	69	566.18	19.65	9	55.88
26	Development Credit Bank	829	10636.42	46	262.80	6.14	4	17.55
27	Dhanalaxmi Bank	222	2652.86	18	434.07	0.00	43	4.00
28	Equitas Bank	21	262.00	0	0.00	0.00	0	0.00
29	Federal Bank	1098	11543.00	268	2726.00	2757.00	32	233.00
30	HDFC Bank	27729	202932.21	2575	872.49	290.14	167	101.17
31	ICICI Bank	15022	170994.56	0	0.00	0.00	103	720.33
32	Indusind Bank	296	3615.89	0	0.00	0.00	4639	14367.88
33	Jammu & Kashmir Bank	84	1011.93	1	11.60	11.60	1	10.43
34	Karnataka Bank	1425	18619.15	40	274.07	274.07	40	274.07
35	Karur Vysya Bank	1015	9469.00	34	744.00	744.00	6	518.00
36	KBSLAB	128	190.89	6	3.23	0.73	2	0.27
37	Laxmi Vilas Bank	191	2121.82	10	102.47	11.03	34	70.06
38	Ratnakar Bank	36	266.00	9	12.00	12.00	2	10.00
39	South Indian Bank	649	7092.00	0	0.00	0.00	0	0.00
40	Kotak Mahindra Bank	1477	12962.00	0	0.00	0.00	205	289.40
41	Yes Bank	1248	9683.00	0	0.00	0.00	4	12.00
42	Tamilnadu Mer. Bank	109	997.54	0	0.00	0.00	0	0.00
	PRIVATE SECTOR BANKS TOTAL	62177	595758.68	3656	7172.34	4179.46	5811	18852.97
	COMMERCIAL BANKS TOTAL	333428	2670822.97	72038	345841.10	100197.89	52615	98467.31
43	TS Co-op Apex Bank	88753	87648.48	2279	1412.36	1057.24	1969	2298.04
44	A P Mahesh Co-op Bank	1333	11634.08	0	0.00	0.00	0	0.00
	Co-OPERATIVE BANKS TOTAL	90086	99282.56	2279	1412.36	1057.24	1969	2298.04
45	APGVB	22785	143433.10	1750	3804.70	995.42	1067	1125.88
46	Telangana Grameena Bank	7477	59407.80	2159	8615.77	860.77	1283	1427.21
	REGIONAL RURAL BANKS TOTAL	30262	202840.90	3909	12420.47	1856.19	2350	2553.09
47	APSFC	0	0.00	0	0.00	0.00	0	0.00
	OTHERS TOTAL	0	0.00	0	0.00	0.00	0	0.00
	GRAND TOTAL	453776	2972946.43	78226	359673.93	103111.32	56934	103318.44

Total Priority Sector Advances - Bank wise outstanding, overdues & NPAs as on 31/03/19

(Rs. In lac)

Sl.No	Name of the Bank	Outstanding		Overdues			NPAs	
		No. of a/c	Amount	No. of a/c	Total Balance in overdue accounts	Actual overdue amount	No. of a/c	Amount
1	Allahabad Bank	18804	93023.00	2706	12590.74	852.00	553	4681.05
2	Andhra Bank	858336	2324085.54	470265	892399.71	621669.29	40525	146816.63
3	Bank Of Baroda	63433	232737.77	16614	52150.00	15188.00	3328	31607.76
4	Bank of India	46419	274985.83	8643	49220.70	7605.78	4878	51896.03
5	Bank of Maharashtra	20474	107543.00	2540	16965.00	1839.00	1288	10016.00
6	Canara Bank	240845	612654.94	64551	143892.53	52609.21	18064	121003.65
7	Central Bank of India	87345	187520.88	22834	58207.00	26826.30	7178	22801.70
8	Corporation Bank	47885	200423.70	0	0.00	0.00	0	0.00
9	Dena Bank	5139	46781.59	116	263.74	85.57	76	74.03
10	IDBI Bank	35362	222009.45	0	0.00	0.00	1346	18977.31
11	Indian Bank	88775	286360.95	0	0.00	0.00	6113	7316.16
12	Indian Overseas Bank	145055	425248.27	14398	31423.48	2658.38	10352	42534.25
13	Oriental Bank of Commerce	8643	103237.49	948	23435.84	15660.15	397	13152.79
14	Punjab National Bank	51161	177957.00	13694	56741.00	9758.00	7803	22553.79
15	Punjab & Sind Bank	666	9077.34	0	0.00	0.00	17	132.63
16	Syndicate Bank	206297	406330.71	28909	59095.03	51155.19	27253	52188.63
17	UCO Bank	29614	122464.00	3464	40852.00	14618.00	2161	25241.00
18	Union Bank Of India	137717	377956.11	17582	27944.79	10549.09	42736	14839.33
19	United Bank of India	3464	30240.89	176	401.91	339.36	149	325.80
20	Vijaya Bank	79832	171893.59	16049	36461.60	18039.72	6987	18421.88
21	State Bank of India	2438622	3790888.00	212605	373429.00	144693.00	259418	343961.00
	PUBLIC SECTOR BANKS TOTAL	4613888	10203420.05	896094	1875474.07	994146.04	440622	948541.42
22	Axis Bank	35190	387452.16	2731	69243.56	34707.47	799	5671.46
23	Bhandhan Bank	6587	31738.89	0	0.00	0.00	0	0.00
24	Catholic Syrian Bank	357	1039.85	0	0.00	0.00	0	0.00
25	City Union Bank	11049	78236.95	1905	5154.35	2555.73	42	1693.54
26	Development Credit Bank	7174	59863.20	1395	9907.67	597.97	118	810.06
27	Dhanalaxmi Bank	1207	6323.48	18	434.07	0.00	45	26.11
28	Equitas Bank	2493	9828.00	432	1255.00	27.00	94	313.00
29	Federal Bank	5477	36036.00	3534	12680.00	12711.00	62	1651.00
30	HDFC Bank	136951	938658.53	15223	111070.00	7728.47	2554	13976.94
31	ICICI Bank	135593	790688.60	0	0.00	0.00	2484	11203.95
32	Indusind Bank	63557	206846.67	0	0.00	0.00	8236	16253.92
33	Jammu & Kashmir Bank	278	2158.00	5	40.07	40.07	43	281.09
34	Karnataka Bank	4601	76991.53	215	3162.03	3162.03	215	3162.03
35	Karur Vysya Bank	24173	165671.00	171	8528.00	8528.00	143	1139.00
36	KBSLAB	12697	5460.28	900	429.12	242.90	508	129.19
37	Laxmi Vilas Bank	6807	43499.14	4840	13970.74	711.24	85	1015.98
38	Ratnakar Bank	5094	48666.00	662	3748.00	3748.00	140	986.00
39	South Indian Bank	22487	81721.00	132	1324.00	1324.00	0	0.00
40	Kotak Mahindra Bank	19635	289374.52	0	0.00	0.00	2280	2709.14
41	Yes Bank	8151	225868.00	0	0.00	0.00	35	2769.00
42	Tamilnadu Mer. Bank	3051	16668.87	10	48.37	48.37	10	39.00
	PRIVATE SECTOR BANKS TOTAL	512609	3502790.68	32173	240994.99	76132.25	17893	63830.42
	COMMERCIAL BANKS TOTAL	5126497	13706210.73	928267	2116469.06	1070278.28	458514	1012371.83
43	TS Co-op Apex Bank	1118696	646445.47	39648	41209.45	19570.60	32861	19819.70
44	A P Mahesh Co-op Bank	9131	79680.12	248	8350.00	6855.00	72	2122.57
	Co-OPERATIVE BANKS TOTAL	1127827	726125.59	39896	49559.45	26425.60	32933	21942.27
45	APGVB	908697	1060532.03	248141	159192.84	25928.16	21737	10306.16
46	Telangana Grameena Bank	565213	617161.70	165769	136743.39	105936.82	35087	14236.93
	REGIONAL RURAL BANKS TOTAL	1473910	1677693.73	413910	295936.23	131864.98	56824	24543.09
47	APSFC	1674	118071.37	1662	114861.00	7109.19	614	36263.20
	OTHERS TOTAL	1674	118071.37	1662	114861.00	7109.19	614	36263.20
	GRAND TOTAL	7729908	16228101.42	1383735	2576825.74	1235678.05	548885	1095120.39

Non-Priority Sector Advances - Bank wise outstanding, overdues & NPAs as on 31/03/19

(Rs. In lac)

Sl.No	Name of the Bank	Outstanding		Overdues			NPAs	
		No. of a/c	Amount	No. of a/c	Total Balance in overdue accounts	Actual overdue amount	No. of a/c	Amount
1	Allahabad Bank	2594	493187.00	148	18052.23	1176.00	28	9938.22
2	Andhra Bank	230773	3584023.54	29620	1228176.11	766278.13	2376	930204.69
3	Bank Of Baroda	17042	788020.26	4139	31766.00	3118.00	1554	11852.00
4	Bank of India	15309	1580609.17	3051	316090.00	37930.00	817	302156.25
5	Bank of Maharashtra	3210	265099.00	91	4235.00	157.00	39	63360.00
6	Canara Bank	23944	1847884.67	5622	145103.28	35176.83	771	689204.61
7	Central Bank of India	25392	665678.09	1509	322202.00	116990.00	2972	357139.00
8	Corporation Bank	34251	711360.30	0	0.00	0.00	0	0.00
9	Dena Bank	6158	119980.40	0	0.00	0.00	0	0.00
10	IDBI Bank	7196	525392.65	0	0.00	0.00	460	269468.87
11	Indian Bank	73069	747527.98	0	0.00	0.00	221	1108.61
12	Indian Overseas Bank	34747	944775.84	5010	180783.57	3232.86	4891	213845.28
13	Oriental Bank of Commerce	6275	958107.14	7	9546.10	0.00	154	403744.06
14	Punjab National Bank	12765	1690931.00	7816	85924.00	0.00	389	41339.79
15	Punjab & Sind Bank	590	382451.72	0	0.00	0.00	77	74133.28
16	Syndicate Bank	93997	176542.87	1998	213.00	202.35	1817	194.45
17	UCO Bank	4840	341944.00	0	0.00	0.00	0	0.00
18	Union Bank Of India	18006	686452.56	2074	155858.67	151087.18	2056	164489.54
19	United Bank of India	1597	132340.72	60	40810.60	40744.65	45	40736.49
20	Vijaya Bank	7780	816962.94	1778	123447.39	16766.22	903	106681.17
21	State Bank of India	3594982	7434363.00	150777	1410721.00	179363.00	31220	1396959.00
	PUBLIC SECTOR BANKS TOTAL	4214517	24893634.85	213700	4072928.95	1352222.22	50790	5076555.31
22	Axis Bank	107627	2052559.18	0	0.00	0.00	827	205221.72
23	Bhandhan Bank	232	917.84	0	0.00	0.00	0	0.00
24	Catholic Syrian Bank	6695	11413.35	0	0.00	0.00	0	0.00
25	City Union Bank	2637	121128.92	235	6116.64	492.60	29	1342.76
26	Development Credit Bank	5358	84280.33	815	5584.92	238.86	28	711.83
27	Dhanalaxmi Bank	2104	9082.11	33	412.07	244.67	74	970.97
28	Equitas Bank	168	2226.00	0	0.00	0.00	13	50.00
29	Federal Bank	15743	139011.00	6972	17724.00	18553.00	94	4542.00
30	HDFC Bank	1877032	3244615.58	480951	299515.33	25697.58	25280	25220.51
31	ICICI Bank	552976	2143933.13	0	0.00	0.00	20553	188533.38
32	Indusind Bank	140578	1391548.84	0	0.00	0.00	0	0.00
33	Jammu & Kashmir Bank	620	33749.00	3	13.13	13.13	63	30595.31
34	Karnataka Bank	4568	130025.58	134	10529.53	10529.53	134	10529.53
35	Karur Vysya Bank	21921	245465.00	580	38290.00	38290.00	716	63635.00
36	KBSLAB	4082	1998.80	81	50.83	41.73	53	4.78
37	Laxmi Vilas Bank	4064	97902.51	395	18271.41	8506.46	178	51453.35
38	Ratnakar Bank	5338	150552.00	614	24078.00	24078.00	419	4172.00
39	South Indian Bank	23145	211624.00	0	0.00	0.00	0	0.00
40	Kotak Mahindra Bank	42399	568008.71	0	0.00	0.00	1019	37668.94
41	Yes Bank	31442	1071051.00	0	0.00	0.00	167	10277.00
42	Tamilnadu Mer. Bank	1072	43708.31	65	15159.10	15159.10	65	146.27
	PRIVATE SECTOR BANKS TOTAL	2849801	11754801.19	490878	435744.95	141844.65	49712	635075.35
	COMMERCIAL BANKS TOTAL	7064318	36648436.04	704578	4508673.90	1494066.88	100502	5711630.66
43	TS Co-op Apex Bank	131857	208381.12	5410	5895.56	2521.83	3407	4120.59
44	A P Mahesh Co-op Bank	3008	42344.29	481	645.00	394.00	196	167.51
	Co-OPERATIVE BANKS TOTAL	134865	250725.41	5891	6540.56	2915.83	3603	4288.10
45	APGVB	90511	169081.13	3340	5183.81	329.06	2869	4144.40
46	Telangana Grameena Bank	81558	81319.35	5834	7153.05	3377.81	1787	2177.37
	REGIONAL RURAL BANKS TOTAL	172069	250400.48	9174	12336.86	3706.87	4656	6321.77
47	APSFC	28	9743.67	16	4775.94	172.47	6	4063.71
	OTHERS TOTAL	28	9743.67	16	4775.94	172.47	6	4063.71
	GRAND TOTAL	7371280	37159305.60	719659	4532327.26	1500862.05	108767	5726304.24



Total Advances - Bank wise outstanding, overdues & NPAs as on 31/03/19

(Rs. In lac)

Sl.No	Name of the Bank	Outstanding		Overdues			NPAs	
		No. of a/c	Amount	No. of a/c	Total Balance in overdue accounts	Actual overdue amount	No. of a/c	Amount
1	Allahabad Bank	21398	586210.00	2854	30642.97	2028.00	581	14619.27
2	Andhra Bank	1089109	5908109.08	499885	2120575.82	1387947.42	42901	1077021.32
3	Bank Of Baroda	80475	1020758.03	20753	83916.00	18306.00	4882	43459.76
4	Bank of India	61728	1855595.00	11694	365310.70	45535.78	5695	354052.28
5	Bank of Maharashtra	23684	372642.00	2631	21200.00	1996.00	1327	73376.00
6	Canara Bank	264789	2460539.61	70173	288995.81	87786.04	18835	810208.26
7	Central Bank of India	112737	853198.97	24343	380409.00	143816.30	10150	379940.70
8	Corporation Bank	82136	911784.00	0	0.00	0.00	0	0.00
9	Dena Bank	11297	166761.99	116	263.74	85.57	76	74.03
10	IDBI Bank	42558	747402.10	0	0.00	0.00	1806	288446.18
11	Indian Bank	161844	1033888.93	0	0.00	0.00	6334	8424.77
12	Indian Overseas Bank	179802	1370024.11	19408	212207.05	5891.24	15243	256379.53
13	Oriental Bank of Commerce	14918	1061344.63	955	32981.94	15660.15	551	416896.85
14	Punjab National Bank	63926	1868888.00	21510	142665.00	9758.00	8192	63893.58
15	Punjab & Sind Bank	1256	391529.06	0	0.00	0.00	94	74265.91
16	Syndicate Bank	300294	582873.58	30907	59308.03	51357.54	29070	52383.08
17	UCO Bank	34454	464408.00	3464	40852.00	14618.00	2161	25241.00
18	Union Bank Of India	155723	1064408.67	19656	183803.46	161636.27	44792	179328.87
19	United Bank of India	5061	162581.61	236	41212.51	41084.01	194	41062.29
20	Vijaya Bank	87612	988856.53	17827	159908.99	34805.94	7890	125103.05
21	State Bank of India	6033604	11225251.00	363382	1784150.00	324056.00	290638	1740920.00
	PUBLIC SECTOR BANKS TOTAL	8828405	35097054.90	1109794	5948403.02	2346368.26	491412	6025096.73
22	Axis Bank	142817	2440011.34	2731	69243.56	34707.47	1626	210893.19
23	Bhandhan Bank	6819	32656.73	0	0.00	0.00	0	0.00
24	Catholic Syrian Bank	7052	12453.20	0	0.00	0.00	0	0.00
25	City Union Bank	13686	199365.87	2140	11270.99	3048.33	71	3036.30
26	Development Credit Bank	12532	144143.53	2210	15492.59	836.83	146	1521.89
27	Dhanalaxmi Bank	3311	15405.59	51	846.14	244.67	119	997.08
28	Equitas Bank	2661	12054.00	432	1255.00	27.00	107	363.00
29	Federal Bank	21220	175047.00	10506	30404.00	31264.00	156	6193.00
30	HDFC Bank	2013983	4183274.11	496174	410585.33	33426.05	27834	39197.45
31	ICICI Bank	688569	2934621.73	0	0.00	0.00	23037	199737.33
32	Indusind Bank	204135	1598395.51	0	0.00	0.00	8236	16253.92
33	Jammu & Kashmir Bank	898	35907.00	8	53.20	53.20	106	30876.40
34	Karnataka Bank	9169	207017.11	349	13691.56	13691.56	349	13691.56
35	Karur Vysya Bank	46094	411136.00	751	46818.00	46818.00	859	64774.00
36	KBSLAB	16779	7459.08	981	479.95	284.63	561	133.96
37	Laxmi Vilas Bank	10871	141401.65	5235	32242.15	9217.69	263	52469.32
38	Ratnakar Bank	10432	199218.00	1276	27826.00	27826.00	559	5158.00
39	South Indian Bank	45632	293345.00	132	1324.00	1324.00	0	0.00
40	Kotak Mahindra Bank	62034	857383.23	0	0.00	0.00	3299	40378.09
41	Yes Bank	39593	1296919.00	0	0.00	0.00	202	13046.00
42	Tamilnadu Mer. Bank	4123	60377.18	75	15207.47	15207.47	75	185.27
	PRIVATE SECTOR BANKS TOTAL	3362410	15257591.87	523051	676739.94	217976.90	67605	698905.76
	COMMERCIAL BANKS TOTAL	12190815	50354646.77	1632845	6625142.96	2564345.16	559016	6724002.49
43	TS Co-op Apex Bank	1250553	854826.59	45058	47105.01	22092.43	36268	23940.29
44	A P Mahesh Co-op Bank	12139	122024.41	729	8995.00	7249.00	268	2290.08
	Co-OPERATIVE BANKS TOTAL	1262692	976851.00	45787	56100.01	29341.43	36536	26230.37
45	APGVB	999208	1229613.16	251481	164376.65	26257.22	24606	14450.56
46	Telangana Grameena Bank	646771	698481.05	171603	143896.44	109314.63	36874	16414.30
	REGIONAL RURAL BANKS TOTAL	1645979	1928094.21	423084	308273.09	135571.85	61480	30864.86
47	APSFC	1702	127815.04	1678	119636.94	7281.66	620	40326.91
	OTHERS TOTAL	1702	127815.04	1678	119636.94	7281.66	620	40326.91
	GRAND TOTAL	15101188	53387407.02	2103394	7109153.00	2736540.10	657652	6821424.63

Education Loans (Priority)- Bank wise outstanding, overdues & NPAs as on 31/03/19

Sl.No	Name of the Bank	Outstanding		Overdues			NPAs	
		No. of a/c	Amount	No. of a/c	Total Balance in overdue accounts	Actual overdue amount	No. of a/c	Amount
1	Allahabad Bank	596	4684.00	68	417.45	74.00	21	71.04
2	Andhra Bank	7871	35465.50	2275	10457.44	2352.42	594	978.49
3	Bank Of Baroda	1203	5125.00	465	2135.00	135.00	79	612.00
4	Bank of India	1138	6021.16	227	1204.20	144.50	95	201.23
5	Bank of Maharashtra	294	1372.00	42	295.00	15.00	28	49.00
6	Canara Bank	3607	19705.82	285	1991.38	116.12	114	493.86
7	Central Bank of India	1139	3855.00	306	2005.00	145.00	85	492.00
8	Corporation Bank	1113	4579.25	0	0.00	0.00	0	0.00
9	Dena Bank	205	1436.96	17	62.15	0.00	0	0.00
10	IDBI Bank	1472	9524.16	0	0.00	0.00	12	30.88
11	Indian Bank	1866	17369.46	0	0.00	0.00	132	265.37
12	Indian Overseas Bank	1706	8568.58	368	1386.47	26.14	178	529.47
13	Oriental Bank of Commerce	1196	6122.71	60	298.00	150.00	37	106.22
14	Punjab National Bank	1401	8757.00	0	0.00	0.00	64	170.00
15	Punjab & Sind Bank	33	286.63	0	0.00	0.00	1	6.42
16	Syndicate Bank	3635	16734.49	2138	7876.19	7420.65	1944	7198.08
17	UCO Bank	761	2050.50	0	0.00	0.00	0	0.00
18	Union Bank Of India	2365	8856.66	56	91.33	193.30	746	45.66
19	United Bank of India	75	392.01	6	9.20	7.93	5	7.73
20	Vijaya Bank	1538	8602.25	418	1503.98	1223.10	262	280.88
21	State Bank of India	23399	98019.00	4810	17671.00	7217.00	1260	2233.00
	PUBLIC SECTOR BANKS TOTAL	56613	267528.14	11541	47403.79	19220.16	5657	13771.33
22	Axis Bank	1420	7300.99	104	386.90	4.86	52	156.17
23	Bhandhan Bank	0	0.00	0	0.00	0.00	0	0.00
24	Catholic Syrian Bank	9	45.11	0	0.00	0.00	0	0.00
25	City Union Bank	35	209.65	10	58.75	5.90	4	25.89
26	Development Credit Bank	20	49.71	4	15.64	0.83	2	5.93
27	Dhanalaxmi Bank	17	109.86	0	0.00	0.00	0	0.00
28	Equitas Bank	0	0.00	0	0.00	0.00	0	0.00
29	Federal Bank	36	138.00	4	5.00	5.00	2	2.00
30	HDFC Bank	146	346.15	6	5.19	0.48	7	11.73
31	ICICI Bank	241	908.42	0	0.00	0.00	10	9.31
32	Indusind Bank	0	0.00	0	0.00	0.00	0	0.00
33	Jammu & Kashmir Bank	15	76.31	0	0.00	0.00	0	0.00
34	Karnataka Bank	67	348.35	1	0.09	0.09	1	0.09
35	Karur Vysya Bank	179	886.00	5	30.00	30.00	1	2.00
36	KBSLAB	0	0.00	0	0.00	0.00	0	0.00
37	Laxmi Vilas Bank	11	93.02	4	64.37	10.67	0	0.00
38	Ratnakar Bank	0	0.00	0	0.00	0.00	0	0.00
39	South Indian Bank	34	115.00	0	0.00	0.00	0	0.00
40	Kotak Mahindra Bank	6	5.37	0	0.00	0.00	6	6.08
41	Yes Bank	0	0.00	0	0.00	0.00	0	0.00
42	Tamilnadu Mer. Bank	8	49.04	0	0.00	0.00	0	0.00
	PRIVATE SECTOR BANKS TOTAL	2244	10680.98	138	565.95	57.83	85	219.20
	COMMERCIAL BANKS TOTAL	58857	278209.12	11679	47969.74	19277.99	5742	13990.53
43	TS Co-op Apex Bank	926	7317	39	58.14	55.33	19	206.15
44	A P Mahesh Co-op Bank	71	630.93	0	0.00	0.00	0	0.00
	Co-OPERATIVE BANKS TOTAL	997	7947.54	39	58.14	55.33	19	206.15
45	APGVB	1359	4885.28	321	576.14	251.79	176	213.35
46	Telangana Grameena Bank	634	1873.76	189	347.08	91.63	123	136.70
	REGIONAL RURAL BANKS TOTAL	1993	6759.04	510	923.22	343.42	299	350.05
47	APSFC	0	0.00	0	0.00	0.00	0	0.00
	OTHERS TOTAL	0	0.00	0	0.00	0.00	0	0.00
	GRAND TOTAL	61847	292915.70	12228	48951.10	19676.74	6060	14546.73

Housing Loans (Priority) - Bank wise outstanding, overdues & NPAs as on 31/03/19 (Rs. In lac)

Sl.No	Name of the Bank	Outstanding		Overdues			NPAs	
		No. of a/c	Amount	No. of a/c	Total Balance in overdue accounts	Actual overdue amount	No. of a/c	Amount
1	Allahabad Bank	2206	30594.60	223	2748.22	119.00	9	125.77
2	Andhra Bank	31990	245985.89	15025	94587.33	8256.02	5372	5863.99
3	Bank Of Baroda	4933	22625.76	1560	6921.00	985.00	225	1125.00
4	Bank of India	5322	65196.07	1064	13039.20	1564.60	623	1256.50
5	Bank of Maharashtra	1369	14457.00	195	2618.00	56.00	122	148.00
6	Canara Bank	3146	27578.47	622	8935.18	185.68	131	1157.41
7	Central Bank of India	4005	32569.00	1982	20342.00	2021.00	1196	1459.00
8	Corporation Bank	3464	30886.44	0	0.00	0.00	0	0.00
9	Dena Bank	701	5180.26	15	109.54	0.00	0	0.00
10	IDBI Bank	8879	89441.39	0	0.00	0.00	139	1139.90
11	Indian Bank	6231	21985.35	0	0.00	0.00	165	362.24
12	Indian Overseas Bank	5021	75768.48	456	3894.69	125.08	504	5352.09
13	Oriental Bank of Commerce	1914	17796.11	112	356.00	175.00	58	156.42
14	Punjab National Bank	2782	24486.00	0	0.00	0.00	93	922.14
15	Punjab & Sind Bank	289	5299.00	0	0.00	0.00	11	126.20
16	Syndicate Bank	7346	43636.39	4909	28115.37	26739.37	4447	25679.23
17	UCO Bank	1869	19809.00	0	0.00	0.00	0	0.00
18	Union Bank Of India	6415	62859.00	182	2589.91	1906.66	23186	452.22
19	United Bank of India	1303	19516.98	5	43.89	29.29	2	27.08
20	Vijaya Bank	3328	29201.15	1092	6106.38	4745.22	549	1361.16
21	State Bank of India	84129	836042.00	28685	91755.00	28349.00	2502	7214.00
	PUBLIC SECTOR BANKS TOTAL	186642	1720914.34	56127	282161.71	75256.92	39334	53928.35
22	Axis Bank	8724	54154.41	476	776.53	48.24	66	256.03
23	Bhandhan Bank	2	16.62	0	0.00	0.00	0	0.00
24	Catholic Syrian Bank	36	383.12	0	0.00	0.00	0	0.00
25	City Union Bank	329	3010.18	58	507.31	13.63	4	29.87
26	Development Credit Bank	797	9709.35	42	247.15	5.31	2	11.61
27	Dhanalaxmi Bank	205	2543.00	12	160.00	0.00	37	4.00
28	Equitas Bank	21	262.00	0	0.00	0.00	0	0.00
29	Federal Bank	1062	11405.00	264	2721.00	2752.00	30	231.00
30	HDFC Bank	22473	201761.98	232	377.02	249.51	50	70.32
31	ICICI Bank	14763	170084.30	0	0.00	0.00	91	710.84
32	Indusind Bank	289	3569.67	0	0.00	0.00	5	16.94
33	Jammu & Kashmir Bank	60	879.00	1	11.60	11.60	1	10.43
34	Karnataka Bank	1305	18129.32	38	272.72	272.72	38	272.72
35	Karur Vysya Bank	810	7133.00	26	78.00	78.00	3	58.00
36	KBSLAB	127	190.67	6	3.23	0.73	1	0.07
37	Laxmi Vilas Bank	130	1436.86	1	14.11	0.11	0	0.00
38	Ratnakar Bank	36	266.00	9	12.00	12.00	2	10.00
39	South Indian Bank	602	6672.00	0	0.00	0.00	0	0.00
40	Kotak Mahindra Bank	1431	4884.57	0	0.00	0.00	198	283.14
41	Yes Bank	1224	8437.00	0	0.00	0.00	4	12.00
42	Tamilnadu Mer. Bank	99	948.37	0	0.00	0.00	0	0.00
	PRIVATE SECTOR BANKS TOTAL	54525	505876.41	1165	5180.67	3443.84	532	1976.97
	COMMERCIAL BANKS TOTAL	241167	2226790.75	57292	287342.38	78700.77	39865	55905.32
43	TS Co-op Apex Bank	1562	9090.30	3	2.05	2.05	0	0.00
44	A P Mahesh Co-op Bank	992	7403.15	0	0.00	0.00	0	0.00
	Co-OPERATIVE BANKS TOTAL	2554	16493.45	3	2.05	2.05	0	0.00
45	APGVB	9440	84024.70	351	294.67	61.91	249	189.98
46	Telangana Grameena Bank	6843	57534.04	1970	8268.69	769.14	1160	1290.51
	REGIONAL RURAL BANKS TOTAL	16283	141558.74	2321	8563.36	831.05	1409	1480.49
47	APSFC	0	0.00	0	0.00	0.00	0	0.00
	OTHERS TOTAL	0	0.00	0	0.00	0.00	0	0.00
	GRAND TOTAL	260004	2384842.94	59616	295907.79	79533.87	41274	57385.81

SOCIAL INFRASTRUCTURE - BANK-WISE PERFORMANCE AS ON 31/03/19


Sl.No	Name of the Bank	Outstanding		Disbursement		Overdue Position			NPAs position	
		No. of a/c	Amount	No. of a/c	Amount	No. of a/c	Total Balance in overdue accounts	Actual overdue amount	No. of a/c	Amount
1	Allahabad Bank	0	0.00	0	0.00	0	0.00	0.00	0	0.00
2	Andhra Bank	6	96.43	0	0.00	2	27.56	1.05	0	0.00
3	Bank Of Baroda	0	0.00	0	0.00	0	0.00	0.00	0	0.00
4	Bank of India	0	0.00	0	0.00	0	0.00	0.00	0	0.00
5	Bank of Maharashtra	0	0.00	0	0.00	0	0.00	0.00	0	0.00
6	Canara Bank	1	40.04	0	0.00	0	0.00	0.00	0	0.00
7	Central Bank of India	0	0.00	0	0.00	0	0.00	0.00	0	0.00
8	Corporation Bank	52	2036.47	19	452.74	0	0.00	0.00	0	0.00
9	Dena Bank	0	0.00	0	0.00	0	0.00	0.00	0	0.00
10	IDBI Bank	11	41.39	4	21.63	0	0.00	0.00	0	0.00
11	Indian Bank	10	313.60	0	0.00	0	0.00	0.00	0	0.00
12	Indian Overseas Bank	0	0.00	0	0.00	0	0.00	0.00	0	0.00
13	Oriental Bank of Commerce	0	0.00	0	0.00	0	0.00	0.00	0	0.00
14	Punjab National Bank	0	0.00	0	0.00	0	0.00	0.00	0	0.00
15	Punjab & Sind Bank	0	0.00	0	0.00	0	0.00	0.00	0	0.00
16	Syndicate Bank	397	27.16	0	0.00	0	0.00	0.00	0	0.00
17	UCO Bank	0	0.00	0	0.00	0	0.00	0.00	0	0.00
18	Union Bank Of India	18	140.56	39	215.45	0	0.00	0.00	0	0.00
19	United Bank of India	0	0.00	0	0.00	0	0.00	0.00	0	0.00
20	Vijaya Bank	0	0.00	0	0.00	0	0.00	0.00	0	0.00
21	State Bank of India	32	570.00	19	237.00	16	196.00	81.00	6	40.00
	PUBLIC SECTOR BANKS TOTAL	527	3265.65	81	926.82	18	223.56	82.05	6	40.00
22	Axis Bank	0	0.00	0	0.00	0	0.00	0.00	0	0.00
23	Bhandhan Bank	0	0.00	0	0.00	0	0.00	0.00	0	0.00
24	Catholic Syrian Bank	0	0.00	0	0.00	0	0.00	0.00	0	0.00
25	City Union Bank	0	0.00	0	0.00	0	0.00	0.00	0	0.00
26	Development Credit Bank	10	877.37	9	668.97	0	0.00	0.00	0	0.00
27	Dhanalaxmi Bank	0	0.00	0	0.00	0	0.00	0.00	0	0.00
28	Equitas Bank	0	0.00	0	0.00	0	0.00	0.00	0	0.00
29	Federal Bank	0	0.00	0	0.00	0	0.00	0.00	0	0.00
30	HDFC Bank	0	0.00	0	0.00	0	0.00	0.00	0	0.00
31	ICICI Bank	0	0.00	0	0.00	0	0.00	0.00	0	0.00
32	Indusind Bank	0	0.00	0	0.00	0	0.00	0.00	0	0.00
33	Jammu & Kashmir Bank	0	0.00	0	0.00	0	0.00	0.00	0	0.00
34	Karnataka Bank	0	0.00	0	0.00	0	0.00	0.00	0	0.00
35	Karur Vysya Bank	9	110.00	0	0.00	0	0.00	0.00	0	0.00
36	KBSLAB	0	0.00	0	0.00	0	0.00	0.00	0	0.00
37	Laxmi Vilas Bank	0	0.00	0	0.00	0	0.00	0.00	0	0.00
38	Ratnakar Bank	0	0.00	0	0.00	0	0.00	0.00	0	0.00
39	South Indian Bank	12	144.00	0	0.00	0	0.00	0.00	0	0.00
40	Kotak Mahindra Bank	0	0.00	0	0.00	0	0.00	0.00	0	0.00
41	Yes Bank	0	0.00	0	0.00	0	0.00	0.00	0	0.00
42	Tamilnadu Mer. Bank	0	0.00	0	0.00	0	0.00	0.00	0	0.00
	PRIVATE SECTOR BANKS TOTAL	31	1131.37	9	668.97	0	0.00	0.00	0	0.00
	COMMERCIAL BANKS TOTAL	558	4397.02	90	1595.79	18	223.56	82.05	6	40.00
43	TS Co-op Apex Bank	0	0.00	0	0.00	0	0.00	0.00	0	0.00
44	A P Mahesh Co-op Bank	0	0.00	0	0.00	0	0.00	0.00	0	0.00
	Co-OPERATIVE BANKS TOTAL	0	0.00	0	0.00	0	0.00	0.00	0	0.00
45	APGVB	0	0.00	0	0.00	0	0.00	0.00	0	0.00
46	Telangana Grameena Bank	0	0.00	0	0.00	0	0.00	0.00	0	0.00
	REGIONAL RURAL BANKS TOTAL	0	0.00	0	0.00	0	0.00	0.00	0	0.00
47	APSFC	0	0.00	0	0.00	0	0.00	0.00	0	0.00
	OTHERS TOTAL	0	0.00	0	0.00	0	0.00	0.00	0	0.00
	GRAND TOTAL	558	4397.02	90	1595.79	18	223.56	82.05	6	40.00

Bank wise Weaver Credit Cards, overdues & NPAs as on 31/03/19

(Rs. In lac)

Sl.No	Name of the Bank	Outstanding		Overdues			NPAs	
		No. of a/c	Amount	No. of a/c	Total Balance in overdue accounts	Actual overdue amount	No. of a/c	Amount
1	Allahabad Bank	14	7.00	0	0.00	0.00	0	0.00
2	Andhra Bank	0	0.00	0	0.00	0.00	0	0.00
3	Bank Of Baroda	0	0.00	0	0.00	0.00	0	0.00
4	Bank of India	0	0.00	0	0.00	0.00	0	0.00
5	Bank of Maharashtra	0	0.00	0	0.00	0.00	0	0.00
6	Canara Bank	969	438.74	296	189.55	8.03	195	37.65
7	Central Bank of India	0	0.00	0	0.00	0.00	0	0.00
8	Corporation Bank	0	0.00	0	0.00	0.00	0	0.00
9	Dena Bank	0	0.00	0	0.00	0.00	0	0.00
10	IDBI Bank	0	0.00	0	0.00	0.00	0	0.00
11	Indian Bank	48	22.40	0	0.00	0.00	0	0.00
12	Indian Overseas Bank	0	0.00	0	0.00	0.00	0	0.00
13	Oriental Bank of Commerce	0	0.00	0	0.00	0.00	0	0.00
14	Punjab National Bank	0	0.00	0	0.00	0.00	0	0.00
15	Punjab & Sind Bank	0	0.00	0	0.00	0.00	0	0.00
16	Syndicate Bank	4525	5831.74	0	0.00	0.00	0	0.00
17	UCO Bank	0	0.00	0	0.00	0.00	0	0.00
18	Union Bank Of India	210	118.80	22	20.22	9.99	20	6.85
19	United Bank of India	0	0.00	0	0.00	0.00	0	0.00
20	Vijaya Bank	0	0.00	0	0.00	0.00	0	0.00
21	State Bank of India	0	0.00	0	0.00	0.00	0	0.00
	PUBLIC SECTOR BANKS TOTAL	5766	6418.68	318	209.77	18.02	215	44.50
22	Axis Bank	0	0.00	0	0.00	0.00	0	0.00
23	Bhandhan Bank	0	0.00	0	0.00	0.00	0	0.00
24	Catholic Syrian Bank	0	0.00	0	0.00	0.00	0	0.00
25	City Union Bank	0	0.00	0	0.00	0.00	0	0.00
26	Development Credit Bank	0	0.00	0	0.00	0.00	0	0.00
27	Dhanalaxmi Bank	0	0.00	0	0.00	0.00	0	0.00
28	Equitas Bank	0	0.00	0	0.00	0.00	0	0.00
29	Federal Bank	0	0.00	0	0.00	0.00	0	0.00
30	HDFC Bank	0	0.00	0	0.00	0.00	0	0.00
31	ICICI Bank	0	0.00	0	0.00	0.00	0	0.00
32	Indusind Bank	0	0.00	0	0.00	0.00	0	0.00
33	Jammu & Kashmir Bank	0	0.00	0	0.00	0.00	0	0.00
34	Karnataka Bank	0	0.00	0	0.00	0.00	0	0.00
35	Karur Vysya Bank	0	0.00	0	0.00	0.00	0	0.00
36	KBSLAB	0	0.00	0	0.00	0.00	0	0.00
37	Laxmi Vilas Bank	0	0.00	0	0.00	0.00	0	0.00
38	Ratnakar Bank	0	0.00	0	0.00	0.00	0	0.00
39	South Indian Bank	0	0.00	0	0.00	0.00	0	0.00
40	Kotak Mahindra Bank	0	0.00	0	0.00	0.00	0	0.00
41	Yes Bank	0	0.00	0	0.00	0.00	0	0.00
42	Tamilnadu Mer. Bank	0	0.00	0	0.00	0.00	0	0.00
	PRIVATE SECTOR BANKS TOTAL	0	0.00	0	0.00	0.00	0	0.00
	COMMERCIAL BANKS TOTAL	5766	6418.68	318	209.77	18.02	215	44.50
43	TS Co-op Apex Bank	0	0.00	0	0.00	0.00	0	0.00
44	A P Mahesh Co-op Bank	0	0.00	0	0.00	0.00	0	0.00
	Co-OPERATIVE BANKS TOTAL	0	0.00	0	0.00	0.00	0	0.00
45	APGVB	0	0.00	0	0.00	0.00	0	0.00
46	Telangana Grameena Bank	0	0.00	0	0.00	0.00	0	0.00
	REGIONAL RURAL BANKS TOTAL	0	0.00	0	0.00	0.00	0	0.00
47	APSFC	0	0.00	0	0.00	0.00	0	0.00
	OTHERS TOTAL	0	0.00	0	0.00	0.00	0	0.00
	GRAND TOTAL	5766	6418.68	318	209.77	18.02	215	44.50

SLBC TELANGANA

CONVENOR :  SBI

BANK WISE / DISTRICT WISE TARGETS OF JOINT LIABILITY GROUPS FOR THE YEAR 2018-19

Sl.No	Name of the Bank	Adilabad	Bhadradi	Hyderabad	Jagtial	Jangaon	Jayashakar	Jogulamba	Kamareddy	Karimnagar	Khammam	Komaram	Mahabub abad	Mahabubna gar	Mancherial	Medak	Medchal	Nagarku rnool
1	Allahabad Bank	0	0	0	0	0	0	0	0	0	0	0	0	0	0	0	0	0
2	Andhra Bank	0	150	0	150	75	125	75	225	275	200	75	75	125	150	125	50	175
3	Bank Of Baroda	0	0	0	0	50	0	0	0	0	0	0	0	0	0	0	0	0
4	Bank of India	0	0	0	0	0	0	0	0	0	0	0	0	0	0	0	0	100
5	Bank of Maharashtra	100	0	0	0	0	0	0	0	0	0	0	0	0	0	0	0	0
6	Canara Bank	25	0	0	0	50	100	50	0	0	0	0	25	50	0	25	50	25
7	Central Bank of India	0	0	0	0	50	0	25	0	0	25	0	0	25	0	50	50	25
8	Corporation Bank	0	0	0	0	0	0	0	0	0	0	0	0	25	0	0	25	0
9	Dena Bank	0	0	0	0	0	0	0	0	0	0	0	0	0	0	0	0	0
10	IDBI Bank	0	0	0	0	0	0	0	0	0	0	0	0	0	0	0	0	25
11	Indian Bank	0	0	0	75	25	0	75	0	100	0	0	75	25	0	50	75	0
12	Indian Overseas Bank	0	0	0	0	0	0	0	50	25	100	0	25	75	0	0	0	25
13	Oriental Bank of Commerce	0	0	0	0	0	0	0	0	0	0	0	0	0	0	0	0	0
14	Punjab National Bank	0	0	0	0	25	25	0	25	0	0	0	0	0	0	0	0	25
15	Punjab & Sind Bank	0	0	0	0	0	0	0	0	0	0	0	0	0	0	0	0	0
16	Syndicate Bank	0	25	0	50	0	25	0	200	25	0	0	0	25	0	50	25	0
17	UCO Bank	0	0	0	0	0	0	0	0	0	0	0	0	0	0	25	0	25
18	Union Bank Of India	0	0	0	50	0	50	25	0	25	75	0	0	0	0	0	25	50
19	United Bank of India	0	0	0	0	0	0	0	0	0	0	0	0	0	0	0	0	0
20	Vijaya Bank	0	25	0	25	0	0	0	0	50	25	0	0	0	0	25	25	50
21	State Bank of India	0	325	0	325	0	0	0	125	0	0	125	50	175	400	100	500	150
	PUBLIC SECTOR BANKS TOTAL	125	525	0	675	275	325	250	625	500	425	200	250	525	550	450	950	550
22	Axis Bank	0	0	0	0	0	0	0	0	0	0	0	0	0	0	0	0	0
23	Bhandhan Bank	0	0	0	0	0	0	0	0	0	0	0	0	0	0	0	0	0
24	Catholic Syrian Bank	0	0	0	0	0	0	0	0	0	0	0	0	0	0	0	0	0
25	City Union Bank	0	0	0	0	0	0	0	0	0	0	0	0	0	0	0	0	0
26	Development Credit Bank	0	0	0	25	0	0	0	0	50	25	0	0	0	0	0	0	0
27	Dhanalaxmi Bank	0	0	0	0	0	0	0	0	0	0	0	0	0	0	0	0	0
28	Federal Bank	0	0	0	0	0	0	0	0	0	0	0	0	0	0	0	0	0
29	HDFC Bank	0	0	0	100	0	0	0	0	150	0	0	0	25	0	0	0	25
30	ICICI Bank	0	0	0	150	50	0	50	0	100	0	0	0	150	0	200	50	50
31	Indusind Bank	25	0	0	0	0	0	0	0	0	0	0	0	0	0	0	0	0
32	Jammu & Kashmir Bank	0	0	0	0	0	0	0	0	0	0	0	0	0	0	0	0	0
33	Karnataka Bank	0	0	0	0	0	0	0	0	0	0	0	0	0	0	0	0	0
34	Karur Vysya Bank	0	0	0	0	0	0	0	0	0	0	0	0	0	0	0	0	25
35	KBSLAB	0	0	0	0	0	0	0	0	0	0	0	0	0	0	0	0	0
36	Laxmi Vilas Bank	0	0	0	0	0	0	0	0	0	50	0	0	0	0	0	0	25
37	Ratnakar Bank	0	0	0	0	0	0	0	0	0	0	0	0	0	0	0	0	0
38	South Indian Bank	0	0	0	0	0	0	0	0	0	0	0	0	25	0	0	0	200
39	Kotak Mahindra Bank	0	0	0	0	25	25	0	0	50	25	0	0	25	0	0	0	0
40	Yes Bank	0	0	0	0	0	0	0	0	0	0	0	0	0	0	0	0	0
41	Tamilnadu Mer. Bank	0	0	0	0	0	0	0	0	0	0	0	0	0	0	0	0	0
	PRIVATE SECTOR BANKS TOTAL	25	0	0	275	75	25	50	0	350	100	0	0	225	0	200	325	50
	COMMERCIAL BANKS TOTAL	150	525	0	950	350	350	300	625	850	525	200	250	750	550	650	1275	600
42	TS Co-op Apex Bank	50	300	0	275	50	125	25	625	275	250	100	125	25	25	200	0	25
43	A P Mahesh Co-op Bank	0	0	0	0	0	0	0	0	0	0	0	0	0	0	0	0	0
	Co-OPERATIVE BANKS TOTAL	50	300	0	275	50	125	25	625	275	250	100	125	25	25	200	0	25
44	APGVB	0	925	0	0	300	425	275	0	0	1175	0	325	825	0	525	0	625
45	Telangana Grameena Bank	775	0	0	700	0	100	0	625	675	0	425	0	25	700	0	550	0
	REGIONAL RURAL BANKS TOTAL	775	925	0	700	300	525	275	625	675	1175	425	325	850	700	525	550	625
46	APSFC	0	0	0	0	0	0	0	0	0	0	0	0	0	0	0	0	0
	OTHERS TOTAL	0	0	0	0	0	0	0	0	0	0	0	0	0	0	0	0	0
	GRAND TOTAL	975	1750	0	1925	700	1000	600	1875	1800	1950	725	700	1625	1275	1375	1825	1250

SLBC TELANGANA

CONVENOR : 

BANK WISE / DISTRICT WISE TARGETS C

ANNEXURE 44

Sl.No	Name of the Bank	Nalgonda	Nirmal	Nizamabad	Peddapalli	Sricilla-rajanna	RR Dist	Sangareddy	siddipet	Suryapet	Vikarabad	Wanaparthy	Warangal rural	Warangal urban	Yadadri	Total
1	Allahabad Bank	0	25	0	0	0	0	50	0	0	0	0	0	25	0	100
2	Andhra Bank	200	150	225	175	125	325	75	225	175	175	100	175	50	75	4300
3	Bank Of Baroda	0	0	25	0	0	50	25	25	0	0	0	0	25	0	200
4	Bank of India	25	0	0	25	0	75	0	0	0	0	0	0	50	0	275
5	Bank of Maharashtra	0	25	0	0	0	0	0	0	0	0	0	0	0	0	125
6	Canara Bank	125	0	25	0	0	200	50	0	125	75	0	50	0	175	1225
7	Central Bank of India	100	0	0	0	0	25	0	25	0	0	0	0	0	75	475
8	Corporation Bank	25	0	75	0	0	150	75	0	0	0	0	75	0	25	475
9	Dena Bank	0	0	25	0	0	50	0	0	0	25	0	0	0	0	100
10	IDBI Bank	25	0	0	0	0	0	0	25	0	0	0	0	25	0	100
11	Indian Bank	25	0	75	50	0	25	25	25	0	0	0	0	0	25	750
12	Indian Overseas Bank	0	0	50	50	50	0	25	0	0	0	25	125	50	25	700
13	Oriental Bank of Commerce	0	0	0	0	0	0	0	0	0	0	0	0	0	0	0
14	Punjab National Bank	75	0	0	0	25	50	0	0	0	0	0	25	0	0	275
15	Punjab & Sind Bank	0	0	0	0	0	25	0	0	0	0	0	0	0	0	25
16	Syndicate Bank	25	0	250	0	0	400	175	50	75	0	0	50	0	0	1450
17	UCO Bank	0	0	0	0	0	25	0	0	0	0	0	0	0	0	75
18	Union Bank Of India	50	25	25	0	0	0	50	25	0	0	0	0	50	0	525
19	United Bank of India	0	0	0	0	0	0	0	0	0	0	0	0	0	0	0
20	Vijaya Bank	0	0	100	0	25	50	25	0	50	25	0	0	0	0	500
21	State Bank of India	1025	350	725	25	25	1675	625	300	125	425	425	50	300	675	9025
	PUBLIC SECTOR BANKS TOTAL	1700	575	1600	325	250	3125	1200	700	550	725	550	550	575	1075	20700
22	Axis Bank	0	0	0	0	0	25	0	0	0	50	0	0	0	25	100
23	Bhandhan Bank	0	0	0	0	0	0	0	0	0	0	0	0	0	0	0
24	Catholic Syrian Bank	0	0	0	0	0	0	0	0	0	0	0	0	0	0	0
25	City Union Bank	0	0	0	0	0	0	0	0	0	0	0	0	0	0	0
26	Development Credit Bank	0	0	25	0	0	0	0	25	0	0	0	0	0	0	150
27	Dhanalaxmi Bank	0	0	0	0	0	0	0	0	0	0	0	0	0	0	0
28	Federal Bank	0	0	0	0	0	0	0	0	0	0	0	0	0	0	0
29	HDFC Bank	0	0	225	0	0	75	25	0	0	0	0	0	0	25	650
30	ICICI Bank	0	0	0	50	50	100	0	100	0	0	0	0	0	0	1100
31	Indusind Bank	25	0	0	0	0	0	0	0	0	0	0	0	0	0	50
32	Jammu & Kashmir Bank	0	0	0	0	0	0	0	0	0	0	0	0	0	0	0
33	Karnataka Bank	0	0	0	0	0	0	0	0	0	0	0	0	0	0	0
34	Karur Vysya Bank	0	0	0	0	0	25	0	0	0	0	0	0	0	0	50
35	KBSLAB	0	0	0	0	0	25	0	0	0	0	0	0	0	0	25
36	Laxmi Vilas Bank	0	0	0	0	0	0	0	25	25	25	0	0	0	0	150
37	Ratnakar Bank	0	0	0	0	0	0	0	0	0	0	0	0	0	0	0
38	South Indian Bank	0	0	0	0	0	250	0	0	0	0	0	0	0	0	475
39	Kotak Mahindra Bank	0	0	100	0	0	0	25	0	0	25	0	25	50	0	375
40	Yes Bank	0	0	0	0	0	0	0	0	0	0	0	0	0	0	0
41	Taminadu Mer. Bank	0	0	0	0	0	0	0	0	0	0	0	0	0	0	0
	PRIVATE SECTOR BANKS TOTAL	25	0	350	50	50	500	50	150	25	100	0	25	50	50	3125
	COMMERCIAL BANKS TOTAL	1725	575	1950	375	300	3625	1250	850	575	825	550	575	625	1125	23825
42	TS Co-op Apex Bank	200	50	575	125	150	75	150	125	125	50	25	75	50	100	4350
43	A P Mahesh Co-op Bank	0	0	0	0	0	0	0	0	0	0	0	0	0	0	0
	Co-OPERATIVE BANKS TOTAL	200	50	575	125	150	75	150	125	125	50	25	75	50	100	4350
44	APGVB	1225	0	0	0	0	400	1175	750	700	75	300	325	125	700	11175
45	Telangana Grameena Bank	0	750	1125	475	325	800	0	150	0	500	0	100	0	0	800
	REGIONAL RURAL BANKS TOTAL	1225	750	1125	475	325	1200	1175	900	700	575	300	425	125	700	19975
46	APSFC	0	0	0	0	0	0	0	0	0	0	0	0	0	0	0
	OTHERS TOTAL	0	0	0	0	0	0	0	0	0	0	0	0	0	0	0
	GRAND TOTAL	3150	1375	3650	975	775	4900	2575	1875	1400	1450	875	1075	800	1925	48150

Bank wise NPAs under MSME sector (Priority & Non-priority) as on 31/03/19

(Rs. In lac)

Sl.No	Name of the Bank	Priority sector		Non-Priority sector		Total NPAs	
		No. of a/c	Amount	No. of a/c	Amount	No. of a/c	Amount
1	Allahabad Bank	146	3725.76	0	0.00	146	3725.76
2	Andhra Bank	11857	97844.41	0	0.00	11857	97844.41
3	Bank Of Baroda	984	13253.00	18	887.00	1002	14140.00
4	Bank of India	1905	43528.13	0	0.00	1905	43528.13
5	Bank of Maharashtra	286	7892.00	0	0.00	286	7892.00
6	Canara Bank	10645	90211.51	0	0.00	10645	90211.51
7	Central Bank of India	2605	9150.00	0	0.00	2605	9150.00
8	Corporation Bank	0	0.00	0	0.00	0	0.00
9	Dena Bank	0	0.00	0	0.00	0	0.00
10	IDBI Bank	448	16598.94	9	7793.94	457	24392.88
11	Indian Bank	2226	3504.72	57	628.90	2283	4133.62
12	Indian Overseas Bank	3634	25527.54	0	0.00	3634	25527.54
13	Oriental Bank of Commerce	259	8591.94	0	0.00	259	8591.94
14	Punjab National Bank	1916	12246.00	0	0.00	1916	12246.00
15	Punjab & Sind Bank	5	0.01	0	0.00	5	0.01
16	Syndicate Bank	878	3746.48	0	0.00	878	3746.48
17	UCO Bank	569	23049.00	0	0.00	569	23049.00
18	Union Bank Of India	6424	6535.53	0	0.00	6424	6535.53
19	United Bank of India	107	275.35	0	0.00	107	275.35
20	Vijaya Bank	2384	9588.99	0	0.00	2384	9588.99
21	State Bank of India	52568	197109.00	19354	60104.00	71922	257213.00
	PUBLIC SECTOR BANKS TOTAL	99846	572378.31	19438	69413.84	119284	641792.15
22	Axis Bank	49	1892.15	0	0.00	49	1892.15
23	Bhandhan Bank	0	0.00	0	0.00	0	0.00
24	Catholic Syrian Bank	0	0.00	0	0.00	0	0.00
25	City Union Bank	25	1609.88	0	0.00	25	1609.88
26	Development Credit Bank	8	126.04	1	5.03	9	131.07
27	Dhanalaxmi Bank	2	22.11	10	432.45	12	454.56
28	Equitas Bank	91	311.00	0	0.00	91	311.00
29	Federal Bank	29	1403.00	0	0.00	29	1403.00
30	HDFC Bank	1118	6391.68	0	0.00	1118	6391.68
31	ICICI Bank	225	7110.36	0	0.00	225	7110.36
32	Indusind Bank	1479	462.19	0	0.00	1479	462.19
33	Jammu & Kashmir Bank	42	270.66	0	0.00	42	270.66
34	Karnataka Bank	132	2676.54	0	0.00	132	2676.54
35	Karur Vysya Bank	125	530.00	0	0.00	125	530.00
36	KBSLAB	315	96.98	0	0.00	315	96.98
37	Laxmi Vilas Bank	45	939.47	0	0.00	45	939.47
38	Ratnakar Bank	129	337.00	0	0.00	129	337.00
39	South Indian Bank	0	0.00	0	0.00	0	0.00
40	Kotak Mahindra Bank	107	1770.77	0	0.00	107	1770.77
41	Yes Bank	31	2757.00	0	0.00	31	2757.00
42	Tamilnadu Mer. Bank	8	14.04	0	0.00	8	14.04
	PRIVATE SECTOR BANKS TOTAL	3960	28720.88	11	437.48	3971	29158.36
	COMMERCIAL BANKS TOTAL	103806	601099.19	19449	69851.32	123255	670950.51
43	TS Co-op Apex Bank	116	103.21	0	0.00	116	103.21
44	A P Mahesh Co-op Bank	72	2122.57	0	0.00	72	2122.57
	Co-OPERATIVE BANKS TOTAL	188	2225.78	0	0.00	188	2225.78
45	APGVV	7904	2665.81	0	0.00	7904	2665.81
46	Telangana Grameena Bank	9643	2970.10	0	0.00	9643	2970.10
	REGIONAL RURAL BANKS TOTAL	17547	5635.91	0	0.00	17547	5635.91
47	APSFC	614	36263.20	0	0.00	614	36263.20
	OTHERS TOTAL	614	36263.20	0	0.00	614	36263.20
	GRAND TOTAL	122155	645224.08	19449	69851.32	141604	715075.40

BANK-WISE - LOAN ELIGIBILITY CARD HOLDERS (Tenant Farmers) AS ON 31/03/19

(R. in lacs)

Sl.No	Name of the Bank	Outstanding		Disbursement		Overdue			NPAs	
		No. of a/c	Amount	No. of a/c	Amount	No. of a/c	Total Balance in overdue accounts	Actual overdue amount	No. of a/c	Amount
1	Allahabad Bank	0	0.00	0	0.00	0	0.00	0.00	0	0.00
2	Andhra Bank	604	190.96	98	45.43	536	175.65	148.50	211	64.78
3	Bank Of Baroda	45	32.00	9	9.25	35	11.00	4.00	15	20.45
4	Bank of India	0	0.00	0	0.00	0	0.00	0.00	0	0.00
5	Bank of Maharashtra	16	24.00	0	0.00	0	0.00	0.00	0	0.00
6	Canara Bank	31	16.71	0	0.00	14	2.79	2.79	10	12.87
7	Central Bank of India	0	0.00	0	0.00	0	0.00	0.00	0	0.00
8	Corporation Bank	0	0.00	0	0.00	0	0.00	0.00	0	0.00
9	Dena Bank	0	0.00	0	0.00	0	0.00	0.00	0	0.00
10	IDBI Bank	0	0.00	0	0.00	0	0.00	0.00	0	0.00
11	Indian Bank	0	0.00	0	0.00	0	0.00	0.00	0	0.00
12	Indian Overseas Bank	208	45.16	0	0.00	22	2.76	3.00	12	4.00
13	Oriental Bank of Commerce	0	0.00	0	0.00	0	0.00	0.00	0	0.00
14	Punjab National Bank	0	0.00	0	0.00	0	0.00	0.00	0	0.00
15	Punjab & Sind Bank	0	0.00	0	0.00	0	0.00	0.00	0	0.00
16	Syndicate Bank	13746	5891.89	944	509.65	2268	1101.78	1046.69	2062	1001.62
17	UCO Bank	0	0.00	0	0.00	0	0.00	0.00	0	0.00
18	Union Bank Of India	0	0	0	0	0	0.00	0.00	0	0.00
19	United Bank of India	0	0.00	0	0.00	0	0.00	0.00	0	0.00
20	Vijaya Bank	0	0.00	0	0.00	0	0.00	0.00	0	0.00
21	State Bank of India	12101	9884.00	18	16.00	2817	573.00	234.00	1562	2349.00
	PUBLIC SECTOR BANKS TOTAL	26751	16084.72	1069	580.33	5692	1866.98	1438.98	3872	3452.72
22	Axis Bank	0	0.00	0	0.00	0	0.00	0.00	0	0.00
23	Bhandhan Bank	0	0.00	0	0.00	0	0.00	0.00	0	0.00
24	Catholic Syrian Bank	0	0.00	0	0.00	0	0.00	0.00	0	0.00
25	City Union Bank	0	0.00	0	0.00	0	0.00	0.00	0	0.00
26	Development Credit Bank	0	0.00	0	0.00	0	0.00	0.00	0	0.00
27	Dhanalaxmi Bank	0	0.00	0	0.00	0	0.00	0.00	0	0.00
28	Equitas Bank	0	0.00	0	0.00	0	0.00	0.00	0	0.00
29	Federal Bank	0	0.00	0	0.00	0	0.00	0.00	0	0.00
30	HDFC Bank	0	0.00	0	0.00	0	0.00	0.00	0	0.00
31	ICICI Bank	0	0.00	0	0.00	0	0.00	0.00	0	0.00
32	Indusind Bank	0	0.00	0	0.00	0	0.00	0.00	0	0.00
33	Jammu & Kashmir Bank	0	0.00	0	0.00	0	0.00	0.00	0	0.00
34	Karnataka Bank	0	0.00	0	0.00	0	0.00	0.00	0	0.00
35	Karur Vysya Bank	0	0.00	0	0.00	0	0.00	0.00	0	0.00
36	KBSLAB	0	0.00	0	0.00	0	0.00	0.00	0	0.00
37	Laxmi Vilas Bank	0	0.00	0	0.00	0	0.00	0.00	0	0.00
38	Ratnakar Bank	0	0.00	0	0.00	0	0.00	0.00	0	0.00
39	South Indian Bank	0	0.00	0	0.00	0	0.00	0.00	0	0.00
40	Kotak Mahindra Bank	0	0.00	0	0.00	0	0.00	0.00	0	0.00
41	Yes Bank	0	0.00	0	0.00	0	0.00	0.00	0	0.00
42	Tamilnadu Mer. Bank	0	0.00	0	0.00	0	0.00	0.00	0	0.00
	PRIVATE SECTOR BANKS TOTAL	0	0.00	0	0.00	0	0.00	0.00	0	0.00
	COMMERCIAL BANKS TOTAL	26751	16084.72	1069	580.33	5692	1866.98	1438.98	3872	3452.72
43	TS Co-op Apex Bank	0	0.00	0	0.00	0	0.00	0.00	0	0.00
44	A P Mahesh Co-op Bank	0	0.00	0	0.00	0	0.00	0.00	0	0.00
	Co-OPERATIVE BANKS TOTAL	0	0.00	0	0.00	0	0.00	0.00	0	0.00
45	APGVB	3597	639.51	49.00	23.46	107	32.15	12.74	61	21.38
46	Telangana Grameena Bank	0	0.00	0	0.00	0	0.00	0.00	0	0.00
	REGIONAL RURAL BANKS TOTAL	3597	639.51	49	23.46	107	32.15	12.74	61	21.38
47	APSFC	0	0.00	0	0.00	0	0.00	0.00	0	0.00
	OTHERS TOTAL	0	0.00	0	0.00	0	0.00	0.00	0	0.00
	GRAND TOTAL	30348	16724.23	1118	603.79	5799	1899.13	1451.72	3933	3474.10

SLBC TELANGANA


CONVENOR : 

BANK WISE / DISTRICT WISE NUMBER OF BRANCHES AS ON 31/03/19

ANNEXURE 44

Sl.No	Name of the Bank	Adilabad	Bhadradri	Hyderabad	Jagtial	Jangaon	Jayashakar	Jogulamba	Kamareddy	Karimnagar	Khammam	Komaram	Mahabub abad	Mahabubna gar	Mancherial	Medak
1	Allahabad Bank	1	0	15	0	0	0	1	0	1	1	0	0	1	0	0
2	Andhra Bank	4	19	114	15	6	8	8	15	33	27	4	10	16	14	9
3	Bank Of Baroda	1	1	24	1	2	0	0	1	1	1	0	0	1	1	0
4	Bank of India	1	0	20	0	0	0	0	0	1	1	0	1	1	0	0
5	Bank of Maharashtra	5	0	5	0	0	0	0	0	1	1	0	0	1	0	0
6	Canara Bank	3	1	43	3	2	5	3	2	3	4	0	2	4	2	1
7	Central Bank of India	1	2	31	1	2	0	1	1	2	3	0	0	2	1	4
8	Corporation Bank	1	0	23	1	1	0	1	2	2	1	0	1	3	0	1
9	Dena Bank	0	0	12	0	0	0	0	0	1	0	0	0	1	0	0
10	IDBI Bank	1	0	9	1	1	0	0	0	1	2	0	0	1	1	1
11	Indian Bank	1	1	25	5	2	0	2	1	9	2	0	4	2	1	3
12	Indian Overseas Bank	0	3	28	2	1	0	0	3	3	8	1	2	4	1	1
13	Oriental Bank of Commerce	0	0	21	1	0	0	0	0	1	1	0	0	2	1	0
14	Punjab National Bank	1	1	25	0	2	2	0	1	1	1	0	0	2	1	1
15	Punjab & Sind Bank	0	0	6	0	0	0	0	0	0	0	0	0	0	0	0
16	Syndicate Bank	1	2	39	2	2	1	12	3	2	2	0	1	3	1	2
17	UCO Bank	1	0	13	0	0	0	0	0	1	1	0	0	2	0	1
18	Union Bank Of India	1	0	25	5	0	2	1	1	6	4	0	0	2	1	0
19	United Bank of India	0	0	7	0	0	0	0	0	1	1	0	0	1	0	0
20	Vijaya Bank	1	3	29	2	0	0	0	1	3	3	0	0	1	1	1
21	State Bank of India	13	43	145	15	15	7	10	24	30	46	10	14	22	24	18
	PUBLIC SECTOR BANKS TOTAL	37	76	659	54	34	26	28	64	104	110	15	35	72	50	43
22	Axis Bank	1	3	43	1	1	1	1	1	3	4	0	1	1	2	1
23	Bhandhan Bank	0	0	8	0	0	0	0	0	0	0	0	0	0	0	3
24	Catholic Syrian Bank	0	0	3	0	0	0	0	0	0	0	0	0	0	0	0
25	City Union Bank	3	0	11	0	0	0	0	0	2	1	0	0	1	0	0
26	Development Credit Bank	1	0	4	1	0	1	0	0	3	2	0	0	1	1	0
27	Dhanalaxmi Bank	0	0	4	0	0	0	0	0	0	1	0	0	0	0	0
28	Equitas Bank	0	0	6	0	0	0	0	0	0	0	0	0	0	0	0
29	Federal Bank	0	0	6	0	0	0	0	0	0	0	0	0	0	0	0
30	HDFC Bank	1	3	53	7	1	1	2	2	10	4	0	1	3	3	4
31	ICICI Bank	2	1	46	7	3	0	3	1	9	2	0	0	8	1	9
32	Indusind Bank	1	1	24	1	0	0	1	0	4	1	0	1	3	1	2
33	Jammu & Kashmir Bank	0	0	3	0	0	0	0	0	0	0	0	0	0	0	0
34	Karnataka Bank	0	0	7	0	0	0	0	0	1	1	0	0	1	0	0
35	Karur Vysya Bank	1	2	13	1	0	0	0	1	1	1	0	0	2	1	1
36	KBSLAB	0	0	0	0	0	0	2	0	0	0	0	0	3	0	0
37	Laxmi Vilas Bank	1	0	12	1	1	1	0	0	2	3	1	0	2	2	0
38	Ratnakar Bank	0	0	7	0	0	0	0	0	0	0	0	0	0	0	0
39	South Indian Bank	0	0	7	0	0	0	0	0	1	0	0	0	0	1	0
40	Kotak Mahindra Bank	0	1	22	0	1	1	1	2	5	3	0	0	2	1	0
41	Yes Bank	0	0	14	0	0	0	0	0	0	0	0	0	0	0	0
42	Tamilnadu Mer. Bank	0	0	6	0	0	0	0	0	0	0	0	0	0	0	0
	PRIVATE SECTOR BANKS TOTAL	11	11	299	19	7	5	10	7	41	23	1	3	27	13	20
	COMMERCIAL BANKS TOTAL	48	87	958	73	41	31	38	71	145	133	16	38	99	63	63
43	TS Co-op Apex Bank	12	17	45	15	3	6	4	29	20	26	6	7	7	9	12
44	A P Mahesh Co-op Bank	0	0	24	0	0	0	0	0	1	1	0	0	0	0	0
	Co-OPERATIVE BANKS TOTAL	12	17	69	15	3	6	4	29	21	27	6	7	7	9	12
45	APGVB	0	41	0	0	12	17	11	0	0	54	0	13	37	0	21
46	Telangana Gramēena Bank	35	0	14	28	0	5	0	26	33	0	19	0	1	34	0
	REGIONAL RURAL BANKS TOTAL	35	41	14	28	12	22	11	26	33	54	19	13	38	34	21
47	APSFC	1	0	1	0	0	0	0	0	1	1	0	0	1	0	2
	OTHERS TOTAL	1	0	1	0	0	0	0	0	1	1	0	0	1	0	2
	GRAND TOTAL	96	145	1042	116	56	59	53	126	200	215	41	58	145	106	98

SLBC TELANGANA

CONVENOR :  **SBI**

BANK WISE / DISTRICT WISE NUMBER O

ANNEXURE 44

Sl.No	Name of the Bank	Medchal	Nagarkurnool	Nalgonda	Nirmal	Nizamabad	Peddapalli	Sricillairajanna	RR Dist	Sangareddy	siddipet	Suryapet	Vikarabad	Wanaparthy	Warangal rural	Warangal urban	Yadadri	Total	
1	Allahabad Bank	5	0	2	1	1	0	1	5	3	0	0	0	0	0	1	3	0	42
2	Andhra Bank	66	10	20	9	30	16	10	69	18	17	16	11	10	9	27	7	647	
3	Bank Of Baroda	12	0	3	1	3	1	1	11	3	2	2	1	0	0	4	0	78	
4	Bank of India	14	0	2	1	2	1	0	13	2	1	2	0	0	0	3	0	66	
5	Bank of Maharashtra	4	0	0	1	1	0	0	6	0	0	1	0	0	0	1	0	27	
6	Canara Bank	24	1	10	1	5	1	1	27	5	3	9	5	0	3	8	11	192	
7	Central Bank of India	10	1	6	0	1	0	0	6	4	2	2	1	0	1	4	6	95	
8	Corporation Bank	13	0	4	1	5	1	0	7	5	1	3	0	0	3	2	2	84	
9	Dena Bank	2	0	0	0	2	0	0	5	0	0	0	2	0	0	1	0	26	
10	IDBI Bank	8	0	3	0	1	0	0	7	2	1	0	0	0	0	2	0	42	
11	Indian Bank	15	0	3	1	7	5	1	16	2	2	3	0	0	0	5	2	120	
12	Indian Overseas Bank	13	1	3	1	4	4	2	10	4	1	2	0	2	5	6	1	116	
13	Oriental Bank of Commerce	10	0	1	0	1	0	0	5	1	1	1	0	0	0	2	0	49	
14	Punjab National Bank	5	1	5	0	3	0	2	8	3	2	1	0	0	1	3	1	73	
15	Punjab & Sind Bank	1	0	0	0	0	0	0	0	0	0	0	0	0	0	1	0	8	
16	Syndicate Bank	26	0	4	1	15	0	0	43	10	2	5	1	0	2	4	1	185	
17	UCO Bank	4	1	2	0	1	0	0	5	2	1	1	0	1	0	1	0	38	
18	Union Bank Of India	7	2	4	2	3	0	0	2	2	2	1	0	0	0	5	0	78	
19	United Bank of India	3	0	1	0	1	0	0	3	1	0	0	0	0	0	1	0	20	
20	Vijaya Bank	7	3	2	0	7	0	2	10	4	1	5	2	1	0	2	0	91	
21	State Bank of India	108	19	69	19	62	27	10	160	50	23	37	25	16	12	49	20	1142	
	PUBLIC SECTOR BANKS TOTAL	357	39	144	39	155	56	30	418	121	62	91	48	30	37	134	51	3219	
22	Axis Bank	23	1	2	1	3	2	1	21	4	1	2	3	1	4	0	2	135	
23	Bhandhan Bank	0	0	0	0	0	0	0	8	0	0	0	0	0	0	0	0	19	
24	Catholic Syrian Bank	0	0	0	0	0	0	0	0	0	0	0	0	0	0	0	0	3	
25	City Union Bank	0	0	1	0	2	0	0	8	0	0	0	0	0	0	2	0	31	
26	Development Credit Bank	3	0	0	1	1	1	0	3	0	1	1	0	0	0	2	0	27	
27	Dhanalaxmi Bank	0	0	0	0	1	0	0	0	0	0	0	0	0	0	0	0	6	
28	Equitas Bank	0	0	0	0	0	0	0	0	0	0	0	0	0	0	0	0	6	
29	Federal Bank	4	0	0	0	0	0	0	4	1	0	0	0	0	0	1	0	16	
30	HDFC Bank	34	2	3	2	14	4	2	31	4	2	3	2	1	2	5	3	209	
31	ICI CI Bank	25	3	3	3	4	4	3	33	3	5	3	2	1	1	3	1	189	
32	Indusind Bank	3	2	5	0	1	1	0	5	2	2	1	1	0	1	1	2	67	
33	Jammu & Kashmir Bank	0	0	0	0	0	0	0	0	0	0	0	0	0	0	0	0	3	
34	Karnataka Bank	4	0	1	0	1	0	0	7	0	0	0	0	0	0	1	0	24	
35	Karur Vysya Bank	11	1	2	1	1	0	0	9	2	1	1	0	1	3	1	1	59	
36	KBSLAB	1	1	0	0	0	0	0	3	0	0	0	2	2	0	0	0	14	
37	Laxmi Vilas Bank	8	0	2	0	1	0	1	4	2	1	2	2	0	0	3	0	52	
38	Ratnakar Bank	0	0	0	0	0	0	0	0	0	0	0	0	0	0	0	0	7	
39	South Indian Bank	16	0	0	0	0	0	0	14	0	0	0	0	0	0	1	0	40	
40	Kotak Mahindra Bank	8	0	1	0	6	0	0	11	6	1	0	1	0	2	9	0	84	
41	Yes Bank	1	0	0	0	0	0	0	2	0	0	1	0	0	0	1	0	19	
42	Tamilnadu Mer. Bank	0	0	1	0	0	0	0	0	0	0	1	0	0	0	0	0	8	
	PRIVATE SECTOR BANKS TOTAL	141	10	21	8	35	12	7	163	24	14	15	13	6	13	30	9	1018	
	COMMERCIAL BANKS TOTAL	498	49	165	47	190	68	37	581	145	76	106	61	36	50	164	60	4237	
43	TS Co-op Apex Bank	6	5	13	9	34	10	11	15	17	12	9	6	3	5	5	8	386	
44	A P Mahesh Co-op Bank	6	0	0	0	0	0	0	5	0	0	0	0	0	0	1	0	38	
	Co-OPERATIVE BANKS TOTAL	12	5	13	9	34	10	11	20	17	12	9	6	3	5	6	8	424	
45	APGVB	0	25	56	0	0	0	0	16	53	30	32	3	12	13	20	28	494	
46	Telangana Grameena Bank	29	0	0	31	50	19	15	41	0	7	0	24	0	5	0	0	416	
	REGIONAL RURAL BANKS TOTAL	29	25	56	31	50	19	15	57	53	37	32	27	12	18	20	28	910	
47	APSFC	0	0	1	0	1	0	0	2	0	0	0	0	0	0	1	0	12	
	OTHERS TOTAL	0	0	1	0	1	0	0	2	0	0	0	0	0	0	1	0	12	
	GRAND TOTAL	539	79	235	87	275	97	63	660	215	125	147	94	51	73	191	96	5583	