

BANK WISE NUMBER OF BRANCHES, DEPOSITS & ADVANCES AS ON 30.06.2020							(Rs.in lac)		
Sl.No	Name of the Bank	Rural	Semi-urban	Urban	Metro	Total br	Deposits	Advances	CD ratio %
1	Bank Of Baroda	29	38	29	113	209	1606082.91	2180792.20	135.78%
2	Bank of India	5	13	11	37	66	642203.00	2430765.00	378.50%
3	Bank of Maharashtra	4	0	8	15	27	191559.63	350185.55	182.81%
4	Canara Bank	106	67	43	167	383	2891279.90	3866593.41	133.73%
5	Central Bank of India	19	22	10	42	93	466705.63	862870.05	184.89%
6	Indian Bank	31	33	28	72	164	955696.00	1870393.00	195.71%
7	Indian Overseas Bank	26	24	17	49	116	800941.90	1391606.67	173.75%
8	Punjab National Bank	13	26	20	84	143	1351905.38	3148519.52	232.89%
9	Punjab & Sind Bank	1	0	1	5	7	30757.49	307804.33	1000.75%
10	UCO Bank	3	6	7	22	38	140606.00	632713.00	449.99%
11	Union Bank Of India	213	197	94	277	781	7094353.01	8125639.12	114.54%
12	State Bank of India	385	288	140	358	1171	15320311.00	12128360.00	79.17%
	PUBLIC SECTOR BANKS TOTAL	835	714	408	1241	3198	31492401.85	37296241.86	118.43%
13	Axis Bank	4	33	19	96	152	2535023.31	2885436.77	113.82%
14	Bhandhan Bank	0	24	8	13	45	42393.63	38943.52	91.86%
15	CSB Bank	0	0	0	3	3	8658.42	23437.26	270.69%
16	City Union Bank	0	9	9	15	33	122181.53	193843.18	158.65%
17	DCB Bank	6	7	5	9	27	192452.73	173972.90	90.40%
18	Dhanalaxmi Bank	0	0	2	4	6	19762.00	20534.18	103.91%
19	Federal Bank	0	0	4	14	18	116450.00	221097.00	189.86%
20	HDFC Bank	26	54	22	123	225	5226089.31	5196663.62	99.44%
21	ICICI Bank	49	38	19	121	227	3999282.91	3423089.16	85.59%
22	IDBI Bank	4	7	9	22	42	588656.48	632259.91	107.41%
23	IDFC First Bank	0	1	3	14	18	224829.00	343176.00	152.64%
24	Indusind Bank	2	26	12	37	77	956900.65	1027612.18	107.39%
25	Jammu & Kashmir Bank	0	0	3	0	3	18288.00	37557.00	205.36%
26	Karnataka Bank	0	1	6	18	25	121791.06	302351.18	248.25%
27	Karur Vysya Bank	2	20	11	26	59	501765.00	394893.00	78.70%
28	KBSLAB	1	11	1	1	14	10369.09	9264.10	89.34%
29	Laxmi Vilas Bank	6	14	12	22	54	134340.87	120941.28	90.03%
30	RBL Bank	0	0	0	15	15	179709.00	207172.00	115.28%
31	South Indian Bank	7	9	2	22	40	162852.42	301268.56	184.99%
32	Kotak Mahindra Bank	15	12	15	42	84	1283885.36	847369.21	66.00%
33	Yes Bank	0	2	1	16	19	290779.00	1117167.00	384.20%
34	Tamilnadu Mer. Bank	0	0	2	6	8	60115.01	52862.75	87.94%
	PRIVATE SECTOR BANKS TOTAL	122	268	165	639	1194	16796574.78	17570911.76	104.61%
	COMMERCIAL BANKS TOTAL	957	982	573	1880	4392	48288976.63	54867153.61	113.62%
35	TS Co-op Apex Bank	207	93	61	49	410	1067635.10	998405.38	93.52%
36	A P Mahesh Co-op Bank	0	0	3	35	38	254314.76	132346.56	52.04%
	Co-OPERATIVE BANKS TOTAL	207	93	64	84	448	1321949.86	1130751.94	85.54%
37	APGVB	313	138	37	6	494	1408021.00	1461371.16	103.79%
38	Telangana Grameena Bank	308	68	32	13	421	1015877.63	841737.04	82.86%
	REGIONAL RURAL BANKS TOTAL	621	206	69	19	915	2423898.63	2303108.20	95.02%
39	Equitas Bank	0	0	6	8	14	8798.00	26128.00	296.98%
	SMALL FINANCE BANKS TOTAL	0	0	6	8	14	8798.00	26128.00	0.00%
40	APSFC	0	0	12	0	12	0.00	89415.23	#DIV/0!
	OTHERS TOTAL	0	0	12	0	12	0.00	89415.23	0.00%
	GRAND TOTAL	1785	1281	724	1991	5781	52043623.12	58416556.98	112.25%

ANNEXURE 2

DISTRICTS WISE NUMBER OF BRANCHES AS ON 30.06.2020

(Rs. In lac)

Sl.No	Name of the District	Rural	Semi-urban	Urban	Metro	Total brs	Deposits	Advances	CD Ratio %
1	Adilabad	52	18	32	0	102	373939.39	441471.50	118.06%
2	Bhadradri	62	82	0	0	144	641613.43	450777.07	70.26%
3	Hyderabad	0	1	8	1133	1142	26134284.14	36765853.65	140.68%
4	Jagtial	64	30	19	2	115	428057.44	338556.00	79.09%
5	Jangaon	30	22	0	0	52	154760.72	241922.00	156.32%
6	Jayashankar	25	15	0	0	40	135669.18	111485.48	82.17%
7	Jogulamba	24	29	0	0	53	162357.61	193771.55	119.35%
8	Kamareddy	78	49	2	0	129	328858.88	394120.04	119.84%
9	Karimnagar	84	38	90	0	212	993124.39	840853.67	84.67%
10	Khammam	85	54	83	0	222	790944.74	1003351.14	126.85%
11	Komarambhim	36	10	2	0	48	166730.58	100911.26	60.52%
12	Mahabubabad	23	37	1	0	61	169759.75	254435.99	149.88%
13	Mahabubnagar	53	26	53	0	132	416031.73	557015.47	133.89%
14	Mancherial	49	50	4	0	103	623272.29	365507.19	58.64%
15	Medak	60	44	1	0	105	211210.80	548044.25	259.48%
16	Medchal	38	89	22	409	558	7209063.15	4439031.38	61.58%
17	Mulugu	24	5	0	0	29	87367.37	82492.79	94.42%
18	Nagarkurnool	44	31	0	0	75	210847.23	287563.63	136.38%
19	Nalgonda	92	45	74	0	211	647937.97	1010844.69	156.01%
20	Narayanpet	23	20	2	0	45	106993.81	157374.96	147.09%
21	Nirmal	51	32	4	0	87	260013.85	319751.04	122.97%
22	Nizamabad	150	59	73	0	282	826433.26	924972.82	111.92%
23	Peddapalli	37	34	25	0	96	636566.35	316337.74	49.69%
24	Rajanna	40	24	1	0	65	269642.70	189983.50	70.46%
25	Rangareddy	140	89	18	419	666	5710052.60	3653205.72	63.98%
26	Sangareddy	87	104	3	27	221	1128373.45	1168684.63	103.57%
27	Siddipet	70	51	9	0	130	443918.24	456899.11	102.92%
28	Suryapet	62	55	32	0	149	358932.61	600193.81	167.22%
29	Vikarabad	58	35	1	0	94	224681.70	298293.91	132.76%
30	Wanaparthy	23	26	0	0	49	155863.78	201058.16	129.00%
31	Warangal Rural	40	24	22	0	86	168188.20	240928.31	143.25%
32	Warangal	31	6	143	1	181	1605144.01	1157987.33	72.14%
33	Yadadri	50	47	0	0	97	262987.80	302877.20	115.17%
	Total	1785	1281	724	1991	5781	52043623.13	58416556.98	112.25%

BANK-WISE PRIORITY SECTOR ADVANCES (AGRICULTURE, MICRO, SMALL & OTHER PRIORITY SECTOR ADVANCES) AS ON 30.06.2020 (Rs. In lac)

Sl.No	Name of the Bank	ADVANCES	Total Agri. Advances		Micro, Small, Medium Enterprises Advances	Others under Priority Sector Advances	Export Credit	Total Priority Sector Advances	
			Amount	% to Total Advances				Amount	% to Total Advances
1	Bank Of Baroda	2180792.20	165079.32	7.57	181622.52	673103.21	0.00	1019805.05	46.76
2	Bank of India	2430765.00	36917.14	1.52	150670.05	73307.28	12.04	260906.51	10.73
3	Bank of Maharashtra	350185.55	38836.84	11.09	72373.39	92095.47	11153.44	214459.14	61.24
4	Canara Bank	3866593.41	700276.00	18.11	420673.58	144505.17	0.00	1265454.75	32.73
5	Central Bank of India	862870.05	82558.60	9.57	29950.20	91944.11	0.00	204452.91	23.69
6	Indian Bank	1870393.00	477290.00	25.52	165327.00	278987.00	0.00	921604.00	49.27
7	Indian Overseas Bank	1391606.67	163134.90	11.72	141258.63	97327.08	0.00	401720.61	28.87
8	Punjab National Bank	3148519.52	63617.14	2.02	156137.10	83470.91	0.00	303225.15	9.63
9	Punjab & Sind Bank	307804.33	112.97	0.04	3895.88	6078.25	0.00	10087.10	3.28
10	UCO Bank	632713.00	25296.00	4.00	83404.00	26961.00	0.00	135661.00	21.44
11	Union Bank Of India	8125639.12	1190642.39	14.65	998721.21	373736.63	0.00	2563100.22	31.54
12	State Bank of India	12128360.00	2133522.00	17.59	1202244.00	1252765.00	15396.00	4603927.00	37.96
	PUBLIC SECTOR BANKS TOTAL	37296241.86	5077283.30	13.61	3606277.55	3194281.10	26561.48	11904403.44	31.92
13	Axis Bank	2885436.77	100387.15	3.48	241060.61	56207.80	0.00	397655.56	13.78
14	Bhandhan Bank	38943.52	107.61	0.28	4299.81	30070.36	0.00	34477.78	88.53
15	CSB Bank	23437.26	391.53	1.67	1412.93	500.57	0.00	2305.03	9.83
16	City Union Bank	193843.18	15906.07	8.21	58965.56	2802.99	0.00	77674.62	40.07
17	DCB Bank	173972.90	12641.38	7.27	41267.35	15270.53	0.00	69179.27	39.76
18	Dhanalaxmi Bank	20534.18	4292.29	20.90	1802.31	1985.28	0.00	8079.88	39.35
19	Federal Bank	221097.00	10399.00	4.70	14607.00	10088.00	0.00	35094.00	15.87
20	HDFC Bank	5196663.62	354148.97	6.81	589546.85	212275.49	0.00	1155971.31	22.24
21	ICICI Bank	3423089.16	234353.43	6.85	507379.34	155153.70	0.00	896886.47	26.20
22	IDBI Bank	632259.91	33364.19	5.28	64536.63	116338.69	0.00	214239.51	33.88
23	IDFC First Bank	343176.00	1160.00	0.34	17405.00	4997.00	0.00	23562.00	6.87
24	Indusind Bank	1027612.18	66990.49	6.52	145720.75	7116.53	0.00	219827.77	21.39
25	Jammu & Kashmir Bank	37557.00	121.00	0.32	1440.00	1144.00	0.00	2705.00	7.20
26	Karnataka Bank	302351.18	13958.26	4.62	49995.66	30167.14	0.00	94121.06	31.13
27	Karur Vysya Bank	394893.00	63297.00	16.03	118616.00	23588.00	3918.00	209419.00	53.03
28	KBSLAB	9264.10	2185.73	23.59	3872.69	259.18	0.00	6317.61	68.19
29	Laxmi Vilas Bank	120941.28	12960.46	10.72	23161.62	1909.39	0.00	38031.47	31.45
30	RBL Bank	207172.00	3939.00	1.90	50406.00	246.00	1412.00	56003.00	27.03
31	South Indian Bank	301268.56	37690.13	12.51	50534.39	7783.32	0.00	96007.84	31.87
32	Kotak Mahindra Bank	847369.21	82631.38	9.75	201329.67	1010.80	502.87	285474.71	33.69
33	Yes Bank	1117167.00	39883.00	3.57	153714.00	13024.00	0.00	206621.00	18.50
34	Tamilnadu Mer. Bank	52862.75	6217.77	11.76	13245.07	1644.81	0.00	21107.65	39.93
	PRIVATE SECTOR BANKS TOTAL	17570911.76	1097025.83	6.24	2354319.25	693583.58	5832.87	4150761.53	23.62
	COMMERCIAL BANKS TOTAL	54867153.61	6174309.13	11.25	5960596.80	3887864.69	32394.36	16055164.97	29.26
35	TS Co-op Apex Bank	998405.38	595702.10	59.67	16870.74	128537.88	0.00	741110.72	74.23
36	A P Mahesh Co-op Bank	132346.56	0.00	0.00	60294.37	11820.76	0.00	72115.13	54.49
	Co-OPERATIVE BANKS TOTAL	1130751.94	595702.10	52.68	77165.11	140358.64	0.00	813225.85	71.92
37	APGVB	1461371.16	1016041.90	69.53	88534.19	197682.24	0.00	1302258.33	89.11
38	Telangana Grameena Bank	841737.04	589880.87	70.08	57632.45	71143.91	0.00	718657.23	85.38
	REGIONAL RURAL BANKS TOTAL	2303108.20	1605922.77	69.73	146166.64	268826.15	0.00	2020915.56	87.75
39	Equitas Bank	26128.00	124.00	0.47	16308.00	915.00	0.00	17347.00	66.39
	SMALL FINANCE BANKS TOTAL	26128.00	124.00	0.47	16308.00	915.00	0.00	17347.00	66.39
40	APSF	89415.23	0.00	0.00	83166.05	0.00	0.00	83166.05	93.01
	OTHERS TOTAL	89415.23	0.00	0.00	83166.05	0.00	0.00	83166.05	93.01
	GRAND TOTAL	58416556.98	8376058.00	14.34	6283402.60	4297964.48	32394.36	18989819.43	32.51

DISTRICT-WISE PRIORITY SECTOR ADVANCES (AGRICULTURE, MICRO, SMALL & OTHER PRIORITY SECTOR ADVANCES) AS ON 30.06.2020 (Rs. In lac)

Sl.No	Name of the District	TOTAL ADVANCES	Total Direct Agri. Advances		Micro, Small & Medium Enterprises Advances		Others under Priority Sector Advances		Export	Total Priority Sector Advances	
			Amount	% to Total Advances	Amount	% to Total Advances	Amount	% to Total Advances		Amount	% to Total Advances
1	Adilabad	441471.50	197952.52	44.84	63650.36	14.42	45294.54	10.26	0.00	306897.43	69.52
2	Bhadrachari	450777.07	201072.24	44.61	45271.29	10.04	36077.95	8.00	0.00	282421.48	62.65
3	Hyderabad	36765853.65	899585.55	2.45	3476298.54	9.46	1842191.80	5.01	30693.36	6248769.24	17.00
4	Jagtial	338556.00	188206.16	55.59	33600.00	9.92	40662.61	12.01	0.00	262468.77	77.53
5	Jangaon	241922.00	174886.19	72.29	18456.44	7.63	24396.33	10.08	0.00	217738.96	90.00
6	Jayashankar	111485.48	77753.85	69.74	9043.20	8.11	7108.79	6.38	0.00	93905.83	84.23
7	Jogulamba	193771.55	130000.66	67.09	20026.51	10.34	10933.01	5.64	0.00	160960.18	83.07
8	Kamareddy	394120.04	288985.49	73.32	34538.11	8.76	37426.60	9.50	0.00	360950.19	91.58
9	Karimnagar	840853.67	306032.36	36.40	157817.46	18.77	120620.14	14.34	203.00	584672.97	69.53
10	Khammam	1003351.14	446895.21	44.54	131935.95	13.15	129233.56	12.88	0.00	708064.72	70.57
11	Komaram Bhim	100911.26	72237.78	71.59	7861.28	7.79	5455.46	5.41	0.00	85554.52	84.78
12	Mahabubabad	254435.99	180166.14	70.81	16485.82	6.48	20209.70	7.94	0.00	216861.65	85.23
13	Mahabubnagar	557015.47	262451.32	47.12	88670.06	15.92	63669.18	11.43	0.00	414790.56	74.47
14	Mancherial	365507.19	151220.75	41.37	45222.25	12.37	43214.10	11.82	0.00	239657.10	65.57
15	Medak	548044.25	234142.33	42.72	40691.54	7.42	28523.51	5.20	0.00	303357.39	55.35
16	Medchal	4439031.38	237131.71	5.34	703607.37	15.85	578980.36	13.04	1498.00	1521217.44	34.27
17	Mulugu	82492.79	73147.12	88.67	5208.35	6.31	5451.16	6.61	0.00	83806.64	101.59
18	Nagarkurnool	287563.63	212557.14	73.92	17878.41	6.22	17705.13	6.16	0.00	248140.68	86.29
19	Nalgonda	1010844.69	601200.84	59.48	115010.59	11.38	86130.98	8.52	0.00	802342.41	79.37
20	Narayanpet	157374.96	121392.02	77.14	9532.70	6.06	7958.43	5.06	0.00	138883.16	88.25
21	Nirmal	319751.04	228172.16	71.36	35065.72	10.97	27925.19	8.73	0.00	291163.07	91.06
22	Nizamabad	924972.82	430804.39	46.57	121520.04	13.14	131936.31	14.26	0.00	684260.74	73.98
23	Peddapalli	316337.74	173841.33	54.95	36622.99	11.58	31667.40	10.01	0.00	242131.71	76.54
24	Rajanna	189983.50	108922.48	57.33	22740.68	11.97	27859.14	14.66	0.00	159522.30	83.97
25	Rangareddy	3653205.72	575537.45	15.75	491783.23	13.46	377476.86	10.33	0.00	1444797.54	39.55
26	Sangareddy	1168684.63	328294.43	28.09	75113.64	6.43	207719.39	17.77	0.00	611127.46	52.29
27	Siddipet	456899.11	261912.99	57.32	40906.96	8.95	60588.43	13.26	0.00	363408.38	79.54
28	Suryapet	600193.81	313491.99	52.23	80501.34	13.41	67539.23	11.25	0.00	461532.56	76.90
29	Vikarabad	298293.91	203925.62	68.36	24765.95	8.30	14361.12	4.81	0.00	243052.69	81.48
30	Wanaparthy	201058.16	121896.20	60.63	21561.52	10.72	15573.19	7.75	0.00	159030.91	79.10
31	Warangal Rural	240928.31	185185.05	76.86	22810.20	9.47	19758.20	8.20	0.00	227753.45	94.53
32	Warangal	1157987.33	200114.26	17.28	241796.38	20.88	142783.77	12.33	0.00	584694.40	50.49
33	Yadadri	302877.20	186942.24	61.72	27407.72	9.05	21532.94	7.11	0.00	235882.88	77.88
	Total	58416556.98	8376057.98	14.34	6283402.60	10.76	4297964.50	7.36	32394.36	18989819.42	32.51

SLBC TELANGANA

CONVENOR : 

ANNEXURE 5

(Rs. In lac)

BANK-WISE AGRICULTURAL ADVANCES (DIRECT & INDIRECT) AS ON 30.06.2020

Sl.No	Name of the Bank	ADVANCES	Short Term Crop Productions Loans		Agriculture Term Loans		Other Term Loans : Agriculture Infrastructure		Other Terms Loans: Ancillary Activities	
			Amount	% to Total Advances	Amount	% to Total Advances	Amount	% to Total Advances	Amount	% to Total Advances
1	Bank Of Baroda	2180792.20	120716.87	5.54	44362.45	2.03	0.00	0.00	0.00	0.00
2	Bank of India	2430765.00	15736.62	0.65	14858.29	0.61	2908.15	0.12	3414.08	0.14
3	Bank of Maharashtra	350185.55	23579.92	6.73	15243.55	4.35	13.37	0.00	0.00	0.00
4	Canara Bank	3866593.41	510637.01	13.21	129135.83	3.34	15531.50	0.40	44971.66	1.16
5	Central Bank of India	862870.05	67618.32	7.84	2270.89	0.26	0.00	0.00	12669.39	1.47
6	Indian Bank	1870393.00	434257.00	23.22	43033.00	2.30	0.00	0.00	0.00	0.00
7	Indian Overseas Bank	1391606.67	80445.83	5.78	80066.85	5.75	1221.59	0.09	1400.63	0.10
8	Punjab National Bank	3148519.52	30661.65	0.97	18523.67	0.59	2588.28	0.08	11843.54	0.38
9	Punjab & Sind Bank	307804.33	74.69	0.02	38.28	0.01	0.00	0.00	0.00	0.00
10	UCO Bank	632713.00	14440.00	2.28	8274.00	1.31	0.00	0.00	2582.00	0.41
11	Union Bank Of India	8125639.12	1004266.17	12.36	50772.30	0.62	19954.33	0.25	115649.59	1.42
12	State Bank of India	12128360.00	1513204.00	12.48	408880.00	3.37	2661.00	0.02	208777.00	1.72
	PUBLIC SECTOR BANKS TOTAL	37296241.86	3815638.08	10.23	815459.11	24.56	44878.22	0.12	401307.89	1.08
13	Axis Bank	2885436.77	40396.08	1.40	59991.06	2.08	0.00	0.00	0.00	0.00
14	Bhandhan Bank	38943.52	0.00	0.00	107.61	0.28	0.00	0.00	0.00	0.00
15	CSB Bank	23437.26	391.53	1.67	0.00	0.00	0.00	0.00	0.00	0.00
16	City Union Bank	193843.18	7810.78	4.03	1253.17	0.65	2485.17	1.28	4356.95	2.25
17	DCB Bank	173972.90	8595.09	4.94	2567.38	1.48	0.00	0.00	1478.91	0.85
18	Dhanalaxmi Bank	20534.18	4283.79	20.86	8.50	0.04	0.00	0.00	0.00	0.00
19	Federal Bank	221097.00	8563.00	3.87	651.00	0.29	0.00	0.00	1185.00	0.54
20	HDFC Bank	5196663.62	93522.58	1.80	190289.19	3.66	12923.70	0.25	57413.50	1.10
21	ICICI Bank	3423089.16	123029.73	3.59	94721.39	2.77	5289.00	0.15	11313.31	0.33
22	IDBI Bank	632259.91	29413.23	4.65	3865.09	0.61	35.14	0.01	50.73	0.01
23	IDFC First Bank	343176.00	1059.00	0.31	0.00	0.00	0.00	0.00	101.00	0.03
24	Indusind Bank	1027612.18	0.00	0.00	66990.49	6.52	0.00	0.00	0.00	0.00
25	Jammu & Kashmir Bank	37557.00	0.00	0.00	121.00	0.32	0.00	0.00	0.00	0.00
26	Karnataka Bank	302351.18	4037.25	1.34	3224.38	1.07	3636.66	1.20	3059.97	1.01
27	Karur Vysya Bank	394893.00	60022.00	15.20	3275.00	0.83	0.00	0.00	0.00	0.00
28	KBSLAB	9264.10	482.94	5.21	1702.80	18.38	0.00	0.00	0.00	0.00
29	Laxmi Vilas Bank	120941.28	12833.20	10.61	127.26	0.11	0.00	0.00	0.00	0.00
30	RBL Bank	207172.00	874.00	0.42	264.00	0.13	12.00	0.01	2789.00	1.35
31	South Indian Bank	301268.56	2021.11	0.67	35669.02	11.84	0.00	0.00	0.00	0.00
32	Kotak Mahindra Bank	847369.21	1576.92	0.19	50714.15	5.98	7353.76	0.87	22986.55	2.71
33	Yes Bank	1117167.00	0.00	0.00	2449.00	0.22	3329.00	0.30	34105.00	3.05
34	Tamilnadu Mer. Bank	52862.75	2023.19	3.83	886.96	1.68	0.00	0.00	3307.62	6.26
	PRIVATE SECTOR BANKS TOTAL	17570911.76	400935.42	2.28	518878.44	2.95	35064.43	0.20	142147.54	0.81
	COMMERCIAL BANKS TOTAL	54867153.61	4216573.50	7.69	1334337.55	2.43	79942.65	0.15	543455.43	0.99
35	TS Co-op Apex Bank	998405.38	397660.03	39.83	196294.69	19.66	1737.32	0.17	10.06	0.00
36	A P Mahesh Co-op Bank	132346.56	0.00	0.00	0.00	0.00	0.00	0.00	0.00	0.00
	Co-OPERATIVE BANKS TOTAL	1130751.94	397660.03	35.17	196294.69	17.36	1737.32	0.15	10.06	0.00
37	APGVB	1461371.16	630062.77	43.11	385979.13	26.41	0.00	0.00	0.00	0.00
38	Telangana Grameena Bank	841737.04	573702.60	68.16	16178.27	1.92	0.00	0.00	0.00	0.00
	REGIONAL RURAL BANKS TOTAL	2303108.20	1203765.37	52.27	402157.40	17.46	0.00	0.00	0.00	0.00
39	Equitas Bank	26128.00	0.00	0.00	124.00	0.47	0.00	0.00	0.00	0.00
	SMALL FINANCE BANKS TOTAL	26128.00	0.00	0.00	124.00	0.47	0.00	0.00	0.00	0.00
40	APSFC	89415.23	0.00	0.00	0.00	0.00	0.00	0.00	0.00	0.00
	OTHERS TOTAL	89415.23	0.00	0.00	0.00	0.00	0.00	0.00	0.00	0.00
	GRAND TOTAL	58416556.98	5817998.90	9.96	1932913.64	3.31	81679.97	0.14	543465.49	0.93

BANK-WISE AGRICULTURAL ADVANCE/BANK-WISE AGRICULTURAL ADVANCES (DIRECT & INDIRECT) AS ON 30.06.2020

(Rs. In lac)

Sl.No	Name of the Bank	Total Agri. Term Loans		Total Direct Agri. Loans		Indirect Agri. Advances		Total Direct Agri & Indirect Agri Loan	
		Amount	% to Total Advances	Amount	% to Total Advances	Amount	% to Total Advances	Amount	% to Total Advances
1	Bank Of Baroda	44362.45	2.03	165079.32	7.57	0.00	0.00	165079.32	7.57
2	Bank of India	21180.52	0.87	36917.14	1.52	0.00	0.00	36917.14	1.52
3	Bank of Maharashtra	15256.92	4.36	38836.84	11.09	0.00	0.00	38836.84	11.09
4	Canara Bank	189638.99	4.90	700276.00	18.11	9565.24	0.25	709841.24	18.36
5	Central Bank of India	14940.28	1.73	82558.60	9.57	0.00	0.00	82558.60	9.57
6	Indian Bank	43033.00	2.30	477290.00	25.52	0.00	0.00	477290.00	25.52
7	Indian Overseas Bank	82689.07	5.94	163134.90	11.72	0.00	0.00	163134.90	11.72
8	Punjab National Bank	32955.49	1.05	63617.14	2.02	1052872.32	33.44	1116489.46	35.46
9	Punjab & Sind Bank	38.28	0.01	112.97	0.04	0.00	0.00	112.97	0.04
10	UCO Bank	10856.00	1.72	25296.00	4.00	0.00	0.00	25296.00	4.00
11	Union Bank Of India	186376.22	2.29	1190642.39	14.65	45822.55	0.56	1236464.94	15.22
12	State Bank of India	620318.00	5.11	2133522.00	17.59	46189.00	0.38	2179711.00	17.97
	PUBLIC SECTOR BANKS TOTAL	1261645.22	3.38	5077283.30	13.61	1154449.11	3.10	6231732.41	16.71
13	Axis Bank	59991.06	2.08	100387.15	3.48	0.00	0.00	100387.15	3.48
14	Bhandhan Bank	107.61	0.28	107.61	0.28	0.00	0.00	107.61	0.28
15	CSB Bank	0.00	0.00	391.53	1.67	0.00	0.00	391.53	1.67
16	City Union Bank	8095.29	4.18	15906.07	8.21	0.00	0.00	15906.07	8.21
17	DCB Bank	4046.29	2.33	12641.38	7.27	1085.66	0.62	13727.04	7.89
18	Dhanalaxmi Bank	8.50	0.04	4292.29	20.90	0.00	0.00	4292.29	20.90
19	Federal Bank	1836.00	0.83	10399.00	4.70	0.00	0.00	10399.00	4.70
20	HDFC Bank	260626.39	5.02	354148.97	6.81	0.00	0.00	354148.97	6.81
21	ICI Bank	111323.70	3.25	234353.43	6.85	0.00	0.00	234353.43	6.85
22	IDBI Bank	3950.96	0.62	33364.19	5.28	0.00	0.00	33364.19	5.28
23	IDFC First Bank	101.00	0.03	1160.00	0.34	0.00	0.00	1160.00	0.34
24	Indusind Bank	66990.49	6.52	66990.49	6.52	0.00	0.00	66990.49	6.52
25	Jammu & Kashmir Bank	121.00	0.32	121.00	0.32	0.00	0.00	121.00	0.32
26	Karnataka Bank	9921.01	3.28	13958.26	4.62	0.00	0.00	13958.26	4.62
27	Karur Vysya Bank	3275.00	0.83	63297.00	16.03	26500.00	6.71	89797.00	22.74
28	KBSLAB	1702.80	18.38	2185.73	23.59	0.00	0.00	2185.73	23.59
29	Laxmi Vilas Bank	127.26	0.11	12960.46	10.72	0.00	0.00	12960.46	10.72
30	RBL Bank	3065.00	1.48	3939.00	1.90	0.00	0.00	3939.00	1.90
31	South Indian Bank	35669.02	11.84	37690.13	12.51	0.00	0.00	37690.13	12.51
32	Kotak Mahindra Bank	81054.46	9.57	82631.38	9.75	0.00	0.00	82631.38	9.75
33	Yes Bank	39883.00	3.57	39883.00	3.57	0.00	0.00	39883.00	3.57
34	Tamilnadu Mer. Bank	4194.58	7.93	6217.77	11.76	0.00	0.00	6217.77	11.76
	PRIVATE SECTOR BANKS TOTAL	696090.41	3.96	1097025.83	6.24	27585.66	0.16	1124611.49	6.40
	COMMERCIAL BANKS TOTAL	1957735.62	3.57	6174309.13	11.25	1182034.77	2.15	7356343.90	13.41
35	TS Co-op Apex Bank	198042.07	19.84	595702.10	59.67	13043.76	1.31	608745.86	60.97
36	A P Mahesh Co-op Bank	0.00	0.00	0.00	0.00	0.00	0.00	0.00	0.00
	Co-OPERATIVE BANKS TOTAL	198042.07	17.51	595702.10	52.68	13043.76	1.15	608745.86	53.84
37	APGVB	385979.13	26.41	1016041.90	69.53	0.00	0.00	1016041.90	69.53
38	Telangana Grameena Bank	16178.27	1.92	589880.87	70.08	0.00	0.00	589880.87	70.08
	REGIONAL RURAL BANKS TOTAL	402157.40	17.46	1605922.77	69.73	0.00	0.00	1605922.77	69.73
39	Equitas Bank	124.00	0.47	124.00	0.47	0.00	0.00	124.00	0.47
	SMALL FINANCE BANKS TOTAL	124.00	0.47	124.00	0.47	0.00	0.00	124.00	0.47
40	APSFC	0.00	0.00	0.00	0.00	0.00	0.00	0.00	0.00
	OTHERS TOTAL	0.00	0.00	0.00	0.00	0.00	0.00	0.00	0.00
	GRAND TOTAL	2558059.09	4.38	8376058.00	14.34	1195078.53	2.05	9571136.53	16.38

ANNEXURE 6

DISTRICT -WISE AGRICULTURAL ADVANCES (DIRECT & INDIRECT) AS ON 30.06.2020

(Rs. In lac)

Sl.No	Name of the District	ADVANCES	Direct Finance to Agriculture		In-Direct Finance to Agriculture		Total Agriculture Advances (Direct + Indirect)	
			Amount	% to Total Advances	Amount	% to Total Advances	Amount	% to Total Advances
1	Adilabad	441471.50	197952.52	44.84	28243.45	6.40	226195.98	51.24
2	Bhadradri	450777.07	201072.24	44.61	28688.57	6.36	229760.81	50.97
3	Hyderabad	36765853.65	899585.55	2.45	128350.99	0.35	1027936.54	2.80
4	Jagtial	338556.00	188206.16	55.59	26852.86	7.93	215059.02	63.52
5	Jangaon	241922.00	174886.19	72.29	24952.40	10.31	199838.58	82.60
6	Jayashankar	111485.48	77753.85	69.74	11093.76	9.95	88847.60	79.69
7	Jogulamba	193771.55	130000.66	67.09	18548.22	9.57	148548.88	76.66
8	Kamareddy	394120.04	288985.49	73.32	41231.85	10.46	330217.33	83.79
9	Karimnagar	840853.67	306032.36	36.40	43664.06	5.19	349696.42	41.59
10	Khammam	1003351.14	446895.21	44.54	63762.08	6.35	510657.29	50.90
11	Komaram Bhim	100911.26	72237.78	71.59	10306.74	10.21	82544.52	81.80
12	Mahabubabad	254435.99	180166.14	70.81	25705.73	10.10	205871.86	80.91
13	Mahabubnagar	557015.47	262451.32	47.12	37446.01	6.72	299897.33	53.84
14	Mancherial	365507.19	151220.75	41.37	21575.86	5.90	172796.61	47.28
15	Medak	548044.25	234142.33	42.72	33406.94	6.10	267549.27	48.82
16	Medchal	4439031.38	237131.71	5.34	33833.46	0.76	270965.17	6.10
17	Mulugu	82492.79	73147.12	88.67	10436.48	12.65	83583.60	101.32
18	Nagarkurnool	287563.63	212557.14	73.92	30327.21	10.55	242884.35	84.46
19	Nalgonda	1010844.69	601200.84	59.48	85778.09	8.49	686978.92	67.96
20	Narayanpet	157374.96	121392.02	77.14	17319.96	11.01	138711.99	88.14
21	Nirmal	319751.04	228172.16	71.36	32555.13	10.18	260727.29	81.54
22	Nizamabad	924972.82	430804.39	46.57	61466.27	6.65	492270.67	53.22
23	Peddapalli	316337.74	173841.33	54.95	24803.32	7.84	198644.64	62.80
24	Rajanna	189983.50	108922.48	57.33	15540.83	8.18	124463.32	65.51
25	Rangareddy	3653205.72	575537.45	15.75	82116.49	2.25	657653.94	18.00
26	Sangareddy	1168684.63	328294.43	28.09	46840.37	4.01	375134.80	32.10
27	Siddipet	456899.11	261912.99	57.32	37369.20	8.18	299282.19	65.50
28	Suryapet	600193.81	313491.99	52.23	44728.39	7.45	358220.37	59.68
29	Vikarabad	298293.91	203925.62	68.36	29095.68	9.75	233021.31	78.12
30	Wanaparthy	201058.16	121896.20	60.63	17391.90	8.65	139288.10	69.28
31	Warangal Rural	240928.31	185185.05	76.86	26421.82	10.97	211606.86	87.83
32	Warangal	1157987.33	200114.26	17.28	28551.89	2.47	228666.14	19.75
33	Yadadri	302877.20	186942.24	61.72	26672.53	8.81	213614.77	70.53
	Total	58416556.98	8376057.98	14.34	1195078.53	250.76	9571136.51	16.38

ANNUAL CREDIT PLAN 2020-21: BANK-WISE ACHIEVEMENT AS ON 30.06.2020

Sl.No	Name of the Bank	Micro & Small, Medium Enterprises			Others' under Priority Sector			Export Credit			Total Priority Sector		
		Target	Achieve-ment	% to Total Achieve-ment	Target	Achieve-ment	% to Total Achieve-ment	Target	Achieve-ment	% to Total Achieve-ment	Target	Achieve-ment	% to Total Achieve-ment
1	Bank Of Baroda	151191.00	25045.12	16.57	47855	17927.45	37.46	0.00	0.00	0.00	327054.00	70354.06	21.51
2	Bank of India	68182.00	2535.00	3.72	13724	2160.28	15.74	0.00	12.04	0.00	105375.00	9934.94	9.43
3	Bank of Maharashtra	24334.00	17340.43	71.26	5527	569.26	10.30	0.00	0.00	0.00	48534.00	44832.64	92.37
4	Canara Bank	227924.00	121015.88	53.09	74858	6125.90	8.18	0.00	0.00	0.00	677222.00	259046.35	38.25
5	Central Bank of India	60930.00	6237.24	10.24	20813	1595.95	7.67	0.00	0.00	0.00	156760.00	18427.53	11.76
6	Indian Bank	55923.00	8631.10	15.43	33257	2337.74	7.03	0.00	0.00	0.00	223662.00	35312.84	15.79
7	Indian Overseas Bank	82587.00	223.63	0.27	22897	12860.65	56.17	0.00	0.00	0.00	187461.00	23856.51	12.73
8	Punjab National Bank	114147.00	15372.56	13.47	33479	1595.78	4.77	0.00	0.00	0.00	213034.00	23697.66	11.12
9	Punjab & Sind Bank	4507.00	7.89	0.18	4318	415.12	9.61	0.00	0.00	0.00	10726.00	436.07	4.07
10	UCO Bank	40451.00	1188.00	2.94	7484	204.00	2.73	0.00	0.00	0.00	70078.00	3031.00	4.33
11	Union Bank Of India	522945.00	463074.41	88.55	193419	4760.62	2.46	0.00	0.00	0.00	1642793.00	684452.33	41.66
12	State Bank of India	902059.00	441867.00	48.98	378376	16266.00	4.30	0.00	0.00	0.00	2712412.00	741400.00	27.33
	PUBLIC SECTOR BANKS TOTAL	2255180.00	1102538.26	48.89	836007.00	66818.75	7.99	0.00	12.04	0.00	6375111.00	1914781.92	30.04
13	Axis Bank	108363.00	4722.43	4.36	32418	856.13	2.64	0.00	0.00	0.00	190040.00	20211.91	10.64
14	Bhandhan Bank	3131.00	582.47	18.60	324	66.09	20.40	0.00	0.00	0.00	3455.00	683.63	19.79
15	CSB Bank	4861.00	0.00	0.00	287	0.00	0.00	0.00	0.00	0.00	5148.00	0.00	0.00
16	City Union Bank	16675.00	5307.17	31.83	4346	0.00	0.00	0.00	0.00	0.00	30959.00	6958.42	22.48
17	DCB Bank	15319.00	293.27	1.91	2843	302.82	10.65	0.00	0.00	0.00	25309.00	3639.71	14.38
18	Dhanalaxmi Bank	3556.00	26.95	0.76	969	7.00	0.72	0.00	0.00	0.00	6454.00	2296.88	35.59
19	Federal Bank	13050.00	12683.00	97.19	2926	162.00	5.54	0.00	0.00	0.00	18053.00	17454.00	96.68
20	HDFC Bank	301716.00	60530.97	20.06	36993	864.00	2.34	0.00	0.00	0.00	732635.00	171610.55	23.42
21	ICICI Bank	255952.00	226630.35	88.54	43342	2300.10	5.31	0.00	0.00	0.00	488951.00	271713.06	55.57
22	IDBI Bank	34883.00	4604.68	13.20	24273	1351.02	5.57	0.00	0.00	0.00	86112.00	14129.07	16.41
23	IDFC First Bank	100.00	2776.00	2776.00	0	34.00	#DIV/0!	0.00	0.00	0.00	100.00	3108.00	3108.00
24	Indusind Bank	72755.00	2375.90	3.27	6074	105.92	1.74	0.00	0.00	0.00	99176.00	4402.75	4.44
25	Jammu & Kashmir Bank	4830.00	44.00	0.91	763	0.00	0.00	0.00	0.00	0.00	5593.00	44.00	0.79
26	Karnataka Bank	21614.00	7231.42	33.46	14120	312.21	2.21	0.00	0.00	0.00	38841.00	8868.62	22.83
27	Karur Vysya Bank	35251.00	6609.00	18.75	8690	1005.00	11.57	0.00	302.00	0.00	68883.00	14373.00	20.87
28	KBSLAB	3000.00	487.00	16.23	1199	4.00	0.33	0.00	0.00	0.00	9473.00	821.11	8.67
29	Laxmi Vilas Bank	23897.00	1013.97	4.24	6651	24.53	0.37	0.00	0.00	0.00	40608.00	6508.12	16.03
30	RBL Bank	17487.00	1833.00	10.48	1187	28.00	2.36	0.00	1406.00	0.00	18674.00	4271.00	22.87
31	South Indian Bank	20117.00	5057.01	25.14	4086	55.02	1.35	0.00	0.00	0.00	44784.00	16314.54	36.43
32	Kotak Mahindra Bank	103527.00	15822.29	15.28	12586	0.00	0.00	0.00	503.17	0.00	142212.00	21543.97	15.15
33	Yes Bank	40455.00	40318.00	99.66	8897	125.00	1.40	0.00	0.00	0.00	54354.00	59181.00	108.88
34	Tamilnadu Mer. Bank	9041.00	10203.75	112.86	1073	83.25	7.76	0.00	0.00	0.00	13669.00	16023.10	117.22
	PRIVATE SECTOR BANKS TOTAL	1109580.00	409152.64	36.87	214047.00	7686.09	3.59	0.00	2211.17	0.00	2123483.00	664156.43	31.28
	COMMERCIAL BANKS TOTAL	3364760.00	1511690.89	44.93	1050054.00	74504.85	7.10	0.00	2223.21	0.00	8498594.00	2578938.36	30.35
35	TS Co-op Apex Bank	71612.00	1183.46	1.65	46501	30767.77	66.17	0.00	0.00	0.00	743577.00	145694.52	19.59
36	A P Mahesh Co-op Bank	0.00	18434.45	0.00	0	2434.51	0.00	0.00	0.00	0.00	0.00	20868.96	0.00
	Co-OPERATIVE BANKS TOTAL	71612.00	19617.91	27.39	46501.00	33202.28	71.40	0.00	0.00	0.00	743577.00	166563.48	22.40
37	APGVB	44524.00	4900.94	11.01	93548	20932.21	22.38	0.00	0.00	0.00	544713.00	133523.81	24.51
38	Telangana Grameena Bank	28695.00	4213.01	14.68	48100	4440.06	9.23	0.00	0.00	0.00	346329.00	124926.01	36.07
	REGIONAL RURAL BANKS TOTAL	73219.00	9113.95	12.45	141648.00	25372.27	17.91	0.00	0.00	0.00	891042.00	258449.82	29.01
39	Equitas Bank	9799.00	836.00	8.53	0	94.00	0.00	0.00	0.00	0.00	9799.00	943.00	9.62
	SMALL FINANCE BANKS TOTAL	9799.00	836.00	8.53	0.00	94.00	0.00	0.00	0.00	0.00	9799.00	943.00	9.62
40	APSFC	0.00	262.55	0.00	0	0.00	0.00	0.00	0.00	0.00	0.00	262.55	0.00
	OTHERS TOTAL	0.00	262.55	0.00	0.00	0.00	0.00	0.00	0.00	0.00	0.00	262.55	0.00
	GRAND TOTAL	3519390.00	1541521.30	43.80	1238203.00	133173.40	10.76	0.00	2223.21	0.00	10143012.00	3005157.21	29.63

ANNUAL CREDIT PLAN 2020-21 : DISTRICT-WISE ACHIEVEMENT AS ON 30.06.2020

Sl.No	Name of the District	Crop Loans			Agri. Term Loans			Total Farm Credit		
		Target	Achieve-ment	% to Total Achieve-ment	Target	Achieve-ment	% to Total Achieve-ment	Target	Achieve-ment	% to Total Achieve-ment
1	Adilabad	107400.00	50104.00	46.65	21266.00	1901.95	8.94	128666.00	52005.95	40.42
2	Bhadradi	113400.00	13504.42	11.91	54037.00	8620.45	15.95	167437.00	22124.87	13.21
3	Hyderabad	0.00	56555.31	0.00	0.00	84958.40	0.00	0.00	141513.71	0.00
4	Jagtial	103600.00	19176.84	18.51	40601.00	5725.00	14.10	144201.00	24901.83	17.27
5	Jangaon	83000.00	11874.51	14.31	45355.00	5792.29	12.77	128355.00	17666.81	13.76
6	Jayashankar	48100.00	3805.46	7.91	28299.00	2367.07	8.36	76399.00	6172.53	8.08
7	Jogulamba	107300.00	17319.38	16.14	26630.00	3606.50	13.54	133930.00	20925.88	15.62
8	Kamareddy	136100.00	20854.98	15.32	49704.00	3234.37	6.51	185804.00	24089.35	12.96
9	Karimnagar	90700.00	32523.39	35.86	38884.00	11056.54	28.43	129584.00	43579.93	33.63
10	Khammam	145000.00	35704.96	24.62	41015.00	14281.15	34.82	186015.00	49986.11	26.87
11	Komaram Bhim	68300.00	16593.15	24.29	15638.00	489.77	3.13	83938.00	17082.93	20.35
12	Mahabubabad	94800.00	13096.44	13.81	34857.00	4521.81	12.97	129657.00	17618.25	13.59
13	Mahabubnagar	123400.00	21004.24	17.02	38656.00	7398.01	19.14	162056.00	28402.25	17.53
14	Mancherial	92400.00	25920.10	28.05	30006.00	1902.00	6.34	122406.00	27822.10	22.73
15	Medak	72100.00	13913.65	19.30	32983.00	4625.85	14.02	105083.00	18539.50	17.64
16	Medchal	12300.00	17967.66	146.08	46012.00	24465.14	53.17	58312.00	42432.79	72.77
17	Mulugu	36200.00	5286.69	14.60	24572.00	2355.02	9.58	60772.00	7641.71	12.57
18	Nagarkurnool	146700.00	26536.18	18.09	46138.00	7988.22	17.31	192838.00	34524.40	17.90
19	Nalgonda	219100.00	48218.07	22.01	32096.00	14742.31	45.93	251196.00	62960.38	25.06
20	Narayanpet	62700.00	9598.53	15.31	22486.00	3071.34	13.66	85186.00	12669.87	14.87
21	Nirmal	98800.00	31592.65	31.98	28408.00	3277.45	11.54	127208.00	34870.11	27.41
22	Nizamabad	205400.00	36933.00	17.98	82741.00	9148.27	11.06	288141.00	46081.28	15.99
23	Peddapalli	81400.00	13889.22	17.06	23062.00	5116.88	22.19	104462.00	19006.10	18.19
24	Rajanna	61800.00	10582.89	17.12	18640.00	4474.02	24.00	80440.00	15056.91	18.72
25	Rangareddy	112000.00	46039.17	41.11	98188.00	17318.88	17.64	210188.00	63358.06	30.14
26	Sangareddy	103400.00	23366.00	22.60	44901.00	8606.31	19.17	148301.00	31972.30	21.56
27	Siddipet	121900.00	21980.95	18.03	42420.00	6714.80	15.83	164320.00	28695.75	17.46
28	Suryapet	120600.00	34493.75	28.60	19876.00	9941.65	50.02	140476.00	44435.40	31.63
29	Vikarabad	98000.00	25035.91	25.55	69488.00	3770.06	5.43	167488.00	28805.97	17.20
30	Wanaparthy	99400.00	13948.17	14.03	30962.00	4170.29	13.47	130362.00	18118.46	13.90
31	Warangal Rural	70800.00	12466.93	17.61	27147.00	4445.16	16.37	97947.00	16912.10	17.27
32	Warangal	77900.00	25587.68	32.85	33949.00	7274.35	21.43	111849.00	32862.04	29.38
33	Yadadri	79600.00	19584.14	24.60	17091.00	6474.06	37.88	96691.00	26058.19	26.95
	Total	3193600.00	775058.42	24.27	1206108.00	303835.39	25.19	4399708.00	1078893.82	24.52

ANNUAL CREDIT PLAN 2020-21 : DISTRICT-WISE ACHIEVEMENT AS ON 30.06.2020

(Rs. In lac)

Sl.No	Name of the District	Agri. Infrastructure			Agri. Ancillary Activities			Total Direct Agriculture Advances		
		Target	Achieve-ment	% to Total Achieve-ment	Target	Achieve-ment	% to Total Achieve-ment	Target	Achieve-ment	% to Total Achieve-ment
1	Adilabad	11108.00	0.00	0.00	15699.00	3563.28	22.70	155473.00	55569.23	35.74
2	Bhadradri	9207.00	0.00	0.00	64510.00	301.00	0.47	241154.00	22425.87	9.30
3	Hyderabad	0.00	5917.01	0.00	0.00	60058.06	0.00	0.00	207488.77	0.00
4	Jagtial	7310.00	0.00	0.00	27447.00	475.64	1.73	178958.00	25377.47	14.18
5	Jangaon	8847.00	7.82	0.09	7323.00	1465.57	20.01	144525.00	19140.20	13.24
6	Jayashankar	5082.00	0.00	0.00	3700.00	0.00	0.00	85181.00	6172.53	7.25
7	Jogulamba	3826.00	0.00	0.00	21442.00	253.53	1.18	159198.00	21179.41	13.30
8	Kamareddy	8482.00	6.07	0.07	30882.00	4313.08	13.97	225168.00	28408.50	12.62
9	Karimnagar	6047.00	13.88	0.23	36123.00	12844.29	35.56	171754.00	56438.10	32.86
10	Khammam	9786.00	22.49	0.23	53649.00	2014.63	3.76	249450.00	52023.23	20.86
11	Komaram Bhim	6040.00	0.00	0.00	4052.00	2920.00	72.06	94030.00	20002.93	21.27
12	Mahabubabad	7298.00	0.00	0.00	3650.00	1513.94	41.48	140605.00	19132.19	13.61
13	Mahabubnagar	5152.00	599.39	11.63	44151.00	3765.58	8.53	211359.00	32767.22	15.50
14	Mancherial	20517.00	0.00	0.00	15279.00	915.94	5.99	158202.00	28738.04	18.17
15	Medak	6597.00	0.00	0.00	19679.00	5190.27	26.37	131359.00	23729.77	18.06
16	Medchal	4248.00	1200.21	28.25	9199.00	3445.81	37.46	71759.00	47078.81	65.61
17	Mulugu	3437.00	0.61	0.02	3197.00	179.94	5.63	67406.00	7822.26	11.60
18	Nagarkurnool	5412.00	0.00	0.00	30692.00	556.78	1.81	228942.00	35081.17	15.32
19	Nalgonda	5356.00	0.00	0.00	82030.00	51378.11	62.63	338582.00	114338.49	33.77
20	Narayanpet	2763.00	0.00	0.00	4496.00	659.00	14.66	92445.00	13328.87	14.42
21	Nirmal	11686.00	0.00	0.00	13063.00	10643.36	81.48	151957.00	45513.46	29.95
22	Nizamabad	16972.00	5.34	0.03	61689.00	26126.95	42.35	366802.00	72213.57	19.69
23	Peddapalli	3322.00	0.00	0.00	20750.00	10466.43	50.44	128534.00	29472.54	22.93
24	Rajanna	3577.00	0.00	0.00	14665.00	555.80	3.79	98682.00	15612.71	15.82
25	Rangareddy	14338.00	683.00	4.76	21898.00	8493.24	38.79	246424.00	72534.29	29.43
26	Sangareddy	7293.00	5.06	0.07	21375.00	548.01	2.56	176969.00	32525.38	18.38
27	Siddipet	6527.00	65.00	1.00	23589.00	6184.39	26.22	194436.00	34945.14	17.97
28	Suryapet	10894.00	16.50	0.15	28910.00	7141.07	24.70	180280.00	51592.97	28.62
29	Vikarabad	3021.00	1.80	0.06	1080.00	616.03	57.04	171589.00	29423.80	17.15
30	Wanaparthy	6747.00	0.00	0.00	12430.00	367.00	2.95	149539.00	18485.46	12.36
31	Warangal Rural	6978.00	0.00	0.00	6076.00	1323.94	21.79	111001.00	18236.04	16.43
32	Warangal	11323.00	960.00	8.48	4138.00	9068.27	219.15	127310.00	42890.30	33.69
33	Yadadri	3044.00	2.40	0.08	36713.00	2489.97	6.78	136448.00	28550.56	20.92
	Total	242237.00	9506.58	3.92	743576.00	239838.89	32.25	5385521.00	1328239.30	24.66

SLBC TELANGANA

CONVENOR :
ANNEXURE 10
(Rs. In lac)

ANNUAL CREDIT PLAN 2020-21 : DISTRICT-WISE ACHIEVEMENT AS ON 30.06.2020

Sl.No	Name of the District	Micro, Small & Medium Enterprises			Other Priority Sector			Export Credit			Total Priority Sector		
		Target	Achieve-ment	% to Total Achieve-	Target	Achieve-	% to Total	Target	Achieve-	% to Total	Target	Achieve-	% to Total
1	Adilabad	19498.00	11733.55	60.18	13362.00	2039.99	15.27	0.00	0.00	0.00	188333.00	69342.77	36.82
2	Bhadradri	37549.00	11184.02	29.79	61023.00	4632.56	7.59	0.00	0.00	0.00	339726.00	38242.45	11.26
3	Hyderabad	1498884.00	764664.68	51.02	319837.00	34140.80	10.67	0.00	2223.21	0.00	1818721.00	1008517.46	55.45
4	Jagtial	58044.00	8712.56	15.01	9130.00	4937.19	54.08	0.00	0.00	0.00	246132.00	39027.22	15.86
5	Jangaon	27648.00	6699.46	24.23	8065.00	659.05	8.17	0.00	0.00	0.00	180238.00	26498.71	14.70
6	Jayashankar	10396.00	1606.15	15.45	4891.00	381.75	7.81	0.00	0.00	0.00	100468.00	8160.43	8.12
7	Jogulamba	9349.00	5185.35	55.46	9248.00	456.52	4.94	0.00	0.00	0.00	177795.00	26821.28	15.09
8	Kamareddy	28210.00	10225.64	36.25	13732.00	893.99	6.51	0.00	0.00	0.00	267110.00	39528.13	14.80
9	Karimnagar	78104.00	41839.00	53.57	18106.00	3881.03	21.44	0.00	0.00	0.00	267964.00	102158.13	38.12
10	Khammam	48875.00	32098.51	65.67	59702.00	6500.53	10.89	0.00	0.00	0.00	358027.00	90622.27	25.31
11	Komaram Bhim	7043.00	2574.15	36.55	9576.00	315.04	3.29	0.00	0.00	0.00	110649.00	22892.11	20.69
12	Mahabubabad	25642.00	6650.57	25.94	3352.00	1337.96	39.92	0.00	0.00	0.00	169599.00	27120.72	15.99
13	Mahabubnagar	40357.00	52315.75	129.63	16551.00	2635.72	15.92	0.00	0.00	0.00	268267.00	87718.69	32.70
14	Mancherial	27402.00	8126.82	29.66	30553.00	1354.32	4.43	0.00	0.00	0.00	216157.00	38219.18	17.68
15	Medak	30073.00	8823.42	29.34	16282.00	4369.92	26.84	0.00	0.00	0.00	177714.00	36923.11	20.78
16	Medchal	352135.00	196834.89	55.90	127676.00	16962.02	13.29	0.00	0.00	0.00	551570.00	260875.72	47.30
17	Mulugu	12811.00	1221.29	9.53	4346.00	233.03	5.36	0.00	0.00	0.00	84563.00	9276.58	10.97
18	Nagarkurnool	8093.00	7082.76	87.52	8551.00	1056.56	12.36	0.00	0.00	0.00	245586.00	43220.49	17.60
19	Nalgonda	56727.00	31354.70	55.27	35625.00	3517.53	9.87	0.00	0.00	0.00	430934.00	149210.72	34.62
20	Narayanpet	7003.00	3275.88	46.78	2124.00	523.31	24.64	0.00	0.00	0.00	101572.00	17128.06	16.86
21	Nirmal	19598.00	14913.61	76.10	12657.00	1387.10	10.96	0.00	0.00	0.00	184212.00	61814.17	33.56
22	Nizamabad	57898.00	42521.76	73.44	23506.00	2668.40	11.35	0.00	0.00	0.00	448206.00	117403.73	26.19
23	Peddapalli	39381.00	10921.09	27.73	9594.00	1378.39	14.37	0.00	0.00	0.00	177509.00	41772.02	23.53
24	Rajanna	27819.00	6348.81	22.82	5214.00	2329.72	44.68	0.00	0.00	0.00	131715.00	24291.24	18.44
25	Rangareddy	569387.00	85777.05	15.06	85686.00	9996.16	11.67	0.00	0.00	0.00	901497.00	168307.51	18.67
26	Sangareddy	81100.00	23629.27	29.14	112741.00	8067.65	7.16	0.00	0.00	0.00	370810.00	64222.31	17.32
27	Siddipet	58622.00	17533.81	29.91	31476.00	6399.47	20.33	0.00	0.00	0.00	284534.00	58878.42	20.69
28	Suryapet	32678.00	33790.90	103.41	22942.00	2310.18	10.07	0.00	0.00	0.00	235900.00	87694.05	37.17
29	Vikarabad	75115.00	6813.26	9.07	94771.00	291.26	0.31	0.00	0.00	0.00	341475.00	36528.32	10.70
30	Wanaparthy	4496.00	6125.91	136.25	2872.00	788.47	27.45	0.00	0.00	0.00	156907.00	25399.84	16.19
31	Warangal Rural	46990.00	9190.87	19.56	5642.00	811.93	14.39	0.00	0.00	0.00	163633.00	28238.84	17.26
32	Warangal	98883.00	62487.96	63.19	46639.00	4524.96	9.70	0.00	0.00	0.00	272832.00	109903.23	40.28
33	Yadadri	23877.00	9257.83	38.77	12731.00	1390.92	10.93	0.00	0.00	0.00	173056.00	39199.31	22.65
	Total	3519687.00	1541521.30	43.80	1238203.00	133173.41	10.76	0.00	2223.21	0.00	10143411.00	3005157.22	29.63

BANK-WISE MSME ADVANCES (DIRECT & INDIRECT) AS ON 30.06.2020

Sl.No	Name of the Bank	Micro Enterprises (Priority Sector)		Small Enterprises (Priority Sector)		Medium Enterprises (Priority Sector)		Total Micro & Small Enterprises (Priority Sector)		Total MSME (Priority Sector)	
		Outstanding		Outstanding		Outstanding		Outstanding		Outstanding	
		No. of A/c.	Amount	No. of A/c.	Amount	No. of A/c.	Amount	No. of A/c.	Amount	No. of A/c.	Amount
1	Bank Of Baroda	14130	68422.88	4699	90979.90	18	22219.74	18829	159402.78	18847	181622.52
2	Bank of India	15807	51938.05	1980	88715.00	77	10017.00	17787	140653.05	17864	150670.05
3	Bank of Maharashtra	2628	43606.74	394	23595.75	22	5170.90	3022	67202.49	3044	72373.39
4	Canara Bank	61228	177411.57	10366	159821.20	440	83440.81	71594	337232.77	72034	420673.58
5	Central Bank of India	5159	5705.95	542	18964.09	17	5280.16	5701	24670.04	5718	29950.20
6	Indian Bank	29830	135012.00	1165	19630.00	425	10685.00	30995	154642.00	31420	165327.00
7	Indian Overseas Bank	14615	49627.42	1204	69020.18	81	22611.03	15819	118647.60	15900	141258.63
8	Punjab National Bank	14017	40354.23	2074	99269.18	134	16513.69	16091	139623.41	16225	156137.10
9	Punjab & Sind Bank	224	2984.62	33	784.84	9	126.42	257	3769.46	266	3895.88
10	UCO Bank	9142	42719.00	2183	26550.00	295	14135.00	11325	69269.00	11620	83404.00
11	Union Bank Of India	97733	295965.76	7226	458710.08	2634	244045.37	104959	754675.84	107593	998721.21
12	State Bank of India	102829	431838.00	7909	614176.00	379	156230.00	110738	1046014.00	111117	1202244.00
	PUBLIC SECTOR BANKS TOTAL	367342	1345586.21	39775	1670216.22	4531	590475.12	407117	3015802.43	411648	3606277.55
13	Axis Bank	7115	111779.90	3495	129280.71	0	0.00	10610	241060.61	10610	241060.61
14	Bhandhan Bank	22285	4300	0	0	0	0	22285	4299.81	22285	4299.81
15	CSB Bank	27	1280.41	4	132.52	0	0.00	31	1412.93	31	1412.93
16	City Union Bank	635	16189.41	331	36415.64	41	6360.51	966	52605.05	1007	58965.56
17	DCB Bank	1428	33312.72	346	7775.99	12	178.65	1774	41088.70	1786	41267.35
18	Dhanalaxmi Bank	24	237.04	24	1377.52	1	187.75	48	1614.56	49	1802.31
19	Federal Bank	106	2863.00	77	6969.00	15	4775.00	183	9832.00	198	14607.00
20	HDFC Bank	56400	188458.65	21081	305488.21	2217	95599.99	77481	493946.86	79698	589546.85
21	ICICI Bank	12868	196341.23	12385	252184.19	844	58853.92	25253	448525.42	26097	507379.34
22	IDBI Bank	8044	36033.89	790	19792.73	55	8710.01	8834	55826.62	8889	64536.63
23	IDFC First Bank	405	6505.00	235	9078.00	40	1822.00	640	15583.00	680	17405.00
24	Indusind Bank	24911	54223.45	4565	84434.43	23	7062.87	29476	138657.88	29499	145720.75
25	Jammu & Kashmir Bank	231	1440.00	0	0.00	0	0.00	231	1440.00	231	1440.00
26	Karnataka Bank	714	13656.72	434	28145.36	41	8193.58	1148	41802.08	1189	49995.66
27	Karur Vysya Bank	3017	65894.00	812	44687.00	61	8035.00	3829	110581.00	3890	118616.00
28	KBSLAB	8442	3872.69	0	0.00	0	0.00	8442	3872.69	8442	3872.69
29	Laxmi Vilas Bank	332	5748.88	852	16556.59	3	856.15	1184	22305.47	1187	23161.62
30	RBL Bank	3699	32455.00	807	15989.00	71	1962.00	4506	48444.00	4577	50406.00
31	South Indian Bank	482	10009.23	402	27146.97	122	13378.19	884	37156.20	1006	50534.39
32	Kotak Mahindra Bank	2710	47415.02	4437	124082.28	879	29832.36	7147	171497.30	8026	201329.67
33	Yes Bank	3613	69855.00	2829	57991.00	831	25868.00	6442	127846.00	7273	153714.00
34	Tamilnadu Mer. Bank	765	7848.90	55	5353.71	1	42.46	820	13202.61	821	13245.07
	PRIVATE SECTOR BANKS TOTAL	158253	909719.96	53961	1172880.85	5257	271718.44	212214	2082600.81	217471	2354319.25
	COMMERCIAL BANKS TOTAL	525595	2255306.17	93736	2843097.07	9788	862193.56	619331	5098403.24	629119	5960596.80
35	TS Co-op Apex Bank	2593	11738.02	8639	5132.72	0	0.00	11232	16870.74	11232	16870.74
36	A P Mahesh Co-op Bank	6997	29515.92	116	13110.61	41	17667.84	7113	42626.53	7154	60294.37
	Co-OPERATIVE BANKS TOTAL	9590	41253.94	8755	18243.33	41	17667.84	18345	59497.27	18386	77165.11
37	APGVB	64139	88534.19	0	0.00	0	0.00	64139	88534.19	64139	88534.19
38	Telangana Grameena Bank	49155	57632.45	0	0.00	0	0.00	49155	57632.45	49155	57632.45
	REGIONAL RURAL BANKS TOTAL	113294	146166.64	0	0.00	0	0.00	113294	146166.64	113294	146166.64
39	Equitas Bank	2166	7959.00	909	7739.00	17	610.00	3075	15698.00	3092	16308.00
	SMALL FINANCE BANKS TOTAL										
40	APSFC	43	1008.86	1039	61787.86	58	20369.33	1082	62796.72	1140	83166.05
	OTHERS TOTAL	43	1008.86	1039	61787.86	58	20369.33	1082	62796.72	1140	83166.05
	GRAND TOTAL	650688	2451694.61	104439	2930867.26	9904	900840.73	755127	5382561.87	765031	6283402.60

SLBC TELANGANA

BANK-WISE HOUSING LOANS AS ON 30.06.2020

(Rs. In lac)

CONVENOR :




ANNEXURE 12

Sl.No	Name of the Bank	PRIORITY SECTOR ADVANCES				NON-PRIORITY SECTOR ADVANCES				TOTAL HOUSING LOANS (Priority + Non-priority)			
		Outstanding		Disbursement		Outstanding		Disbursement		Outstanding		Disbursement	
		No. of A/c	Amount	No. of A/c	Amount	No. of A/c	Amount	No. of A/c	Amount	No. of A/c	Amount	No. of A/c	Amount
1	Bank Of Baroda	8735	163125.49	285	3896.02	2978	99705.34	95	943.83	11713	262830.83	380	4839.85
2	Bank of India	5232	67410.95	85	2060.75	1500	82000.00	400	14000.00	6732	149410.95	485	16060.75
3	Bank of Maharashtra	1591	28187.90	41	423.14	635	12019.07	33	517.61	2226	40206.97	74	940.75
4	Canara Bank	13222	99539.41	650	4615.05	5006	134827.27	211	2141.07	18228	234366.68	861	6756.12
5	Central Bank of India	5417	83157.38	70	1583.95	0	0.00	0	0.00	5417	83157.38	70	1583.95
6	Indian Bank	2466	135690.00	186	2171.41	1562	151048.00	395	3395.00	4028	286738.00	581	5566.41
7	Indian Overseas Bank	7140	90191.34	353	11805.82	402	27869.85	82	7065.88	7542	118061.19	435	18871.70
8	Punjab National Bank	5675	66541.45	187	1062.62	4710	139850.46	332	2159.92	10385	206391.91	519	3222.54
9	Punjab & Sind Bank	282	4879.29	0	0.00	263	11841.05	0	0.00	545	16720.34	0	0.00
10	UCO Bank	1943	23209.00	8	204.00	460	29823.00	2	90.00	2403	53032.00	10	294.00
11	Union Bank Of India	37972	335688.20	781	4444.92	11498	365295.23	769	9154.93	49470	700983.43	1550	13599.85
12	State Bank of India	91670	1122455.00	12913	11826.00	145922	2093656.00	20820	80938.00	237592	3216111.00	33733	92764.00
	PUBLIC SECTOR BANKS TOTAL	181345	2220075.41	15559	44093.68	174936	3147935.27	23139	120406.24	356281	5368010.68	38698	164499.92
13	Axis Bank	7238	43404.00	360	776.18	911	41056.41	0	0.00	8149	84460.41	360	776.18
14	Bhandhan Bank	344	2552	19	66	0	0.00	0	0.00	344	2551.78	19	66.09
15	CSB Bank	12	113.15	0	0.00	0	0.00	0	0.00	12	113.15	0	0.00
16	City Union Bank	305	2659.79	0	0.00	229	5377.28	5	20.72	534	8037.07	5	20.72
17	DCB Bank	1041	13635.03	55	263.85	1257	40740.20	4	144.20	2298	54375.23	59	408.05
18	Dhanalaxmi Bank	165	1925.83	1	5.00	66	1915.59	0	0.00	231	3841.42	1	5.00
19	Federal Bank	948	9995.00	17	159.00	605	24543.00	28	380.00	1553	34538.00	45	539.00
20	HDFC Bank	21997	211961.45	575	861.89	14086	288552.92	0	0.00	36083	500514.37	575	861.89
21	ICICI Bank	12868	152504.30	74	2141.84	21270	825590.15	633	41989.93	34138	978094.45	707	44131.77
22	IDBI Bank	8908	106818.55	88	1319.64	3813	140501.38	57	2442.90	12721	247319.93	145	3762.54
23	IDFC First Bank	305	4997.00	11	34.00	0	0.00	0	0.00	305	4997.00	11	34.00
24	Indusind Bank	511	6565.63	26	105.92	0	0.00	0	0.00	511	6565.63	26	105.92
25	Jammu & Kashmir Bank	60	1033.00	0	0.00	28	777.00	0	0.00	88	1810.00	0	0.00
26	Karnataka Bank	1763	29759.92	14	288.21	1416	69869.03	11	496.50	3179	99628.95	25	784.71
27	Karur Vysya Bank	1133	13291.00	79	808.00	1288	28650.00	0	0.00	2421	41941.00	79	808.00
28	KBSLAB	114	258.97	3	4.00	7	83.98	0	0.00	121	342.94	3	4.00
29	Laxmi Vilas Bank	112	1237.55	0	0.00	74	2142.95	2	58.70	186	3380.50	2	58.70
30	RBL Bank	32	246.00	3	28.00	25	1193.00	2	46.00	57	1439.00	5	74.00
31	South Indian Bank	619	7391.97	4	55.02	0	0.00	0	0.00	619	7391.97	4	55.02
32	Kotak Mahindra Bank	587	905.80	0	0.00	0	0.00	0	0.00	587	905.80	0	0.00
33	Yes Bank	1375	12100.00	40	125.00	420	10424.00	2	78.00	1795	22524.00	42	203.00
34	Tamilnadu Mer. Bank	147	1623.54	11	80.25	70	1619.58	11	81.70	217	3243.12	22	161.95
	PRIVATE SECTOR BANKS TOTAL	60584	624979.26	1380	7121.89	45565	1483036.47	755	45738.65	106149	2108015.73	2135	52860.54
	COMMERCIAL BANKS TOTAL	241929	2845054.67	16939	51215.57	220501	4630971.74	23894	166144.89	462430	7476026.41	40833	217360.46
35	TS Co-op Bank Ltd	2145	16696.21	249	2849.73	428	2720.32	8	140.28	2573	19416.53	257	2990.01
36	A P Mahesh Co-op Bank	653	7801.78	278	756.25	120	5047.86	34	1052.35	773	12849.64	312	1808.60
	Co-OPERATIVE BANKS TOTAL	2798	24497.99	527	3605.98	548	7768.18	42	1192.63	3346	32266.17	569	4798.61
37	APGVB	13254	157545.82	377	6035.62	2522	77835.30	141	4944.44	15776	235381.12	518	10980.06
38	Telangana Grameena Bank	7949	70024.57	761	4407.30	449	15150.26	0	0.00	8398	85174.83	761	4407.30
	REGIONAL RURAL BANKS TOTAL	21203	227570.39	1138	10442.92	2971	92985.56	141	4944.44	24174	320555.95	1279	15387.36
39	Equitas Bank	60	915.00	6	94.00	0	0.00	0	0.00	60	915.00	6	94.00
	SMALL FINANCE BANKS TOTAL	60	915.00	6	94.00	0	0.00	0	0.00	60	915.00	6	94.00
40	APSFC	0	0.00	0	0.00	0	0.00	0	0.00	0	0.00	0	0.00
	OTHERS TOTAL	0	0.00	0	0.00	0	0.00	0	0.00	0	0.00	0	0.00
	GRAND TOTAL	265990	3098038.05	18610	65358.47	224020	4731725.48	24077	172281.96	490010	7829763.53	42687	237640.43

SLBC TELANGANA

BANK-WISE EDUCATION LOANS AS ON 30.06.2020

CONVENOR : 

ANNEXURE 13

(Rs. In lac)

Sl.No	Name of the Bank	PRIORITY SECTOR ADVANCES				NON-PRIORITY SECTOR ADVANCES				TOTAL EDUCATION LOANS (Priority + Non-priority)			
		Outstanding		Disbursement		Outstanding		Disbursement		Outstanding		Disbursement	
		No. of a/c	Amount	No. of a/c	Amount	No. of a/c	Amount	No. of a/c	Amount	No. of a/c	Amount	No. of a/c	Amount
1	Bank Of Baroda	3124	18843.34	490	956.83	165	1714.11	50	60.62	3289	20557.45	540	1017.45
2	Bank of India	1033	5739.65	11	69.00	130	3650.00	5	60.00	1163	9389.65	16	129.00
3	Bank of Maharashtra	455	12032.59	16	49.57	146	2064.20	16	58.53	601	14096.79	32	108.10
4	Canara Bank	7952	40307.48	326	1129.99	1305	13898.19	16	151.08	9257	54205.67	342	1281.07
5	Central Bank of India	1291	8786.73	4	12.00	0	0.00	0	0.00	1291	8786.73	4	12.00
6	Indian Bank	942	25449.12	31	165.52	1892	10120.00	46	275.00	2834	35569.12	77	440.52
7	Indian Overseas Bank	1853	7135.74	51	1054.83	0	0.00	0	0.00	1853	7135.74	51	1054.83
8	Punjab National Bank	2525	15433.76	142	363.36	1344	9978.24	59	263.93	3869	25412.00	201	627.29
9	Punjab & Sind Bank	31	217.87	0	0.00	8	1003.00	0	0.00	39	1220.87	0	0.00
10	UCO Bank	831	1994.00	0	0.00	129	994.00	0	0.00	960	2988.00	0	0.00
11	Union Bank Of India	5363	22588.28	82	158.15	723	11461.71	28	386.68	6086	34049.99	110	544.83
12	State Bank of India	23171	125673.00	2152	4192.00	0	0.00	0	0.00	23171	125673.00	2152	4192.00
	PUBLIC SECTOR BANKS TOTAL	48571	284201.56	3305	8151.25	5842	54883.45	220	1255.84	54413	339085.01	3525	9407.08
13	Axis Bank	1807	10498.38	22	79.95	4	63.56	0	0.00	1811	10561.94	22	79.95
14	Bhandhan Bank	0	0.00	0	0.00	0	0.00	0	0.00	0	0.00	0	0.00
15	CSB Bank	7	24.85	0	0.00	0	0.00	0	0.00	7	24.85	0	0.00
16	City Union Bank	27	143.08	0	0.00	19	312.77	0	0.00	46	455.85	0	0.00
17	DCB Bank	70	136.44	19	38.97	50	261.18	17	30.83	120	397.62	36	69.80
18	Dhanalaxmi Bank	13	49.45	1	2.00	6	113.95	0	0.00	19	163.40	1	2.00
19	Federal Bank	26	73.00	0	0.00	14	220.00	0	0.00	40	293.00	0	0.00
20	HDFC Bank	128	308.74	0	0.00	6	79.98	0	0.00	134	388.72	0	0.00
21	ICICI Bank	587	2644.92	19	156.76	110	1937.63	11	297.17	697	4582.55	30	453.93
22	IDBI Bank	1402	9053.45	11	31.38	25	150.32	3	4.23	1427	9203.77	14	35.61
23	IDFC First Bank	0	0.00	0	0.00	0	0.00	0	0.00	0	0.00	0	0.00
24	Indusind Bank	0	0.00	0	0.00	0	0.00	0	0.00	0	0.00	0	0.00
25	Jammu & Kashmir Bank	19	111.00	0	0.00	0	0.00	0	0.00	19	111.00	0	0.00
26	Karnataka Bank	61	315.70	0	0.00	175	1611.99	0	0.00	236	1927.69	0	0.00
27	Karur Vysya Bank	144	599.00	24	197.00	65	938.00	0	0.00	209	1537.00	24	197.00
28	KBSLAB	0	0.00	0	0.00	0	0.00	0	0.00	0	0.00	0	0.00
29	Laxmi Vilas Bank	8	75.58	0	0.00	22	274.04	0	0.00	30	349.62	0	0.00
30	RBL Bank	0	0.00	0	0.00	0	0.00	0	0.00	0	0.00	0	0.00
31	South Indian Bank	26	94.23	0	0.00	0	0.00	0	0.00	26	94.23	0	0.00
32	Kotak Mahindra Bank	4	4.12	0	0.00	0	0.00	0	0.00	4	4.12	0	0.00
33	Yes Bank	0	0.00	0	0.00	0	0.00	0	0.00	0	0.00	0	0.00
34	Tamilnadu Mer. Bank	9	21.26	1	3.00	5	48.53	0	0.00	14	69.79	1	3.00
	PRIVATE SECTOR BANKS TOTAL	4338	24153.20	97	509.06	501	6011.95	31	332.23	4839	30165.15	128	841.29
	COMMERCIAL BANKS TOTAL	52909	308354.76	3402	8660.31	6343	60895.40	251	1588.06	59252	369250.16	3653	10248.37
35	TS Co-op Bank Ltd	901	7481.63	55	420.24	144	1019.29	9	98.29	1045	8500.92	64	518.53
36	A P Mahesh Co-op Bank	1490	4018.98	1352	1678.26	15	170.85	37	129.42	1505	4189.83	1389	1807.68
	Co-OPERATIVE BANKS TOTAL	2391	11500.61	1407	2098.50	159	1190.14	46	227.71	2550	12690.75	1453	2326.21
37	APGVB	1125	4285.31	51	69.44	0	0.00	0	0.00	1125	4285.31	51	69.44
38	Telangana Grameena Bank	502	1119.34	12	32.76	37	557.29	0	0.00	539	1676.63	12	32.76
	REGIONAL RURAL BANKS TOTAL	1627	5404.65	63	102.20	37	557.29	0	0.00	1664	5961.94	63	102.20
39	Equitas Bank	0	0.00	0	0.00	0	0.00	0	0.00	0	0.00	0	0.00
	SMALL FINANCE BANKS TOTAL	0	0.00	0	0.00	0	0.00	0	0.00	0	0.00	0	0.00
40	APSFC	0	0	0	0	0	0	0	0	0	0.00	0	0.00
	OTHERS TOTAL	0	0.00	0	0.00	0	0.00	0	0.00	0	0.00	0	0.00
	GRAND TOTAL	56927	325260.02	4872	10861.01	6539	62642.83	297	1815.77	63466	387902.85	5169	12676.78

BANK-WISE TARGETS ALLOCATED FOR THE YEAR 2020-21- EDUCATION LOANS (PRIORITY SECTOR) POSITION AS AT THE END OF 30.06.2020

(Rs. In lac)

Sl.No	Name of the Bank	Targets for 2020-21		Outstandings		Disbursement		Overdue position			NPAs	
		No. of a/c	Amount	No. of a/c	Amount	No. of a/c	Amount	No. of a/c	Amount	Amount	No. of a/c	Amount
1	Bank Of Baroda	1754	8738.00	3124	18843.34	490	956.83	187	1210.56	1210.56	274	460.07
2	Bank of India	397	1992.00	1033	5739.65	11	69.00	160	850.00	95.00	71	181.36
3	Bank of Maharashtra	248	1246.00	455	12032.59	16	49.57	141	242.46	0.00	7	13.37
4	Canara Bank	3224	16060.00	7952	40307.48	326	1129.99	2722	10402.79	9189.44	2418	8958.26
5	Central Bank of India	757	3773.00	1291	8786.73	4	12.00	262	290.76	176.89	138	288.96
6	Indian Bank	1234	6162.00	942	25449.12	31	165.52	92	473.00	75.00	29	96.00
7	Indian Overseas Bank	945	4664.00	1853	7135.74	51	1054.83	343	1268.52	113.54	160	470.52
8	Punjab National Bank	1408	7064.00	2525	15433.76	142	363.36	31	274.26	11.31	67	213.29
9	Punjab & Sind Bank	137	680.00	31	217.87	0	0.00	0	0.00	0.00	1	6.41
10	UCO Bank	300	1499.00	831	1994.00	0	0.00	370	738.00	738.00	258	659.00
11	Union Bank Of India	7690	38412.00	5363	22588.28	82	158.15	1002	3426.39	2450.51	1292	903.89
12	State Bank of India	12282	61103.00	23171	125673.00	2152	4192.00	1536	6038.00	1532.00	832	2062.00
	PUBLIC SECTOR BANKS TOTAL	30376	151393.00	48571	284201.56	3305	8151.25	6846	25214.74	15592.25	5547	14313.13
13	Axis Bank	1429	7157.00	1807	10498.38	22	79.95	431	2507.56	151.69	36	81.07
14	Bhandhan Bank	13	64.00	0	0.00	0	0.00	0	0.00	0.00	0	0.00
15	CSB Bank	11	57.00	7	24.85	0	0.00	0	0.00	0.00	0	0.00
16	City Union Bank	180	892.00	27	143.08	0	0.00	3	30.35	0.61	1	0.00
17	DCB Bank	125	598.00	70	136.44	19	38.97	18	44.43	3.83	2	5.79
18	Dhanalaxmi Bank	46	223.00	13	49.45	1	2.00	0	0.00	0.00	0	0.00
19	Federal Bank	126	620.00	26	73.00	0	0.00	3	8.00	8.00	2	2.00
20	HDFC Bank	1363	6776.00	128	308.74	0	0.00	14	32.48	0.88	1	1.72
21	ICICI Bank	1567	7830.00	587	2644.92	19	156.76	0	0.00	0.00	0	0.00
22	IDBI Bank	550	2749.00	1402	9053.45	11	31.38	0	0.00	0.00	14	63.36
23	IDFC First Bank	0	0.00	0	0.00	0	0.00	0	0.00	0.00	0	0.00
24	Indusind Bank	182	915.00	0	0.00	0	0.00	0	0.00	0.00	0	0.00
25	Jammu & Kashmir Bank	32	161.00	19	111.00	0	0.00	0	0.00	0.00	0	0.00
26	Karnataka Bank	286	1425.00	61	315.70	0	0.00	2	4.09	4.09	2	4.09
27	Karur Vysya Bank	301	1474.00	144	599.00	24	197.00	2	5.00	1.00	2	2.12
28	KBSLAB	28	123.00	0	0.00	0	0.00	0	0.00	0.00	0	0.00
29	Laxmi Vilas Bank	262	1294.00	8	75.58	0	0.00	3	20.35	3.15	0	0.00
30	RBL Bank	48	236.00	0	0.00	0	0.00	0	0.00	0.00	0	0.00
31	South Indian Bank	106	513.00	26	94.23	0	0.00	3	11.30	0.29	0	0.00
32	Kotak Mahindra Bank	384	1912.00	4	4.12	0	0.00	4	4.12	0.00	4	4.12
33	Yes Bank	303	1505.00	0	0.00	0	0.00	0	0.00	0.00	0	0.00
34	Tamilnadu Mer. Bank	45	227.00	9	21.26	1	3.00	0	0.00	0.00	0	0.00
	PRIVATE SECTOR BANKS TOTAL	7387	36751.00	4338	24153.20	97	509.06	483	2667.67	173.54	64	164.27
	COMMERCIAL BANKS TOTAL	37763	188144.00	52909	308354.76	3402	8660.31	7329	27882.41	15765.79	5611	14477.40
35	TS Co-op Apex Bank	1929	9650.00	901	7481.63	55	420.24	95	284.48	240.26	19	206.15
36	A P Mahesh Co-op Bank	0	0.00	1490	4018.98	1352	1678.26	8	101.26	19.45	1	6.61
	Co-OPERATIVE BANKS TOTAL	1929	9650.00	2391	11500.61	1407	2098.50	103	385.74	259.71	20	212.76
37	APGVB	2254	11160.00	1125	4285.31	51	69.44	187	413.65	97.49	132	182.57
38	Telangana Grameena Bank	1522	7619.00	502	1119.34	12	32.76	49	229.91	7.70	163	207.76
	REGIONAL RURAL BANKS TOTAL	3776	18779.00	1627	5404.65	63	102.20	236	643.56	105.19	295	390.33
39	APSFC	0	0.00	0	0.00	0	0.00	0	0.00	0.00	0	0.00
	OTHERS TOTAL	0	0.00	0	0.00	0	0.00	0	0.00	0.00	0	0.00
	GRAND TOTAL	43468	216573.00	56927	325260.02	4872	10861.01	7668	28911.71	16130.69	5926	15080.49

Sl.No	Name of the Bank	Outstandings		Disbursement	
		No. of A/c.	Amount	No. of A/c.	Amount
1	Bank Of Baroda	0	0.00	0	0.00
2	Bank of India	3	12.04	3	12.04
3	Bank of Maharashtra	3	11153.44	0	0.00
4	Canara Bank	0	0.00	0	0.00
5	Central Bank of India	0	0.00	0	0.00
6	Indian Bank	0	0.00	0	0.00
7	Indian Overseas Bank	0	0.00	0	0.00
8	Punjab National Bank	5	0.00	0	0.00
9	Punjab & Sind Bank	0	0.00	0	0.00
10	UCO Bank	0	0.00	0	0.00
11	Union Bank Of India	0	0.00	0	0.00
12	State Bank of India	18	15396.00	0	0.00
	PUBLIC SECTOR BANKS TOTAL	29	26561.48	3	12.04
13	Axis Bank	0	0.00	0	0.00
14	Bhandhan Bank	0	0.00	0	0.00
15	CSB Bank	0	0.00	0	0.00
16	City Union Bank	0	0.00	0	0.00
17	DCB Bank	0	0.00	0	0.00
18	Dhanalaxmi Bank	0	0.00	0	0.00
19	Federal Bank	0	0.00	0	0.00
20	HDFC Bank	0	0.00	0	0.00
21	ICICI Bank	0	0.00	0	0.00
22	IDBI Bank	0	0.00	0	0.00
23	IDFC First Bank	0	0.00	0	0.00
24	Indusind Bank	0	0.00	0	0.00
25	Jammu & Kashmir Bank	0	0.00	0	0.00
26	Karnataka Bank	0	0.00	0	0.00
27	Karur Vysya Bank	21	3918.00	4	302.00
28	KBSLAB	0	0.00	0	0.00
29	Laxmi Vilas Bank	0	0.00	0	0.00
30	RBL Bank	1	1412.00	1	1406.00
31	South Indian Bank	0	0.00	0	0.00
32	Kotak Mahindra Bank	2	502.87	2	503.17
33	Yes Bank	0	0.00	0	0.00
34	Tamilnadu Mer. Bank	0	0.00	0	0.00
	PRIVATE SECTOR BANKS TOTAL	24	5832.87	7	2211.17
	COMMERCIAL BANKS TOTAL	53	32394.36	10	2223.21
35	TS Co-op Apex Bank	0	0.00	0	0.00
36	A P Mahesh Co-op Bank	0	0.00	0	0.00
	Co-OPERATIVE BANKS TOTAL	0	0.00	0	0.00
37	APGVB	0	0.00	0	0.00
38	Telangana Grameena Bank	0	0.00	0	0.00
	REGIONAL RURAL BANKS TOTAL	0	0.00	0	0.00
39	Equitas Bank	0	0.00	0	0.00
	SMALL FINANCE BANKS TOTAL	0	0.00	0	0.00
40	APSFC	0	0.00	0	0.00
	OTHERS TOTAL	0	0.00	0	0.00
	GRAND TOTAL	53	32394.36	10	2223.21

BANK-WISE ADVANCES TO MINORITIES AS ON 30.06.2020

(Rs. In lac)

Sl.No	Name of the Bank	Outstanding		Disbursement		Overdue			NPAs	
		No. of a/c	Amount	No. of a/c	Amount	No. of a/c	Total Balance in overdue	Actual overdue amount	No. of a/c	Amount
1	Bank Of Baroda	9988	32787.63	1414	2300.65	454	1228.27	1228.27	939	1508.70
2	Bank of India	1464	3965.72	6	14.25	350	740.00	85.00	185	397.63
3	Bank of Maharashtra	1310	3833.55	535	388.17	0	0.00	0.00	0	0.00
4	Canara Bank	32206	59390.73	537	2336.95	1106	4263.85	3288.03	1457	3157.65
5	Central Bank of India	6230	45836.60	839	1376.59	1427	19577.58	2874.61	1193	18379.74
6	Indian Bank	6398	36949.16	159	254.60	1562	1570.60	263.55	993	1094.10
7	Indian Overseas Bank	20125	17792.65	46	211.65	9032	1012.65	186.65	5969	8896.35
8	Punjab National Bank	2644	28955.27	292	336.96	0	0.00	0.00	37	403.08
9	Punjab & Sind Bank	0	0.00	0	0.00	0	0.00	0.00	0	0.00
10	UCO Bank	5040	9844.00	0	0.00	2900	3201.00	3201.00	2224	1985.00
11	Union Bank Of India	60982	137877.88	9239	16784.40	21518	58473.44	53842.62	6603	28777.17
12	State Bank of India	63665	236475.00	62664	21416.00	9620	78624.00	2563.00	6712	72318.00
	PUBLIC SECTOR BANKS TOTAL	210052	613708.19	75731	45420.22	47969	168691.39	67532.73	26312	136917.42
13	Axis Bank	1511	10948.53	135	449.40	0	0.00	0.00	0	0.00
14	Bhandhan Bank	6671	1002	500	110	0	0	0	0	0
15	CSB Bank	0	0.00	0	0.00	0	0.00	0.00	0	0.00
16	City Union Bank	481	713.06	160	248.21	88	869.57	740.48	13	4459.63
17	DCB Bank	274	3098.08	15	56.21	34	572.72	16.54	6	24.10
18	Dhanalaxmi Bank	0	0.00	0	0.00	0	0.00	0.00	0	0.00
19	Federal Bank	935	5118.00	147	503.00	440	88.00	88.00	0	0.00
20	HDFC Bank	11868	23883.31	491	492.99	1494	4780.97	420.92	267	383.86
21	ICICI Bank	6943	31758.44	957	1456.13	0	0.00	0.00	0	0.00
22	IDBI Bank	1641	6775.25	237	520.22	0	0.00	0.00	92	151.21
23	IDFC First Bank	1	2.00	0	0.00	0	0.00	0.00	0	0.00
24	Indusind Bank	6905	7975.14	269	209.43	0	0.00	0.00	0	0.00
25	Jammu & Kashmir Bank	150	1500.00	0	0.00	8	36.00	36.00	8	36.00
26	Karnataka Bank	590	5311.83	50	286.14	29	92.41	92.41	29	92.41
27	Karur Vysya Bank	0	0.00	0	0.00	0	0.00	0.00	0	0.00
28	KBSLAB	0	0.00	0	0.00	0	0.00	0.00	0	0.00
29	Laxmi Vilas Bank	937	3682.46	267	400.72	360	688.63	96.02	43	213.42
30	RBL Bank	236	785.00	0	0.00	174	136.00	136.00	33	53.00
31	South Indian Bank	2648	6221.56	632	836.00	320	699.80	524.98	17	61.90
32	Kotak Mahindra Bank	677	5683.16	2	10.99	37	223.88	0.00	37	223.88
33	Yes Bank	410	7012.00	37	2448.00	0	0.00	0.00	0	0.00
34	Tamilnadu Mer. Bank	210	611.03	69	101.93	0	0.00	0.00	0	0.00
	PRIVATE SECTOR BANKS TOTAL	43088	122080.36	3968	8129.02	2984	8187.99	2151.36	545	5699.40
	COMMERCIAL BANKS TOTAL	253140	735788.55	79699	53549.24	50953	176879.37	69684.09	26857	142616.82
35	TS Co-op Apex Bank	33325	19744.66	10557	5581.34	325	198.87	115.65	69	79.02
36	A P Mahesh Co-op Bank	0	0.00	0	0.00	0	0.00	0.00	0	0.00
	Co-OPERATIVE BANKS TOTAL	33325	19744.66	10557	5581.34	325	198.87	115.65	69	79.02
37	APGVB	63092	69786.48	5866	6753.78	15896	9423.51	1458.79	586	487.11
38	Telangana Grameena Bank	56785	59934.32	2662	1888.42	10970	10121.12	4670.14	1618	1138.75
	REGIONAL RURAL BANKS TOTAL	119877	129720.80	8528	8642.20	26866	19544.63	6128.93	2204	1625.86
39	Equitas Bank	645	2676.00	20	122.00	0	0.00	0.00	0	0.00
	SMALL FINANCE BANKS TOTAL	645	2676.00	20	122.00	0	0.00	0.00	0	0.00
40	APSFC	0	0.00	0	0.00	0	0.00	0.00	0	0.00
	OTHERS TOTAL	0	0.00	0	0.00	0	0.00	0.00	0	0.00
	GRAND TOTAL	406987	887930.01	98804	67894.78	78144	196622.87	75928.67	29130	144321.70

BANK-WISE ADVANCES TO WEAKER SECTIONS AS ON 30.06.2020

(Rs. In lac)

Sl.No	Name of the Bank	Outstanding		Disbursement		Overdue			NPAs	
		No. of a/c	Amount	No. of a/c	Amount	No. of a/c	Total Balance in overdue accounts	Actual overdue amount	No. of a/c	Amount
1	Bank Of Baroda	63739	66251.77	297	294.78	371	243.31	243.31	339	146.74
2	Bank of India	26337	30787.66	139	257.75	4556	5526.00	614.00	2569	3045.69
3	Bank of Maharashtra	2569	3210.77	676	776.55	0	0.00	0.00	0	0.00
4	Canara Bank	310276	366420.01	11352	21428.45	16706	20637.00	16781.00	13948	14791.69
5	Central Bank of India	22113	62345.36	1302	1532.26	0	0.00	0.00	0	0.00
6	Indian Bank	43446	47423.66	974	1575.95	294	270.03	44.06	908	894.60
7	Indian Overseas Bank	9061	8992.41	102	106.35	4703	3888.25	511.00	3601	3285.68
8	Punjab National Bank	44581	53440.04	5773	7519.53	0	0.00	0.00	119	683.16
9	Punjab & Sind Bank	14	114.82	0	0.00	0	0.00	0.00	0	0.00
10	UCO Bank	4579	3989.00	0	0.00	2534	2034.00	2034.00	1953	1446.00
11	Union Bank Of India	911222	991660.39	127697	129121.92	398353	376872.31	139467.73	43450	25635.15
12	State Bank of India	1467122	1535282.00	15799	10675.00	6328	15332.00	686.00	3496	3702.00
	PUBLIC SECTOR BANKS TOTAL	2905059	3169917.89	164111	173288.55	433845	424802.90	160381.10	70383	53630.71
13	Axis Bank	0	0.00	0	0.00	0	0.00	0.00	0	0.00
14	Bhandhan Bank	22585	3265.89	2225	500.44	0	0.00	0.00	0	0.00
15	CSB Bank	0	0.00	0	0.00	0	0.00	0.00	0	0.00
16	City Union Bank	5231	4309.43	579	550.23	887	649.87	644.85	8	8.49
17	DCB Bank	5142	11442.43	1616	2629.23	581	1566.62	220.58	95	271.33
18	Dhanalaxmi Bank	0	0.00	0	0.00	0	0.00	0.00	0	0.00
19	Federal Bank	3528	7919.00	941	2408.00	2900	6003.00	6003.00	9	23.00
20	HDFC Bank	70664	91925.14	3735	4934.03	6191	15738.28	2917.09	714	989.88
21	ICICI Bank	81309	179838.54	16919	23963.42	0	0.00	0.00	0	0.00
22	IDBI Bank	19722	42554.41	3461	8315.35	0	0.00	0.00	958	1119.19
23	IDFC First Bank	3	47.00	0	0.00	0	0.00	0.00	0	0.00
24	Indusind Bank	44068	67967.58	694	2990.01	0	0.00	0.00	2723	729.78
25	Jammu & Kashmir Bank	0	0.00	0	0.00	0	0.00	0.00	0	0.00
26	Karnataka Bank	0	0.00	0	0.00	0	0.00	0.00	0	0.00
27	Karur Vysya Bank	0	0.00	0	0.00	0	0.00	0.00	0	0.00
28	KBSLAB	0	0.00	0	0.00	0	0.00	0.00	0	0.00
29	Laxmi Vilas Bank	0	0.00	0	0.00	0	0.00	0.00	0	0.00
30	RBL Bank	497	1534.00	0	0.00	307	305.00	305.00	66	131.00
31	South Indian Bank	0	0.00	0	0.00	0	0.00	0.00	0	0.00
32	Kotak Mahindra Bank	12088	35277.46	817	3050.80	1646	621.63	0.00	1646	621.63
33	Yes Bank	411	7111.00	38	2626.00	0	0.00	0.00	0	0.00
34	Tamilnadu Mer. Bank	2265	2756.42	527	644.43	3	16.88	16.88	3	16.22
	PRIVATE SECTOR BANKS TOTAL	267513	455948.31	31552	52611.94	12515	24901.29	10107.41	6222	3910.53
	COMMERCIAL BANKS TOTAL	3172572	3625866.19	195663	225900.48	446360	449704.19	170488.50	76605	57541.24
35	TS Co-op Apex Bank	436072	222966.88	70629	42939.30	14024	10759.11	3555.89	6681	1881.43
36	A P Mahesh Co-op Bank	538	4720.68	159	1085.46	68	1589.42	601.48	23	173.32
	Co-OPERATIVE BANKS TOTAL	436610	227687.56	70788	44024.76	14092	12348.53	4157.37	6704	2054.75
37	APGVB	689742	858115.71	72861	81308.26	123169	71542.26	14863.74	11956	6032.82
38	Telangana Grameena Bank	377117	409214.35	46580	55079.04	79817	76728.75	32428.05	10748	7775.07
	REGIONAL RURAL BANKS TOTAL	1066859	1267330.06	119441	136387.30	202986	148271.01	47291.79	22704	13807.89
39	Equitas Bank	645	2676.00	20	122.00	0	0.00	0.00	0	0.00
	SMALL FINANCE BANKS TOTAL	645	2676.00	20	122.00	0	0.00	0.00	0	0.00
40	APSFC	0	0.00	0	0.00	0	0.00	0.00	0	0.00
	OTHERS TOTAL	0	0.00	0	0.00	0	0.00	0.00	0	0.00
	GRAND TOTAL	4676686	5123559.82	385912	406434.55	663438	610323.73	221937.66	106013	73403.88

BANK-WISE ADVANCES TO SC/STs AS ON 30.06.2020

Sl.No	Name of the Bank	Outstanding		Disbursement		Overdue			NPAs	
		No. of a/c	Amount	No. of a/c	Amount	No. of a/c	Total Balance in overdue accounts	Actual overdue amount	No. of a/c	Amount
1	Bank Of Baroda	15337	19777.60	2491	2432.24	1380	1458.15	1458.15	1002	983.22
2	Bank of India	4893	6465.85	23	49.16	902	1258.00	156.00	651	1017.80
3	Bank of Maharashtra	6828	10089.79	1702	1827.73	0	0.00	0.00	0	0.00
4	Canara Bank	42931	57289.22	1428	2783.61	4200	4050.84	2831.01	1586	2209.19
5	Central Bank of India	17664	17205.68	2062	1558.62	3009	2427.21	62.34	2704	1596.95
6	Indian Bank	16395	16719.48	1235	2683.51	810	749.78	121.52	680	567.00
7	Indian Overseas Bank	19411	32611.06	96	108.52	5910	5699.85	725.68	4911	4890.65
8	Punjab National Bank	10323	14717.46	836	876.34	0	0.00	0.00	25	64.71
9	Punjab & Sind Bank	0	0.00	0	0.00	0	0.00	0.00	0	0.00
10	UCO Bank	4397	4905.00	0	0.00	2669	3013.00	3013.00	2088	1702.00
11	Union Bank Of India	153993	174933.17	48789	116965.52	8199	4776.01	865.69	5402	1796.47
12	State Bank of India	234884	410878.00	29054	50541.00	64736	168353.00	1876.00	34597	32612.00
	PUBLIC SECTOR BANKS TOTAL	527056	765592.31	87716	179826.25	91815	191785.84	11109.39	53646	47439.99
13	Axis Bank	2761	10971.89	123	152.53	0	0.00	0.00	0	0.00
14	Bhandhan Bank	27	14.69	3	0.40	0	0.00	0.00	0	0.00
15	CSB Bank	0	0.00	0	0.00	0	0.00	0.00	0	0.00
16	City Union Bank	18	218.29	0	0.00	3	33.83	3.26	2	12.81
17	DCB Bank	66	353.41	13	36.43	18	105.91	18.77	5	17.20
18	Dhanalaxmi Bank	20	86.33	4	7.52	2	49.87	0.66	0	0.00
19	Federal Bank	221	532.00	68	107.00	140	242.00	242.00	0	0.00
20	HDFC Bank	2809	13242.77	454	2137.41	567	3166.26	456.79	57	172.15
21	ICICI Bank	10795	40979.46	1625	2818.84	0	0.00	0.00	0	0.00
22	IDBI Bank	2445	7450.75	219	414.14	0	0.00	0.00	238	255.09
23	IDFC First Bank	2	45.00	0	0.00	0	0.00	0.00	0	0.00
24	Indusind Bank	15894	46319.67	393	2080.35	0	0.00	0.00	895	488.69
25	Jammu & Kashmir Bank	0	0.00	0	0.00	0	0.00	0.00	0	0.00
26	Karnataka Bank	136	1746.22	12	67.41	11	12.01	12.01	11	12.01
27	Karur Vysya Bank	0	0.00	0	0.00	0	0.00	0.00	0	0.00
28	KBSLAB	0	0.00	0	0.00	0	0.00	0.00	0	0.00
29	Laxmi Vilas Bank	662	624.96	280	282.11	456	431.47	15.97	24	21.74
30	RBL Bank	170	462.00	0	0.00	114	126.00	126.00	33	71.00
31	South Indian Bank	159	274.15	33	47.87	33	57.80	57.90	3	6.10
32	Kotak Mahindra Bank	4017	12740.94	80	223.27	46	98.07	0.00	46	98.07
33	Yes Bank	7	169.00	0	0.00	0	0.00	0.00	0	0.00
34	Tamilnadu Mer. Bank	124	130.20	31	20.23	3	16.88	16.88	3	16.22
	PRIVATE SECTOR BANKS TOTAL	40333	136361.73	3338	8395.51	1393	4340.10	950.24	1317	1171.07
	COMMERCIAL BANKS TOTAL	567389	901954.04	91054	188221.76	93208	196125.94	12059.63	54963	48611.06
35	TS Co-op Apex Bank	206798	125886.84	32368	23614.93	6707	5946.94	1508.33	5221	1225.01
36	A P Mahesh Co-op Bank	9	86.37	2	16.87	0	0.00	0.00	0	0.00
	Co-OPERATIVE BANKS TOTAL	206807	125973.21	32370	23631.80	6707	5946.94	1508.33	5221	1225.01
37	APGVB	154170	184389.59	14794	17583.26	25169	16210.24	4213.68	2584	1469.37
38	Telangana Grameena Bank	195984	200750.47	18633	22031.62	37891	33035.99	15416.38	8916	4426.03
	REGIONAL RURAL BANKS TOTAL	350154	385140.06	33427	39614.88	63060	49246.23	19630.06	11500	5895.40
39	Equitas Bank	0	0.00	0	0.00	0	0.00	0.00	0	0.00
	SMALL FINANCE BANKS TOTAL	0	0.00	0	0.00	0	0.00	0.00	0	0.00
40	APSFC	0	0.00	0	0.00	0	0.00	0.00	0	0.00
	OTHERS TOTAL	0	0.00	0	0.00	0	0.00	0.00	0	0.00
	GRAND TOTAL	1124350	1413067.31	156851	251468.44	162975	251319.11	33198.02	71684	55731.47

BANK-WISE ADVANCES TO WOMEN AS ON 30.06.2020

Sl.No	Name of the Bank	Outstanding		Disbursement		Overdue			NPAs	
		No. of a/c	Amount	No. of a/c	Amount	No. of a/c	Total Balance in overdue accounts	Actual overdue amount	No. of a/c	Amount
1	Bank Of Baroda	59125	167616.42	10156	15265.94	4049	11132.69	11132.69	3939	13046.63
2	Bank of India	5486	3184.05	9	19.44	1098	655.00	135.00	952	562.13
3	Bank of Maharashtra	9661	21141.48	2907	2696.21	0	0.00	0.00	0	0.00
4	Canara Bank	80397	165009.44	5505	16858.41	6550	11346.85	10442.39	5894	10181.51
5	Central Bank of India	37632	66472.04	4728	6545.18	4325	6864.42	514.02	3612	2841.51
6	Indian Bank	49301	49150.57	3051	6078.08	17824	15872.00	15872.00	1872	1771.88
7	Indian Overseas Bank	769	856.32	74	206.65	184	7.52	1.75	198	6.86
8	Punjab National Bank	22961	93037.65	4272	9760.63	0	0.00	0.00	64	167.43
9	Punjab & Sind Bank	0	0.00	0	0.00	0	0.00	0.00	0	0.00
10	UCO Bank	6937	7211.00	0	0.00	4989	2900.00	2900.00	3405	1824.00
11	Union Bank Of India	360455	596572.01	58331	71973.99	148504	181902.61	58295.52	21452	15842.96
12	State Bank of India	311489	174811.00	94271	120531.00	109787	101743.00	2341.00	84816	61318.00
	PUBLIC SECTOR BANKS TOTAL	944213	1345061.98	183304	249935.53	297310	332424.09	101634.37	126204	107562.91
13	Axis Bank	27235	44289.80	1769	8944.18	0	0.00	0.00	0	0.00
14	Bhandhan Bank	22692	3917.64	2238	529.40	0	0.00	0.00	0	0.00
15	CSB Bank	0	0.00	0	0.00	0	0.00	0.00	0	0.00
16	City Union Bank	992	641.27	58	41.87	217	137.59	137.63	1	0.21
17	DCB Bank	1716	8459.18	363	703.52	226	1914.87	124.59	30	241.97
18	Dhanalaxmi Bank	1030	6462.91	319	1728.00	19	284.20	1.94	2	422.44
19	Federal Bank	5777	24224.00	1500	3740.00	2881	6683.00	6683.00	0	0.00
20	HDFC Bank	157866	405822.87	8274	18925.97	12820	36990.12	2724.47	1981	2742.43
21	ICICI Bank	40969	311666.91	4541	11811.92	0	0.00	0.00	0	0.00
22	IDBI Bank	8356	36255.31	1212	3440.08	0	0.00	0.00	368	354.45
23	IDFC First Bank	0	0.00	0	0.00	0	0.00	0.00	0	0.00
24	Indusind Bank	57251	93481.83	3519	6701.37	0	0.00	0.00	0	0.00
25	Jammu & Kashmir Bank	54	520.00	0	0.00	4	17.00	17.00	4	17.00
26	Karnataka Bank	2387	33403.92	253	898.40	41	172.76	172.76	41	172.76
27	Karur Vysya Bank	0	0.00	0	0.00	0	0.00	0.00	0	0.00
28	KBSLAB	0	0.00	0	0.00	0	0.00	0.00	0	0.00
29	Laxmi Vilas Bank	1901	3722.12	683	1269.86	1237	2170.89	89.59	16	30.14
30	RBL Bank	446	1771.00	1	0.26	304	268.00	268.00	48	125.00
31	South Indian Bank	13406	31695.23	3286	5697.54	486	1290.80	1084.70	17	194.45
32	Kotak Mahindra Bank	0	0.00	0	0.00	0	0.00	0.00	0	0.00
33	Yes Bank	90	20162.00	0	0.00	0	0.00	0.00	0	0.00
34	Tamilnadu Mer. Bank	651	1446.02	172	416.23	0	0.00	0.00	0	0.00
	PRIVATE SECTOR BANKS TOTAL	342819	1027942.01	28188	64848.61	18235	49929.23	11303.68	2508	4300.86
	COMMERCIAL BANKS TOTAL	1287032	2373003.99	211492	314784.14	315545	382353.32	112938.05	128712	111863.77
35	TS Co-op Apex Bank	191685	93625.21	35172	22670.55	5538	4900.82	1711.02	3966	1105.99
36	A P Mahesh Co-op Bank	2597	11053.09	1027	3125.84	648	2843.19	245.83	41	162.09
	Co-OPERATIVE BANKS TOTAL	194282	104678.30	36199	25796.39	6186	7744.01	1956.85	4007	1268.08
37	APGVB	426489	534083.28	46286	48828.47	85123	57694.12	9266.51	8041	2486.95
38	Telangana Grameena Bank	142450	215494.09	33272	39342.19	32095	29204.09	14301.89	7325	4143.50
	REGIONAL RURAL BANKS TOTAL	568939	749577.37	79558	88170.66	117218	86898.21	23568.40	15366	6630.45
39	Equitas Bank	200	1016.00	6	34.00	0	0.00	0.00	0	0.00
	SMALL FINANCE BANKS TOTAL	200	1016.00	6	34.00	0	0.00	0.00	0	0.00
40	APSFC	0	0.00	0	0.00	0	0.00	0.00	0	0.00
	OTHERS TOTAL	0	0.00	0	0.00	0	0.00	0.00	0	0.00
	GRAND TOTAL	2050453	3228275.66	327255	428785.19	438949	476995.54	138463.30	148085	119762.30

BANK-WISE ADVANCES UNDER DRI AS ON 30.06.2020

(Rs. In lac)

Sl.No	Name of the Bank	Outstanding		Disbursement		Overdue			NPAs	
		No. of a/c	Amount	No. of a/c	Amount	No. of a/c	Total Balance in overdue accounts	Actual overdue amount	No. of a/c	Amount
1	Bank Of Baroda	0	0.00	0	0.00	0	0.00	0.00	0	0.00
2	Bank of India	1	1.20	0	0.00	0	0.00	0.00	0	0.00
3	Bank of Maharashtra	0	0.00	0	0.00	0	0.00	0.00	0	0.00
4	Canara Bank	2253	223.00	82	13.26	750	74.43	320.67	189	21.27
5	Central Bank of India	9	1.50	0	0.00	8	1.36	1.24	7	1.28
6	Indian Bank	212	94.50	0	0.00	11	2.10	0.53	20	3.15
7	Indian Overseas Bank	129	10.56	0	0.00	113	8.45	2.11	100	6.91
8	Punjab National Bank	6	0.07	7	0.00	0	0.00	0.00	0	0.00
9	Punjab & Sind Bank	0	0.00	0	0.00	0	0.00	0.00	0	0.00
10	UCO Bank	399	210.12	0	0.00	305	231.00	231.00	164	108.00
11	Union Bank Of India	117	9.17	1	4.00	53	9.24	7.09	39	8.45
12	State Bank of India	3243	735.00	276	18.00	1512	328.00	68.00	1452	263.00
	PUBLIC SECTOR BANKS TOTAL	6369	1285.12	366	35.26	2752	654.58	630.64	1971	412.06
13	Axis Bank	0	0.00	0	0.00	0	0.00	0.00	0	0.00
14	Bhandhan Bank	0	0	0	0	0	0	0	0	0
15	CSB Bank	0	0.00	0	0.00	0	0.00	0.00	0	0.00
16	City Union Bank	0	0.00	0	0.00	0	0.00	0.00	0	0.00
17	DCB Bank	0	0.00	0	0.00	0	0.00	0.00	0	0.00
18	Dhanalaxmi Bank	0	0.00	0	0.00	0	0.00	0.00	0	0.00
19	Federal Bank	0	0.00	0	0.00	0	0.00	0.00	0	0.00
20	HDFC Bank	0	0.00	0	0.00	0	0.00	0.00	0	0.00
21	ICICI Bank	0	0.00	0	0.00	0	0.00	0.00	0	0.00
22	IDBI Bank	0	0.00	0	0.00	0	0.00	0.00	0	0.00
23	IDFC First Bank	0	0.00	0	0.00	0	0.00	0.00	0	0.00
24	Indusind Bank	0	0.00	0	0.00	0	0.00	0.00	0	0.00
25	Jammu & Kashmir Bank	0	0.00	0	0.00	0	0.00	0.00	0	0.00
26	Karnataka Bank	0	0.00	0	0.00	0	0.00	0.00	0	0.00
27	Karur Vysya Bank	0	0.00	0	0.00	0	0.00	0.00	0	0.00
28	KBSLAB	0	0.00	0	0.00	0	0.00	0.00	0	0.00
29	Laxmi Vilas Bank	0	0.00	0	0.00	0	0.00	0.00	0	0.00
30	RBL Bank	0	0.00	0	0.00	0	0.00	0.00	0	0.00
31	South Indian Bank	0	0.00	0	0.00	0	0.00	0.00	0	0.00
32	Kotak Mahindra Bank	0	0.00	0	0.00	0	0.00	0.00	0	0.00
33	Yes Bank	0	0.00	0	0.00	0	0.00	0.00	0	0.00
34	Tamilnadu Mer. Bank	4	0.06	0	0.00	0	0.00	0.00	0	0.00
	PRIVATE SECTOR BANKS TOTAL	4	0.06	0	0.00	0	0.00	0.00	0	0.00
	COMMERCIAL BANKS TOTAL	6373	1285.18	366	35.26	2752	654.58	630.64	1971	412.06
35	TS Co-op Apex Bank	0	0	0	0	0	0	0	0	0
36	A P Mahesh Co-op Bank	0	0.00	0	0.00	0	0.00	0.00	0	0.00
	Co-OPERATIVE BANKS TOTAL	0	0.00	0	0.00	0	0.00	0.00	0	0.00
37	APGVB	0	0.00	0	0.00	0	0.00	0.00	0	0.00
38	Telangana Grameena Bank	0	0	0	0	0	0	0	0	0
	REGIONAL RURAL BANKS TOTAL	0	0.00	0	0.00	0	0.00	0.00	0	0.00
39	Equitas Bank	0	0.00	0	0.00	0	0.00	0.00	0	0.00
	SMALL FINANCE BANKS TOTAL	0	0.00	0	0.00	0	0.00	0.00	0	0.00
40	APSFC	0	0.00	0	0.00	0	0.00	0.00	0	0.00
	OTHERS TOTAL	0	0.00	0	0.00	0	0.00	0.00	0	0.00
	GRAND TOTAL	6373	1285.18	366	35.26	2752	654.58	630.64	1971	412.06

BANK-WISE SHG BANK LINKAGE AS ON 30.06.2020

(Rs. In lac)

Sl.No	Name of the Bank	Outstanding		Disbursement		Overdue Position			NPAs position	
		No. of a/c	Amount	No. of a/c	Amount	No. of a/c	Total Balance in overdue accounts	Actual overdue amount	No. of a/c	Amount
1	Bank Of Baroda	5444	10987.58	1692	2023.36	300	577.37	577.37	151	97.46
2	Bank of India	400	765.68	15	75.20	46	77.00	7.95	72	55.14
3	Bank of Maharashtra	891	958.65	346	158.00	22	9.58	1.00	47	22.98
4	Canara Bank	33632	106601.86	3469	8970.53	2324	6810.02	1329.79	1577	2773.26
5	Central Bank of India	6897	16616.32	2240	4066.97	373	497.52	320.05	498	411.20
6	Indian Bank	21554	108601.34	8155	18855.61	1022	1928.89	1715.74	656	1159.53
7	Indian Overseas Bank	6810	10842.87	832	652.24	1101	1217.66	315.12	722	910.89
8	Punjab National Bank	1397	2199.76	387	292.35	158	353.18	1.65	234	343.28
9	Punjab & Sind Bank	11	85.26	0	0.00	0	0.00	0.00	0	0.00
10	UCO Bank	1333	3639.00	197	168.00	247	506.00	506.00	113	358.00
11	Union Bank Of India	105061	222416.71	25745	26312.17	10753	25234.82	14146.55	4847	7677.29
12	State Bank of India	129026	511851.00	49666	64720.00	18838	33732.00	4323.00	23015	28109.00
	PUBLIC SECTOR BANKS TOTAL	312456	995566.03	92744	126294.43	35184	70944.04	23244.22	31932	41918.03
13	Axis Bank	0	0.00	0	0.00	0	0.00	0.00	0	0.00
14	Bhandhan Bank	0	0.00	0	0.00	0	0.00	0.00	0	0.00
15	CSB Bank	0	0.00	0	0.00	0	0.00	0.00	0	0.00
16	City Union Bank	0	0.00	0	0.00	0	0.00	0.00	0	0.00
17	DCB Bank	0	0.00	0	0.00	0	0.00	0.00	0	0.00
18	Dhanalaxmi Bank	0	0.00	0	0.00	0	0.00	0.00	0	0.00
19	Federal Bank	0	0.00	0	0.00	0	0.00	0.00	0	0.00
20	HDFC Bank	0	0.00	0	0.00	0	0.00	0.00	0	0.00
21	IDBI Bank	0	0.00	0	0.00	0	0.00	0.00	0	0.00
22	ICICI Bank	0	0.00	0	0.00	0	0.00	0.00	0	0.00
23	IDFC First Bank	0	0.00	0	0.00	0	0.00	0.00	0	0.00
24	Indusind Bank	0	0.00	0	0.00	0	0.00	0.00	0	0.00
25	Jammu & Kashmir Bank	0	0.00	0	0.00	0	0.00	0.00	0	0.00
26	Karnataka Bank	0	0.00	0	0.00	0	0.00	0.00	0	0.00
27	Karur Vysya Bank	0	0.00	0	0.00	0	0.00	0.00	0	0.00
28	KBSLAB	0	0.00	0	0.00	0	0.00	0.00	0	0.00
29	Laxmi Vilas Bank	0	0.00	0	0.00	0	0.00	0.00	0	0.00
30	RBL Bank	0	0.00	0	0.00	0	0.00	0.00	0	0.00
31	South Indian Bank	0	0.00	0	0.00	0	0.00	0.00	0	0.00
32	Kotak Mahindra Bank	0	0.00	0	0.00	0	0.00	0.00	0	0.00
33	Yes Bank	0	0.00	0	0.00	0	0.00	0.00	0	0.00
34	Tamilnadu Mer. Bank	0	0.00	0	0.00	0	0.00	0.00	0	0.00
	PRIVATE SECTOR BANKS TOTAL	0	0.00	0	0.00	0	0.00	0.00	0	0.00
	COMMERCIAL BANKS TOTAL	312456	995566.03	92744	126294.43	35184	70944.04	23244.22	31932	41918.03
35	TS Co-op Apex Bank	8282	18566.85	1025	3130.18	620	568.04	547.91	411	288.00
36	A P Mahesh Co-op Bank	0	0.00	0	0.00	0	0.00	0.00	0	0.00
	Co-OPERATIVE BANKS TOTAL	8282	18566.85	1025	3130.18	620	568.04	547.91	411	288.00
37	APGVB	132762	397333.43	32239	51311.94	8220	14195.49	4610.71	2281	3590.90
38	Telangana Grameena Bank	92421	213369.90	20708	27308.06	14795	41870.63	1997.59	4215	3863.19
	REGIONAL RURAL BANKS TOTAL	225183	610703.33	52947	78620.00	23015	56066.12	6608.30	6496	7454.09
39	Equitas Bank	0	0.00	0	0.00	0	0.00	0.00	0	0.00
	SMALL FINANCE BANKS TOTAL	0	0.00	0	0.00	0	0.00	0.00	0	0.00
40	APSFC	0	0.00	0	0.00	0	0.00	0.00	0	0.00
	OTHERS TOTAL	0	0.00	0	0.00	0	0.00	0.00	0	0.00
	GRAND TOTAL	545921	1624836.21	146716	208044.61	58819	127578.20	30400.43	38839	49660.12

Sl.No	Name of the Bank	Outstanding		Disbursement		Overdue Position			NPAs position	
		No. of a/c	Amount	No. of a/c	Amount	No. of a/c	Total Balance in overdue accounts	Actual overdue amount	No. of a/c	Amount
1	Bank Of Baroda	5444	10987.58	1692	2023.36	300	577.37	577.37	151	97.46
2	Bank of India	400	765.68	15	75.20	46	77.00	7.95	72	55.14
3	Bank of Maharashtra	891	958.65	346	158.00	22	9.58	1.00	47	22.98
4	Canara Bank	28696	88988.58	3291	8116.00	2270	6629.02	1150.64	1523	2616.15
5	Central Bank of India	6897	16616.32	2240	4066.97	373	497.52	320.05	498	411.20
6	Indian Bank	13122	92431.00	1634	5485.00	646	1479.49	1479.49	403	920.13
7	Indian Overseas Bank	6810	10842.87	832	652.24	1101	1217.66	315.12	722	910.89
8	Punjab National Bank	1397	2199.76	387	292.35	158	353.18	1.65	234	343.28
9	Punjab & Sind Bank	0	0.00	0	0.00	0	0.00	0.00	0	0.00
10	UCO Bank	1333	3639.00	197	168.00	247	506.00	506.00	113	358.00
11	Union Bank Of India	96838	206198.34	25443	25702.98	9361	22741.40	11934.42	3790	6523.91
12	State Bank of India	82898	360716.00	7743	19004.00	10057	23918.00	455.00	13361	20295.00
	PUBLIC SECTOR BANKS TOTAL	244726	794343.78	43820	65744.10	24581	58006.22	16748.69	20914	32554.14
13	Axis Bank	0	0.00	0	0.00	0	0.00	0.00	0	0.00
14	Bhandhan Bank	0	0.00	0	0.00	0	0.00	0.00	0	0.00
15	CSB Bank	0	0.00	0	0.00	0	0.00	0.00	0	0.00
16	City Union Bank	0	0.00	0	0.00	0	0.00	0.00	0	0.00
17	DCB Bank	0	0.00	0	0.00	0	0.00	0.00	0	0.00
18	Dhanalaxmi Bank	0	0.00	0	0.00	0	0.00	0.00	0	0.00
19	Federal Bank	0	0.00	0	0.00	0	0.00	0.00	0	0.00
20	HDFC Bank	0	0.00	0	0.00	0	0.00	0.00	0	0.00
21	ICICI Bank	0	0.00	0	0.00	0	0.00	0.00	0	0.00
22	IDBI Bank	0	0.00	0	0.00	0	0.00	0.00	0	0.00
23	IDFC First Bank	0	0.00	0	0.00	0	0.00	0.00	0	0.00
24	Indusind Bank	0	0.00	0	0.00	0	0.00	0.00	0	0.00
25	Jammu & Kashmir Bank	0	0.00	0	0.00	0	0.00	0.00	0	0.00
26	Karnataka Bank	0	0.00	0	0.00	0	0.00	0.00	0	0.00
27	Karur Vysya Bank	0	0.00	0	0.00	0	0.00	0.00	0	0.00
28	KBSLAB	0	0.00	0	0.00	0	0.00	0.00	0	0.00
29	Laxmi Vilas Bank	0	0.00	0	0.00	0	0.00	0.00	0	0.00
30	RBL Bank	0	0.00	0	0.00	0	0.00	0.00	0	0.00
31	South Indian Bank	0	0.00	0	0.00	0	0.00	0.00	0	0.00
32	Kotak Mahindra Bank	0	0.00	0	0.00	0	0.00	0.00	0	0.00
33	Yes Bank	0	0.00	0	0.00	0	0.00	0.00	0	0.00
34	Tamilnadu Mer. Bank	0	0.00	0	0.00	0	0.00	0.00	0	0.00
	PRIVATE SECTOR BANKS TOTAL	0	0.00	0	0.00	0	0.00	0.00	0	0.00
	COMMERCIAL BANKS TOTAL	244726	794343.78	43820	65744.10	24581	58006.22	16748.69	20914	32554.14
35	TS Co-op Apex Bank	6590	14791.62	689	1982.40	620	568.04	547.91	411	288.00
36	A P Mahesh Co-op Bank	0	0.00	0	0.00	0	0.00	0.00	0	0.00
	Co-OPERATIVE BANKS TOTAL	6590	14791.62	689	1982.40	620	568.04	547.91	411	288.00
37	APGVB	100191	329078.14	13124	37878.20	6203	11756.94	1876.95	1948	2950.01
38	Telangana Grameena Bank	77427	171418.99	19645	23713.19	12206	34082.32	1662.65	4068	3739.08
	REGIONAL RURAL BANKS TOTAL	177618	500497.13	32769	61591.39	18409	45839.26	3539.60	6016	6689.09
39	Equitas Bank	0	0.00	0	0.00	0	0.00	0.00	0	0.00
	SMALL FINANCE BANKS TOTAL	0	0.00	0	0.00	0	0.00	0.00	0	0.00
40	APSFC	0	0.00	0	0.00	0	0.00	0.00	0	0.00
	OTHERS TOTAL	0	0.00	0	0.00	0	0.00	0.00	0	0.00
	GRAND TOTAL	428934	1309632.53	77278	129317.89	43610	104413.52	20836.20	27341	39531.23

NULM - BANK-WISE SHG LINKAGE AS ON 30.06.2020

(Rs. In lac)

Sl.No	Name of the Bank	Outstanding		Disbursement		Overdue Position			NPAs position	
		No. of a/c	Amount	No. of a/c	Amount	No. of a/c	Total Balance in overdue accounts	Actual overdue amount	No. of a/c	Amount
1	Bank Of Baroda	0	0.00	0	0.00	0	0.00	0.00	0	0.00
2	Bank of India	0	0.00	0	0.00	0	0.00	0.00	0	0.00
3	Bank of Maharashtra	0	0.00	0	0.00	0	0.00	0.00	0	0.00
4	Canara Bank	4936	17613.28	178	854.53	54	181.00	179.15	54	157.11
5	Central Bank of India	0	0.00	0	0.00	0	0.00	0.00	0	0.00
6	Indian Bank	8432	16170.34	6521	13370.61	376	449.40	236.25	253	239.40
7	Indian Overseas Bank	0	0.00	0	0.00	0	0.00	0.00	0	0.00
8	Punjab National Bank	0	0.00	0	0.00	0	0.00	0.00	0	0.00
9	Punjab & Sind Bank	11	85.26	0	0.00	0	0.00	0.00	0	0.00
10	UCO Bank	0	0.00	0	0.00	0	0.00	0.00	0	0.00
11	Union Bank Of India	8223	16218.37	302	609.19	1392	2493.42	2212.13	1057	1153.38
12	State Bank of India	46128	151135.00	41923	45716.00	8781	9814.00	3868.00	9654	7814.00
	PUBLIC SECTOR BANKS TOTAL	67730	201222.25	48924	60550.33	10603	12937.82	6495.53	11018	9363.89
13	Axis Bank	0	0.00	0	0.00	0	0.00	0.00	0	0.00
14	Bhandhan Bank	0	0.00	0	0.00	0	0.00	0.00	0	0.00
15	CSB Bank	0	0.00	0	0.00	0	0.00	0.00	0	0.00
16	City Union Bank	0	0.00	0	0.00	0	0.00	0.00	0	0.00
17	DCB Bank	0	0.00	0	0.00	0	0.00	0.00	0	0.00
18	Dhanalaxmi Bank	0	0.00	0	0.00	0	0.00	0.00	0	0.00
19	Federal Bank	0	0.00	0	0.00	0	0.00	0.00	0	0.00
20	HDFC Bank	0	0.00	0	0.00	0	0.00	0.00	0	0.00
21	ICICI Bank	0	0.00	0	0.00	0	0.00	0.00	0	0.00
22	IDBI Bank	0	0.00	0	0.00	0	0.00	0.00	0	0.00
23	IDFC First Bank	0	0.00	0	0.00	0	0.00	0.00	0	0.00
24	Indusind Bank	0	0.00	0	0.00	0	0.00	0.00	0	0.00
25	Jammu & Kashmir Bank	0	0.00	0	0.00	0	0.00	0.00	0	0.00
26	Karnataka Bank	0	0.00	0	0.00	0	0.00	0.00	0	0.00
27	Karur Vysya Bank	0	0.00	0	0.00	0	0.00	0.00	0	0.00
28	KBSLAB	0	0.00	0	0.00	0	0.00	0.00	0	0.00
29	Laxmi Vilas Bank	0	0.00	0	0.00	0	0.00	0.00	0	0.00
30	RBL Bank	0	0.00	0	0.00	0	0.00	0.00	0	0.00
31	South Indian Bank	0	0.00	0	0.00	0	0.00	0.00	0	0.00
32	Kotak Mahindra Bank	0	0.00	0	0.00	0	0.00	0.00	0	0.00
33	Yes Bank	0	0.00	0	0.00	0	0.00	0.00	0	0.00
34	Tamilnadu Mer. Bank	0	0.00	0	0.00	0	0.00	0.00	0	0.00
	PRIVATE SECTOR BANKS TOTAL	0	0.00	0	0.00	0	0.00	0.00	0	0.00
	COMMERCIAL BANKS TOTAL	67730	201222.25	48924	60550.33	10603	12937.82	6495.53	11018	9363.89
35	TS Co-op Apex Bank	1692	3775.23	336	1147.78	0	0.00	0.00	0	0.00
36	A P Mahesh Co-op Bank	0	0.00	0	0.00	0	0.00	0.00	0	0.00
	Co-OPERATIVE BANKS TOTAL	1692	3775.23	336	1147.78	0	0.00	0.00	0	0.00
37	APGVB	32571	68255.29	19115	13433.74	2017	2438.55	2733.76	333	640.89
38	Telangana Grameena Bank	14994	41950.91	1063	3594.87	2589	7788.31	334.94	147	124.11
	REGIONAL RURAL BANKS TOTAL	47565	110206.20	20178	17028.61	4606	10226.86	3068.70	480	765.00
39	Equitas Bank	0	0.00	0	0.00	0	0.00	0.00	0	0.00
	SMALL FINANCE BANKS TOTAL	0	0.00	0	0.00	0	0.00	0.00	0	0.00
40	APSFC	0	0.00	0	0.00	0	0.00	0.00	0	0.00
	OTHERS TOTAL	0	0.00	0	0.00	0	0.00	0.00	0	0.00
	GRAND TOTAL	116987	315203.68	69438	78726.72	15209	23164.68	9564.23	11498	10128.89

BANK-WISE LOANS TO MILCH ANIMAL UNITS AS ON 30.06.2020

(Rs. In lac)

Sl.No	Name of the Bank	Outstanding		Disbursement		Overdue Position			NPAs position	
		No. of a/c.	Amount	No. of a/c.	Amount	No. of a/c.	Total Balance in overdue accounts	Actual overdue amount	No. of a/c.	Amount
1	Bank Of Baroda	26	20.11	0	0.00	0	0.00	0.00	0	0.00
2	Bank of India	0	0.00	0	0.00	0	0.00	0.00	0	0.00
3	Bank of Maharashtra	0	0.00	0	0.00	0	0.00	0.00	0	0.00
4	Canara Bank	1141	887.33	72	48.61	85	69.09	27.72	80	218.29
5	Central Bank of India	0	0.00	0	0.00	0	0.00	0.00	0	0.00
6	Indian Bank	0	0.00	0	0.00	0	0.00	0.00	0	0.00
7	Indian Overseas Bank	90	9462.36	0	0.00	30	31.22	10.45	17	18.62
8	Punjab National Bank	0	0.00	0	0.00	0	0.00	0.00	0	0.00
9	Punjab & Sind Bank	0	0.00	0	0.00	0	0.00	0.00	0	0.00
10	UCO Bank	0	0.00	0	0.00	0	0.00	0.00	0	0.00
11	Union Bank Of India	101	468.78	13	85.59	55	151.91	46.09	41	19.55
12	State Bank of India	2486	7652.00	201	81.00	816	355.00	248.00	1682	4216.00
	PUBLIC SECTOR BANKS TOTAL	3844	18490.58	286	215.20	986	607.22	332.26	1820	4472.46
13	Axis Bank	0	0.00	0	0.00	0	0.00	0.00	0	0.00
14	Bhandhan Bank	0	0	0	0	0	0	0	0	0
15	CSB Bank	0	0.00	0	0.00	0	0.00	0.00	0	0.00
16	City Union Bank	0	0.00	0	0.00	0	0.00	0.00	0	0.00
17	DCB Bank	0	0.00	0	0.00	0	0.00	0.00	0	0.00
18	Dhanalaxmi Bank	0	0.00	0	0.00	0	0.00	0.00	0	0.00
19	Federal Bank	0	0.00	0	0.00	0	0.00	0.00	0	0.00
20	HDFC Bank	0	0.00	0	0.00	0	0.00	0.00	0	0.00
21	ICICI Bank	0	0.00	0	0.00	0	0.00	0.00	0	0.00
22	IDBI Bank	0	0.00	0	0.00	0	0.00	0.00	0	0.00
23	IDFC First Bank	0	0.00	0	0.00	0	0.00	0.00	0	0.00
24	Indusind Bank	0	0.00	0	0.00	0	0.00	0.00	0	0.00
25	Jammu & Kashmir Bank	0	0.00	0	0.00	0	0.00	0.00	0	0.00
26	Karnataka Bank	0	0.00	0	0.00	0	0.00	0.00	0	0.00
27	Karur Vysya Bank	0	0.00	0	0.00	0	0.00	0.00	0	0.00
28	KBSLAB	0	0.00	0	0.00	0	0.00	0.00	0	0.00
29	Laxmi Vilas Bank	0	0.00	0	0.00	0	0.00	0.00	0	0.00
30	RBL Bank	0	0.00	0	0.00	0	0.00	0.00	0	0.00
31	South Indian Bank	0	0.00	0	0.00	0	0.00	0.00	0	0.00
32	Kotak Mahindra Bank	0	0.00	0	0.00	0	0.00	0.00	0	0.00
33	Yes Bank	0	0.00	0	0.00	0	0.00	0.00	0	0.00
34	Tamilnadu Mer. Bank	0	0.00	0	0.00	0	0.00	0.00	0	0.00
	PRIVATE SECTOR BANKS TOTAL	0	0.00	0	0.00	0	0.00	0.00	0	0.00
	COMMERCIAL BANKS TOTAL	3844	18490.58	286	215.20	986	607.22	332.26	1820	4472.46
35	TS Co-op Apex Bank	378	741.18	119	245.16	0	0.00	0.00	0	0.00
36	A P Mahesh Co-op Bank	0	0.00	0	0.00	0	0.00	0.00	0	0.00
	Co-OPERATIVE BANKS TOTAL	378	741.18	119	245.16	0	0.00	0.00	0	0.00
37	APGVB	0	0.00	0	0.00	0	0.00	0.00	0	0.00
38	Telangana Grameena Bank	1565	689.32	29	9.43	130	111.42	17.61	585	161.52
	REGIONAL RURAL BANKS TOTAL	1565	689.32	29	9.43	130	111.42	17.61	585	161.52
39	Equitas Bank	0	0.00	0	0.00	0	0.00	0.00	0	0.00
	SMALL FINANCE BANKS TOTAL	0	0.00	0	0.00	0	0.00	0.00	0	0.00
40	APSFC	0	0.00	0	0.00	0	0.00	0.00	0	0.00
	OTHERS TOTAL	0	0.00	0	0.00	0	0.00	0.00	0	0.00
	GRAND TOTAL	5787	19921.08	434	469.79	1116	718.64	349.87	2405	4633.98

BANK-WISE LOANS TO SHEEP & GOAT UNITS AS ON 30.06.2020

(Rs. In lac)

Sl.No	Name of the Bank	Outstanding		Disbursement		Overdue Position			NPAs position	
		No. of a/c	Amount	No. of a/c	Amount	No. of a/c	Total Balance in overdue accounts	Actual overdue amount	No. of a/c	Amount
1	Bank Of Baroda	0	0.00	0	0.00	0	0.00	0.00	0	0.00
2	Bank of India	0	0.00	0	0.00	0	0.00	0.00	0	0.00
3	Bank of Maharashtra	0	0.00	0	0.00	0	0.00	0.00	0	0.00
4	Canara Bank	553	337.91	7	6.38	178	153.26	58.36	88	74.64
5	Central Bank of India	0	0.00	0	0.00	0	0.00	0.00	0	0.00
6	Indian Bank	0	0.00	0	0.00	0	0.00	0.00	0	0.00
7	Indian Overseas Bank	473	195.68	1	0.80	24	18.66	10.42	11	12.90
8	Punjab National Bank	0	0.00	0	0.00	0	0.00	0.00	0	0.00
9	Punjab & Sind Bank	0	0.00	0	0.00	0	0.00	0.00	0	0.00
10	UCO Bank	0	0.00	0	0.00	0	0.00	0.00	0	0.00
11	Union Bank Of India	23	8.49	4	1.84	15	6.16	6.88	12	3.38
12	State Bank of India	4536	3652.00	0	0.00	0	0.00	0.00	3612	3106.00
	PUBLIC SECTOR BANKS TOTAL	5585	4194.08	12	9.02	217	178.08	75.66	3723	3196.92
13	Axis Bank	0	0.00	0	0.00	0	0.00	0.00	0	0.00
14	Bhandhan Bank	0	0.00	0	0.00	0	0.00	0.00	0	0.00
15	CSB Bank	0	0.00	0	0.00	0	0.00	0.00	0	0.00
16	City Union Bank	0	0.00	0	0.00	0	0.00	0.00	0	0.00
17	DCB Bank	0	0.00	0	0.00	0	0.00	0.00	0	0.00
18	Dhanalaxmi Bank	0	0.00	0	0.00	0	0.00	0.00	0	0.00
19	Federal Bank	0	0.00	0	0.00	0	0.00	0.00	0	0.00
20	HDFC Bank	0	0.00	0	0.00	0	0.00	0.00	0	0.00
21	ICICI Bank	0	0.00	0	0.00	0	0.00	0.00	0	0.00
22	IDBI Bank	0	0.00	0	0.00	0	0.00	0.00	0	0.00
23	IDFC First Bank	0	0.00	0	0.00	0	0.00	0.00	0	0.00
24	Indusind Bank	0	0.00	0	0.00	0	0.00	0.00	0	0.00
25	Jammu & Kashmir Bank	0	0.00	0	0.00	0	0.00	0.00	0	0.00
26	Karnataka Bank	0	0.00	0	0.00	0	0.00	0.00	0	0.00
27	Karur Vysya Bank	0	0.00	0	0.00	0	0.00	0.00	0	0.00
28	KBSLAB	0	0.00	0	0.00	0	0.00	0.00	0	0.00
29	Laxmi Vilas Bank	0	0.00	0	0.00	0	0.00	0.00	0	0.00
30	RBL Bank	0	0.00	0	0.00	0	0.00	0.00	0	0.00
31	South Indian Bank	0	0.00	0	0.00	0	0.00	0.00	0	0.00
32	Kotak Mahindra Bank	0	0.00	0	0.00	0	0.00	0.00	0	0.00
33	Yes Bank	0	0.00	0	0.00	0	0.00	0.00	0	0.00
34	Tamilnadu Mer. Bank	0	0.00	0	0.00	0	0.00	0.00	0	0.00
	PRIVATE SECTOR BANKS TOTAL	0	0.00	0	0.00	0	0.00	0.00	0	0.00
	COMMERCIAL BANKS TOTAL	5585	4194.08	12	9.02	217	178.08	75.66	3723	3196.92
35	TS Co-op Apex Bank	249	423.27	77	174.44	0	0.00	0.00	0	0.00
36	A P Mahesh Co-op Bank	0	0.00	0	0.00	0	0.00	0.00	0	0.00
	Co-OPERATIVE BANKS TOTAL	249	423.27	77	174.44	0	0.00	0.00	0	0.00
37	APGVB	0	0.00	0	0.00	0	0.00	0.00	0	0.00
38	Telangana Grameena Bank	429	145.61	0	0.00	22	12.22	2.23	250	70.15
	REGIONAL RURAL BANKS TOTAL	429	145.61	0	0.00	22	12.22	2.23	250	70.15
39	Equitas Bank	0	0.00	0	0.00	0	0.00	0.00	0	0.00
	SMALL FINANCE BANKS TOTAL	0	0.00	0	0.00	0	0.00	0.00	0	0.00
40	APSFC	0	0.00	0	0.00	0	0.00	0.00	0	0.00
	OTHERS TOTAL	0	0.00	0	0.00	0	0.00	0.00	0	0.00
	GRAND TOTAL	6263	4762.96	89	183.46	239	190.30	77.89	3973	3267.07

BANK-WISE LOANS UNDER RAJEEV GRUHAKALPA SCHEME AS ON 30.06.2020

Sl.No	Name of the Bank	Outstanding		Disbursement		Overdue Position			NPAs position	
		No. of a/c	Amount	No. of a/c	Amount	No. of a/c	Total Balance in overdue accounts	Actual overdue amount	No. of a/c	Amount
1	Bank Of Baroda	0	0.00	0	0.00	0	0.00	0.00	0	0.00
2	Bank of India	0	0.00	0	0.00	0	0.00	0.00	0	0.00
3	Bank of Maharashtra	0	0.00	0	0.00	0	0.00	0.00	0	0.00
4	Canara Bank	2185	1601.22	0	0.00	395	305.00	41.02	252	196.61
5	Central Bank of India	0	0.00	0	0.00	0	0.00	0.00	0	0.00
6	Indian Bank	28	33.60	0	0.00	0	0.00	0.00	0	0.00
7	Indian Overseas Bank	994	590.52	0	0.00	702	526.52	194.02	378	490.63
8	Punjab National Bank	5	6.00	0	0.00	0	0.00	0.00	0	0.00
9	Punjab & Sind Bank	0	0.00	0	0.00	0	0.00	0.00	0	0.00
10	UCO Bank	0	0.00	0	0.00	0	0.00	0.00	0	0.00
11	Union Bank Of India	4014	3138.59	0	0.00	3903	3086.22	4479.23	3867	3027.02
12	State Bank of India	8126	9626.00	0	0.00	7214	9118.00	4712.00	7214	9118.00
	PUBLIC SECTOR BANKS TOTAL	15352	14995.93	0	0.00	12214	13035.74	9426.27	11711	12832.26
13	Axis Bank	0	0.00	0	0.00	0	0.00	0.00	0	0.00
14	Bhandhan Bank	0	0.00	0	0.00	0	0.00	0.00	0	0.00
15	CSB Bank	0	0.00	0	0.00	0	0.00	0.00	0	0.00
16	City Union Bank	0	0.00	0	0.00	0	0.00	0.00	0	0.00
17	DCB Bank	0	0.00	0	0.00	0	0.00	0.00	0	0.00
18	Dhanalaxmi Bank	0	0.00	0	0.00	0	0.00	0.00	0	0.00
19	Federal Bank	0	0.00	0	0.00	0	0.00	0.00	0	0.00
20	HDFC Bank	0	0.00	0	0.00	0	0.00	0.00	0	0.00
21	ICICI Bank	0	0.00	0	0.00	0	0.00	0.00	0	0.00
22	IDBI Bank	0	0.00	0	0.00	0	0.00	0.00	0	0.00
23	IDFC First Bank	0	0.00	0	0.00	0	0.00	0.00	0	0.00
24	Indusind Bank	0	0.00	0	0.00	0	0.00	0.00	0	0.00
25	Jammu & Kashmir Bank	0	0.00	0	0.00	0	0.00	0.00	0	0.00
26	Karnataka Bank	0	0.00	0	0.00	0	0.00	0.00	0	0.00
27	Karur Vysya Bank	0	0.00	0	0.00	0	0.00	0.00	0	0.00
28	KBSLAB	0	0.00	0	0.00	0	0.00	0.00	0	0.00
29	Laxmi Vilas Bank	0	0.00	0	0.00	0	0.00	0.00	0	0.00
30	RBL Bank	0	0.00	0	0.00	0	0.00	0.00	0	0.00
31	South Indian Bank	0	0.00	0	0.00	0	0.00	0.00	0	0.00
32	Kotak Mahindra Bank	0	0.00	0	0.00	0	0.00	0.00	0	0.00
33	Yes Bank	0	0.00	0	0.00	0	0.00	0.00	0	0.00
34	Tamilnadu Mer. Bank	0	0.00	0	0.00	0	0.00	0.00	0	0.00
	PRIVATE SECTOR BANKS TOTAL	0	0.00	0	0.00	0	0.00	0.00	0	0.00
	COMMERCIAL BANKS TOTAL	15352	14995.93	0	0.00	12214	13035.74	9426.27	11711	12832.26
35	A P State Co-op Bank	0	0.00	0	0.00	0	0.00	0.00	0	0.00
36	A P Mahesh Co-op Bank	0	0.00	0	0.00	0	0.00	0.00	0	0.00
	Co-OPERATIVE BANKS TOTAL	0	0.00	0	0.00	0	0.00	0.00	0	0.00
37	APGVB	0	0.00	0	0.00	0	0.00	0.00	0	0.00
38	Telangana Grameena Bank	964	834.62	0	0.00	0	0.00	0.00	964	834.62
	REGIONAL RURAL BANKS TOTAL	964	834.62	0	0.00	0	0.00	0.00	964	834.62
39	Equitas Bank	0	0.00	0	0.00	0	0.00	0.00	0	0.00
	SMALL FINANCE BANKS TOTAL	0	0.00	0	0.00	0	0.00	0.00	0	0.00
40	APSFC	0	0.00	0	0.00	0	0.00	0.00	0	0.00
	OTHERS TOTAL	0	0.00	0	0.00	0	0.00	0.00	0	0.00
	GRAND TOTAL	16316	15830.55	0	0.00	12214	13035.74	9426.27	12675	13666.88

BANK-WISE LOANS UNDER VAMBAY SCHEME AS ON 30.06.2020

Sl.No	Name of the Bank	Outstanding		Disbursement		Overdue Position			NPAs position	
		No. of a/c	Amount	No. of a/c	Amount	No. of a/c	Total Balance in overdue accounts	Actual overdue amount	No. of a/c	Amount
1	Bank Of Baroda	0	0.00	0	0.00	0	0.00	0.00	0	0.00
2	Bank of India	0	0.00	0	0.00	0	0.00	0.00	0	0.00
3	Bank of Maharashtra	0	0.00	0	0.00	0	0.00	0.00	0	0.00
4	Canara Bank	0	0.00	0	0.00	0	0.00	0.00	0	0.00
5	Central Bank of India	0	0.00	0	0.00	0	0.00	0.00	0	0.00
6	Indian Bank	0	0.00	0	0.00	0	0.00	0.00	0	0.00
7	Indian Overseas Bank	28	9.49	0	0.00	17	5.85	3.22	4	9.90
8	Punjab National Bank	0	0.00	0	0.00	0	0.00	0.00	0	0.00
9	Punjab & Sind Bank	0	0.00	0	0.00	0	0.00	0.00	0	0.00
10	UCO Bank	0	0.00	0	0.00	0	0.00	0.00	0	0.00
11	Union Bank Of India	220	73.95	0	0.00	218	119.27	132.98	192	59.82
12	State Bank of India	1876	5948.00	0	0.00	1876	5948.00	2748.00	1876	5948.00
	PUBLIC SECTOR BANKS TOTAL	2124	6031.44	0	0.00	2111	6073.12	2884.20	2072	6017.72
13	Axis Bank	0	0.00	0	0.00	0	0.00	0.00	0	0.00
14	Bhandhan Bank	0	0.00	0	0.00	0	0.00	0.00	0	0.00
15	CSB Bank	0	0.00	0	0.00	0	0.00	0.00	0	0.00
16	City Union Bank	0	0.00	0	0.00	0	0.00	0.00	0	0.00
17	DCB Bank	0	0.00	0	0.00	0	0.00	0.00	0	0.00
18	Dhanalaxmi Bank	0	0.00	0	0.00	0	0.00	0.00	0	0.00
19	Federal Bank	0	0.00	0	0.00	0	0.00	0.00	0	0.00
20	HDFC Bank	0	0.00	0	0.00	0	0.00	0.00	0	0.00
21	ICICI Bank	0	0.00	0	0.00	0	0.00	0.00	0	0.00
22	IDBI Bank	0	0.00	0	0.00	0	0.00	0.00	0	0.00
23	IDFC First Bank	0	0.00	0	0.00	0	0.00	0.00	0	0.00
24	Indusind Bank	0	0.00	0	0.00	0	0.00	0.00	0	0.00
25	Jammu & Kashmir Bank	0	0.00	0	0.00	0	0.00	0.00	0	0.00
26	Karnataka Bank	0	0.00	0	0.00	0	0.00	0.00	0	0.00
27	Karur Vysya Bank	0	0.00	0	0.00	0	0.00	0.00	0	0.00
28	KBSLAB	0	0.00	0	0.00	0	0.00	0.00	0	0.00
29	Laxmi Vilas Bank	0	0.00	0	0.00	0	0.00	0.00	0	0.00
30	RBL Bank	0	0.00	0	0.00	0	0.00	0.00	0	0.00
31	South Indian Bank	0	0.00	0	0.00	0	0.00	0.00	0	0.00
32	Kotak Mahindra Bank	0	0.00	0	0.00	0	0.00	0.00	0	0.00
33	Yes Bank	0	0.00	0	0.00	0	0.00	0.00	0	0.00
34	Tamilnadu Mer. Bank	0	0.00	0	0.00	0	0.00	0.00	0	0.00
	PRIVATE SECTOR BANKS TOTAL	0	0.00	0	0.00	0	0.00	0.00	0	0.00
	COMMERCIAL BANKS TOTAL	2124	6031.44	0	0.00	2111	6073.12	2884.20	2072	6017.72
35	TS Co-op Apex Bank	0	0.00	0	0.00	0	0.00	0.00	0	0.00
36	A P Mahesh Co-op Bank	0	0.00	0	0.00	0	0.00	0.00	0	0.00
	Co-OPERATIVE BANKS TOTAL	0	0.00	0	0.00	0	0.00	0.00	0	0.00
37	APGVV	0	0.00	0	0.00	0	0.00	0.00	0	0.00
38	Telangana Grameena Bank	4	0.76	0	0.00	0	0.00	0.00	4	0.76
	REGIONAL RURAL BANKS TOTAL	4	0.76	0	0.00	0	0.00	0.00	4	0.76
39	Equitas Bank	0	0.00	0	0.00	0	0.00	0.00	0	0.00
	SMALL FINANCE BANKS TOTAL	0	0.00	0	0.00	0	0.00	0.00	0	0.00
40	APSFC	0	0.00	0	0.00	0	0.00	0.00	0	0.00
	OTHERS TOTAL	0	0.00	0	0.00	0	0.00	0.00	0	0.00
	GRAND TOTAL	2128	6032.20	0	0.00	2111	6073.12	2884.20	2076	6018.48

BANK-WISE LOANS UNDER RAJEEV YUVA SHAKTI SCHEME AS ON 30.06.2020

(Rs. In lac)

Sl.No	Name of the Bank	Outstanding		Disbursement		Overdue Position			NPAs position	
		No. of a/c	Amount	No. of a/c	Amount	No. of a/c	Total Balance in overdue accounts	Actual overdue amount	No. of a/c	Amount
1	Bank Of Baroda	0	0.00	0	0.00	0	0.00	0.00	0	0.00
2	Bank of India	0	0.00	0	0.00	0	0.00	0.00	0	0.00
3	Bank of Maharashtra	0	0.00	0	0.00	0	0.00	0.00	0	0.00
4	Canara Bank	0	0.00	0	0.00	0	0.00	0.00	0	0.00
5	Central Bank of India	0	0.00	0	0.00	0	0.00	0.00	0	0.00
6	Indian Bank	44	38.85	0	0.00	0	0.00	0.00	0	0.00
7	Indian Overseas Bank	848	604.52	0	0.00	190	184.44	30.52	48	87.06
8	Punjab National Bank	1	1.00	0	0.00	0	0.00	0.00	0	0.00
9	Punjab & Sind Bank	0	0.00	0	0.00	0	0.00	0.00	0	0.00
10	UCO Bank	0	0.00	0	0.00	0	0.00	0.00	0	0.00
11	Union Bank Of India	442	196.28	2	0.08	321	144.30	354.47	292	127.90
12	State Bank of India	13586	4656.00	0	0.00	1112	842.00	128.00	10212	3614.00
	PUBLIC SECTOR BANKS TOTAL	14921	5496.65	2	0.08	1623	1170.74	512.99	10552	3828.96
13	Axis Bank	0	0.00	0	0.00	0	0.00	0.00	0	0.00
14	Bhandhan Bank	0	0.00	0	0.00	0	0.00	0.00	0	0.00
15	CSB Bank	0	0.00	0	0.00	0	0.00	0.00	0	0.00
16	City Union Bank	0	0.00	0	0.00	0	0.00	0.00	0	0.00
17	DCB Bank	0	0.00	0	0.00	0	0.00	0.00	0	0.00
18	Dhanalaxmi Bank	0	0.00	0	0.00	0	0.00	0.00	0	0.00
19	Federal Bank	0	0.00	0	0.00	0	0.00	0.00	0	0.00
20	HDFC Bank	0	0.00	0	0.00	0	0.00	0.00	0	0.00
21	ICICI Bank	0	0.00	0	0.00	0	0.00	0.00	0	0.00
22	IDBI Bank	0	0.00	0	0.00	0	0.00	0.00	0	0.00
23	IDFC First Bank	0	0.00	0	0.00	0	0.00	0.00	0	0.00
24	Indusind Bank	0	0.00	0	0.00	0	0.00	0.00	0	0.00
25	Jammu & Kashmir Bank	0	0.00	0	0.00	0	0.00	0.00	0	0.00
26	Karnataka Bank	0	0.00	0	0.00	0	0.00	0.00	0	0.00
27	Karur Vysya Bank	0	0.00	0	0.00	0	0.00	0.00	0	0.00
28	KBSLAB	0	0.00	0	0.00	0	0.00	0.00	0	0.00
29	Laxmi Vilas Bank	0	0.00	0	0.00	0	0.00	0.00	0	0.00
30	RBL Bank	0	0.00	0	0.00	0	0.00	0.00	0	0.00
31	South Indian Bank	0	0.00	0	0.00	0	0.00	0.00	0	0.00
32	Kotak Mahindra Bank	0	0.00	0	0.00	0	0.00	0.00	0	0.00
33	Yes Bank	0	0.00	0	0.00	0	0.00	0.00	0	0.00
34	Tamilnadu Mer. Bank	0	0.00	0	0.00	0	0.00	0.00	0	0.00
	PRIVATE SECTOR BANKS TOTAL	0	0.00	0	0.00	0	0.00	0.00	0	0.00
	COMMERCIAL BANKS TOTAL	14921	5496.65	2	0.08	1623	1170.74	512.99	10552	3828.96
35	TS Co-op Apex Bank	0	0.00	0	0.00	0	0.00	0.00	0	0.00
36	A P Mahesh Co-op Bank	0	0.00	0	0.00	0	0.00	0.00	0	0.00
	Co-OPERATIVE BANKS TOTAL	0	0.00	0	0.00	0	0.00	0.00	0	0.00
37	APGVB	93	189.67	0	0.00	31	42.51	6.19	22	19.85
38	Telangana Grameena Bank	145	43.78	0	0.00	8	1.34	0.32	107	36.40
	REGIONAL RURAL BANKS TOTAL	238	233.45	0	0.00	39	43.85	6.51	129	56.25
39	Equitas Bank	0	0.00	0	0.00	0	0.00	0.00	0	0.00
	SMALL FINANCE BANKS TOTAL	0	0.00	0	0.00	0	0.00	0.00	0	0.00
40	APSFC	0	0.00	0	0.00	0	0.00	0.00	0	0.00
	OTHERS TOTAL	0	0.00	0	0.00	0	0.00	0.00	0	0.00
	GRAND TOTAL	15159	5730.10	2	0.08	1662	1214.59	519.50	10681	3885.21

Short Term crop Production Loans - Bankwise outstanding, overdues and NPAs as on 30.06.2020

(Rs. In lac)

Sl.No	Name of the Bank	Outstanding		Overdues			NPAs	
		No. of a/c	Amount	No. of a/c	Total Balance in overdue accounts	Actual overdue amount	No. of a/c	Amount
1	Bank Of Baroda	120822	120716.87	8460	6607.81	6607.81	3318	2587.06
2	Bank of India	16447	15736.62	2387	1833.00	1704.45	1918	1435.98
3	Bank of Maharashtra	16205	23579.92	4361	766.06	0.00	309	277.44
4	Canara Bank	415065	510637.01	40409	38797.16	29122.78	13385	10991.16
5	Central Bank of India	72257	67618.32	4669	3815.14	2581.44	4679	3512.48
6	Indian Bank	150307	434257.00	35167	34835.21	33905.21	4357	4484.76
7	Indian Overseas Bank	122287	80445.83	11401	5829.18	837.54	4510	2236.81
8	Punjab National Bank	28059	30661.65	5709	7025.11	2031.84	1458	1455.26
9	Punjab & Sind Bank	37	74.69	0	0.00	0.00	0	0.00
10	UCO Bank	13672	14440.00	2795	3147.00	3147.00	1832	1660.00
11	Union Bank Of India	905629	1004266.17	393210	399345.53	168079.74	37101	35995.47
12	State Bank of India	1163578	1513204.00	657789	659343.00	3017.00	233720	162053.00
	PUBLIC SECTOR BANKS TOTAL	3024365	3815638.08	1166357	1161344.20	251034.81	306587	226689.42
13	Axis Bank	4466	40396.08	0	0.00	0.00	150	897.03
14	Bhandhan Bank	0	0.00	0	0.00	0.00	0	0.00
15	CSB Bank	118	391.53	0	0.00	0.00	0	0.00
16	City Union Bank	6368	7810.78	1025	1013.77	948.83	6	5.96
17	DCB Bank	4612	8595.09	408	1339.75	117.64	12	683.21
18	Dhanalaxmi Bank	1004	4283.79	48	194.72	14.57	0	0.00
19	Federal Bank	4287	8563.00	3609	7345.00	7345.00	2	5.00
20	HDFC Bank	9976	93522.58	2622	18081.25	2757.98	286	1443.56
21	ICICI Bank	29337	123029.73	0	0.00	0.00	0	0.00
22	IDBI Bank	16031	29413.23	0	0.00	0.00	622	654.97
23	IDFC First Bank	37	1059.00	0	0.00	0.00	0	0.00
24	Indusind Bank	0	0.00	0	0.00	0.00	0	0.00
25	Jammu & Kashmir Bank	0	0.00	0	0.00	0.00	0	0.00
26	Karnataka Bank	1484	4037.25	44	157.52	157.52	44	157.52
27	Karur Vysya Bank	20790	60022.00	15	45.00	5.60	12	12.50
28	KBSLAB	1274	482.94	198	103.30	102.86	13	2.86
29	Laxmi Vilas Bank	9231	12833.20	6997	9382.05	368.36	4	3.17
30	RBL Bank	170	874.00	28	128.00	128.00	0	0.00
31	South Indian Bank	1630	2021.11	57	66.60	66.60	9	9.19
32	Kotak Mahindra Bank	1713	1576.92	1705	245.67	0.00	1705	245.67
33	Yes Bank	0	0.00	0	0.00	0.00	0	0.00
34	Tamilnadu Mer. Bank	1911	2023.19	0	0.00	0.00	0	0.00
	PRIVATE SECTOR BANKS TOTAL	114439	400935.42	16756	38102.63	12012.97	2865	4120.64
	COMMERCIAL BANKS TOTAL	3138804	4216573.50	1183113	1199446.83	263047.78	309452	230810.06
35	TS Co-op Apex Bank	873246	397660	36016	14389.55	14292.54	2128	2150.66
36	A P Mahesh Co-op Bank	0	0.00	0	0.00	0.00	0	0.00
	Co-OPERATIVE BANKS TOTAL	873246	397660.03	36016	14389.55	14292.54	2128	2150.66
37	APGVB	739764	630062.77	175694	90132.56	90132.56	7318	4209.57
38	Telangana Grameena Bank	504155	573702.60	97343	109776.71	77047.92	16726	8912.14
	REGIONAL RURAL BANKS TOTAL	1243919	1203765.37	273037	199909.27	167180.48	24044	13121.71
39	Equitas Bank	0	0.00	0	0.00	0.00	0	0.00
	SMALL FINANCE BANKS TOTAL	0	0.00	0	0.00	0.00	0	0.00
40	APSFC	0	0.00	0	0.00	0.00	0	0.00
	OTHERS TOTAL	0	0.00	0	0.00	0.00	0	0.00
	GRAND TOTAL	5255969	5817998.90	1492166	1413745.65	444520.80	335624	246082.43

Agriculture Term Loans including Allied activities - Bankwise outstanding, overdues and NPAs as on 30.06.2020

Sl.No	Name of the Bank	Outstanding		Overdues		NPAs		
		No. of a/c	Amount	No. of a/c	Total Balance in overdue accounts	Actual overdue amount	No. of a/c	Amount
1	Bank Of Baroda	10462	44362.45	503	3406.84	3406.84	1261	13288.66
2	Bank of India	9858	21180.52	879	2797.09	532.20	2604	4583.81
3	Bank of Maharashtra	773	15256.92	129	3059.00	14.00	250	1457.00
4	Canara Bank	40592	189638.99	23597	40356.59	23720.72	20678	31628.51
5	Central Bank of India	929	14940.28	539	1553.25	356.46	506	896.83
6	Indian Bank	5897	43033.00	89	321.00	19.00	45	88.00
7	Indian Overseas Bank	7751	82689.07	1253	6638.64	496.45	1050	6256.78
8	Punjab National Bank	11348	32955.49	479	6306.83	242.66	1576	1315.97
9	Punjab & Sind Bank	20	38.28	0	0.00	0.00	1	1.95
10	UCO Bank	1360	10856.00	582	1364.00	1364.00	143	988.00
11	Union Bank Of India	33951	186376.22	9668	50667.97	35042.66	3385	19117.24
12	State Bank of India	414126	620318.00	14845	13405.00	1111.00	45330	38186.00
	PUBLIC SECTOR BANKS TOTAL	537067	1261645.22	52563	129876.21	66305.99	76829	117808.75
13	Axis Bank	15289	59991.06	3206	23900.55	8668.48	109	498.55
14	Bhandhan Bank	728	107.61	0	0.00	0.00	0	0.00
15	CSB Bank	0	0.00	0	0.00	0.00	0	0.00
16	City Union Bank	123	8095.29	36	1984.04	476.91	5	21.75
17	DCB Bank	1108	4046.29	217	1214.31	385.75	105	965.14
18	Dhanalaxmi Bank	1	8.50	0	0.00	0.00	0	0.00
19	Federal Bank	97	1836.00	44	257.00	257.00	1	15.00
20	HDFC Bank	38378	260626.39	5933	22777.70	5194.10	655	3131.67
21	ICICI Bank	74553	111323.70	0	0.00	0.00	0	0.00
22	IDBI Bank	1764	3950.96	0	0.00	0.00	148	297.60
23	IDFC First Bank	1	101.00	0	0.00	0.00	0	0.00
24	Indusind Bank	27478	66990.49	0	0.00	0.00	1754	1531.01
25	Jammu & Kashmir Bank	1	121.00	0	0.00	0.00	0	0.00
26	Karnataka Bank	125	9921.01	5	930.10	930.10	5	930.10
27	Karur Vysya Bank	392	3275.00	4	36.00	3.90	2	31.50
28	KBSLAB	3387	1702.80	200	67.73	12.29	81	14.42
29	Laxmi Vilas Bank	4	127.26	0	0.00	0.00	1	71.40
30	RBL Bank	74	3065.00	48	86.24	86.24	8	38.00
31	South Indian Bank	26247	35669.02	904	1835.65	1146.42	2	4.30
32	Kotak Mahindra Bank	10629	81054.46	186	275.21	0.00	186	275.21
33	Yes Bank	200	39883.00	0	0.00	0.00	0	0.00
34	Tamilnadu Mer. Bank	787	4194.58	2	16.80	16.80	2	15.68
	PRIVATE SECTOR BANKS TOTAL	201366	696090.41	10785	53381.31	17177.99	3064	7841.33
	COMMERCIAL BANKS TOTAL	738433	1957735.62	63348	183257.52	83483.98	79893	125650.08
35	TS Co-op Apex Bank	180544	198042.07	29552	46786.44	31421.52	20551	20220.20
36	A P Mahesh Co-op Bank	0	0.00	0	0.00	0.00	0	0.00
	Co-OPERATIVE BANKS TOTAL	180544	198042.07	29552	46786.44	31421.52	20551	20220.20
37	APGVB	170782	385979.13	17906	18702.98	4247.16	4528	4660.62
38	Telangana Grameena Bank	31008	16178.27	2137	1229.13	246.92	4746	1846.53
	REGIONAL RURAL BANKS TOTAL	201790	402157.40	20043	19932.11	4494.08	9274	6507.15
39	Equitas Bank	92	124.00	22	43.00	45.00	3	2.00
	SMALL FINANCE BANKS TOTAL	92	124.00	22	43.00	45.00	3	2.00
40	APSFC	0	0.00	0	0.00	0.00	0	0.00
	OTHERS TOTAL	0	0.00	0	0.00	0.00	0	0.00
	GRAND TOTAL	1120859	2558059.09	112965	250019.07	119444.58	109721	152379.43

Agriculture & Allied - Indirect Loans - Bankwise outstanding, overdues and NPAs as on 30.06.2020

(Rs. In lac)

Sl.No	Name of the Bank	Outstanding		Overdues			NPAs	
		No. of a/c	Amount	No. of a/c	Total Balance in overdue accounts	Actual overdue amount	No. of a/c	Amount
1	Bank Of Baroda	0	0.00	0	0.00	0.00	0	0.00
2	Bank of India	0	0.00	0	0.00	0.00	0	0.00
3	Bank of Maharashtra	0	0.00	0	0.00	0.00	0	0.00
4	Canara Bank	5020	9565.24	1024	1248.00	1248.00	654	724.84
5	Central Bank of India	0	0.00	0	0.00	0.00	0	0.00
6	Indian Bank	0	0.00	0	0.00	0.00	0	0.00
7	Indian Overseas Bank	0	0.00	0	0.00	0.00	0	0.00
8	Punjab National Bank	232	1052872.32	2	1.79	0.02	7	6963.57
9	Punjab & Sind Bank	0	0.00	0	0.00	0.00	0	0.00
10	UCO Bank	0	0.00	0	0.00	0.00	0	0.00
11	Union Bank Of India	106	45822.55	45	19393.71	13753.24	4	5614.67
12	State Bank of India	6726	46189.00	853	18394.00	0.00	184	114.00
	PUBLIC SECTOR BANKS TOTAL	12084	1154449.11	1924	39037.50	15001.26	849	13417.08
13	Axis Bank	0	0.00	0	0.00	0.00	0	0.00
14	Bhandhan Bank	0	0.00	0	0.00	0.00	0	0.00
15	CSB Bank	0	0.00	0	0.00	0.00	0	0.00
16	City Union Bank	0	0.00	0	0.00	0.00	0	0.00
17	DCB Bank	266	1085.66	80	305.88	3.56	0	0.00
18	Dhanalaxmi Bank	0	0.00	0	0.00	0.00	0	0.00
19	Federal Bank	0	0.00	0	0.00	0.00	0	0.00
20	HDFC Bank	0	0.00	0	0.00	0.00	0	0.00
21	ICICI Bank	0	0.00	0	0.00	0.00	0	0.00
22	IDBI Bank	14	0.00	0	0.00	0.00	0	0.00
23	IDFC First Bank	0	0.00	0	0.00	0.00	0	0.00
24	Indusind Bank	0	0.00	0	0.00	0.00	0	0.00
25	Jammu & Kashmir Bank	0	0.00	0	0.00	0.00	0	0.00
26	Karnataka Bank	0	0.00	0	0.00	0.00	0	0.00
27	Karur Vysya Bank	6585	26500.00	18	54.00	54.00	12	225.00
28	KBSLAB	0	0.00	0	0.00	0.00	0	0.00
29	Laxmi Vilas Bank	0	0.00	0	0.00	0.00	0	0.00
30	RBL Bank	0	0.00	0	0.00	0.00	0	0.00
31	South Indian Bank	0	0.00	0	0.00	0.00	0	0.00
32	Kotak Mahindra Bank	0	0.00	0	0.00	0.00	0	0.00
33	Yes Bank	0	0.00	0	0.00	0.00	0	0.00
34	Tamilnadu Mer. Bank	0	0.00	0	0.00	0.00	0	0.00
	PRIVATE SECTOR BANKS TOTAL	6865	27585.66	98	359.88	57.56	12	225.00
	COMMERCIAL BANKS TOTAL	18949	1182034.77	2022	39397.38	15058.82	861	13642.08
35	TS Co-op Apex Bank	3768	13043.76	2867	8709.92	4876.68	1571	3952.20
36	A P Mahesh Co-op Bank	0	0.00	0	0.00	0.00	0	0.00
	Co-OPERATIVE BANKS TOTAL	3768	13043.76	2867	8709.92	4876.68	1571	3952.20
37	APGVB	0	0.00	0	0.00	0.00	0	0.00
38	Telangana Grameena Bank	0	0.00	0	0.00	0.00	0	0.00
	REGIONAL RURAL BANKS TOTAL	0	0.00	0	0.00	0.00	0	0.00
39	Equitas Bank	0	0.00	0	0.00	0.00	0	0.00
	SMALL FINANCE BANKS TOTAL	0	0.00	0	0.00	0.00	0	0.00
40	APSFC	0	0.00	0	0.00	0.00	0	0.00
	OTHERS TOTAL	0	0.00	0	0.00	0.00	0	0.00
	GRAND TOTAL	22717	1195078.53	4889	48107.30	19935.50	2432	17594.28

Total Agriculture Advances - Bankwise outstanding, overdues and NPAs as on 30.06.2020

(Rs. In lac)

Sl.No	Name of the Bank	Outstanding		Overdues			NPAs	
		No. of a/c	Amount	No. of a/c	Total Balance in overdue accounts	Actual overdue amount	No. of a/c	Amount
1	Bank Of Baroda	131284	165079.32	8963	10014.65	10014.65	4579	15875.72
2	Bank of India	26305	36917.14	3266	4630.09	2236.65	4522	6019.79
3	Bank of Maharashtra	16978	38836.84	4490	3825.06	14.00	559	1734.44
4	Canara Bank	455657	700276.00	64006	79153.75	52843.50	34063	42619.67
5	Central Bank of India	73186	82558.60	5208	5368.39	2937.90	5185	4409.31
6	Indian Bank	156204	477290.00	35256	35156.21	33924.21	4402	4572.76
7	Indian Overseas Bank	130038	163134.90	12654	12467.82	1333.99	5560	8493.59
8	Punjab National Bank	39407	63617.14	6188	13331.94	2274.50	3034	2771.23
9	Punjab & Sind Bank	57	112.97	0	0.00	0.00	1	1.95
10	UCO Bank	15032	25296.00	3377	4511.00	4511.00	1975	2648.00
11	Union Bank Of India	939580	1190642.39	402878	450013.50	203122.40	40486	55112.71
12	State Bank of India	1577704	2133522.00	672634	672748.00	4128.00	279050	200239.00
	PUBLIC SECTOR BANKS TOTAL	3561432	5077283.30	1218920	1291220.41	317340.80	383416	344498.17
13	Axis Bank	19755	100387.15	3206	23900.55	8668.48	259	1395.57
14	Bhandhan Bank	728	107.61	0	0.00	0.00	0	0.00
15	CSB Bank	118	391.53	0	0.00	0.00	0	0.00
16	City Union Bank	6491	15906.07	1061	2997.81	1425.74	11	27.71
17	DCB Bank	5720	12641.38	625	2554.06	503.39	117	1648.35
18	Dhanalaxmi Bank	1005	4292.29	48	194.72	14.57	0	0.00
19	Federal Bank	4384	10399.00	3653	7602.00	7602.00	3	20.00
20	HDFC Bank	48354	354148.97	8555	40858.95	7952.08	941	4575.23
21	ICICI Bank	103890	234353.43	0	0.00	0.00	0	0.00
22	IDBI Bank	17795	33364.19	0	0.00	0.00	770	952.57
23	IDFC First Bank	38	1160.00	0	0.00	0.00	0	0.00
24	Indusind Bank	27478	66990.49	0	0.00	0.00	1754	1531.01
25	Jammu & Kashmir Bank	1	121.00	0	0.00	0.00	0	0.00
26	Karnataka Bank	1609	13958.26	49	1087.62	1087.62	49	1087.62
27	Karur Vysya Bank	21182	63297.00	19	81.00	9.50	14	44.00
28	KBSLAB	4661	2185.73	398	171.03	115.15	94	17.28
29	Laxmi Vilas Bank	9235	12960.46	6997	9382.05	368.36	5	74.58
30	RBL Bank	244	3939.00	76	214.24	214.24	8	38.00
31	South Indian Bank	27877	37690.13	961	1902.25	1213.02	11	13.49
32	Kotak Mahindra Bank	12342	82631.38	1891	520.88	0.00	1891	520.88
33	Yes Bank	200	39883.00	0	0.00	0.00	0	0.00
34	Tamilnadu Mer. Bank	2698	6217.77	2	16.80	16.80	2	15.68
	PRIVATE SECTOR BANKS TOTAL	315805	1097025.83	27541	91483.95	29190.96	5929	11961.97
	COMMERCIAL BANKS TOTAL	3877237	6174309.13	1246461	1382704.35	346531.76	389345	356460.14
35	TS Co-op Apex Bank	1053790	595702.10	65568	61175.99	45714.06	22679	22370.86
36	A P Mahesh Co-op Bank	0	0.00	0	0.00	0.00	0	0.00
	Co-OPERATIVE BANKS TOTAL	1053790	595702.10	65568	61175.99	45714.06	22679	22370.86
37	APGVB	910546	1016041.90	193600	108835.54	94379.72	11846	8870.19
38	Telangana Grameena Bank	535163	589880.87	99480	111005.84	77294.84	21472	10758.67
	REGIONAL RURAL BANKS TOTAL	1445709	1605922.77	293080	219841.38	171674.56	33318	19628.86
39	Equitas Bank	92	124.00	22	43.00	45.00	3	2.00
	SMALL FINANCE BANKS TOTAL	92	124.00	22	43.00	45.00	3	2.00
40	APSFC	0	0.00	0	0.00	0.00	0	0.00
	OTHERS TOTAL	0	0.00	0	0.00	0.00	0	0.00
	GRAND TOTAL	6376828	8376058.00	1605131	1663764.72	563965.38	445345	398461.86

Micro & Small, Medium Enterprises: Bank wise outstanding, disbursements, overdues & NPAs as on 30.06.2020

(Rs. In lac)

Sl.No	Name of the Bank	Outstanding		Disbursements(from 01.04.2020 to 30.06.2020)		Overdues			NPAs	
		No. of a/c	Amount	No. of a/c	Amount	No. of a/c	Total Balance in overdue accounts	Actual overdue amount	No. of a/c	Amount
1	Bank Of Baroda	18847	181622.52	3250	25045.12	1314	7424.78	7424.78	3345	33695.78
2	Bank of India	17864	150670.05	677	2535.00	3437	24073.91	2329.88	4363	61393.53
3	Bank of Maharashtra	3044	72373.39	798	17340.43	383	24260.00	0.00	431	6311.80
4	Canara Bank	72034	420673.58	18055	121015.88	6329	71842.70	14052.68	4204	45693.26
5	Central Bank of India	5718	29950.20	267	6237.24	2693	11807.56	8187.03	1949	9642.06
6	Indian Bank	31420	165327.00	3207	8631.10	4933	13619.00	301.00	1268	1279.00
7	Indian Overseas Bank	15900	141258.63	89	223.63	1687	10832.87	1164.75	3499	19911.46
8	Punjab National Bank	16225	156137.10	2886	15372.56	1145	22610.23	1004.39	1185	16644.73
9	Punjab & Sind Bank	266	3895.88	10	7.89	0	0.00	0.00	0	0.00
10	UCO Bank	11620	83404.00	1043	1188.00	791	44309.00	44309.00	778	27507.00
11	Union Bank Of India	107593	998721.21	18784	463074.41	31404	330587.39	237734.36	18884	123037.19
12	State Bank of India	111117	1202244.00	26908	441867.00	8952	63672.00	16693.00	39657	157754.00
	PUBLIC SECTOR BANKS TOTAL	411648	3606278	75974	1102538.26	63068	625039.44	333200.87	79563	502869.81
13	Axis Bank	10610	241060.61	61	4722.43	4195	87035.15	14507.76	81	1590.42
14	Bhandhan Bank	22285	4299.81	2145	582.47	0	0.00	0.00	0	0.00
15	CSB Bank	31	1412.93	0	0.00	0	0.00	0.00	0	0.00
16	City Union Bank	1007	58965.56	215	5307.17	141	8704.46	2386.41	31	1820.23
17	DCB Bank	1786	41267.35	25	293.27	353	8077.21	145.33	21	194.76
18	Dhanalaxmi Bank	49	1802.31	4	26.95	1	19.98	19.98	3	658.02
19	Federal Bank	198	14607.00	110	12683.00	65	4731.00	4731.00	36	1476.00
20	HDFC Bank	79698	589546.85	3614	60530.97	6980	53191.47	5020.63	1038	7395.36
21	ICICI Bank	26097	507379.34	2744	226630.35	0	0.00	0.00	611	6173.38
22	IDBI Bank	8889	64536.63	1713	4604.68	0	0.00	0.00	537	9096.27
23	IDFC First Bank	680	17405.00	39	2776.00	0	0.00	0.00	0	0.00
24	Indusind Bank	29499	145720.75	540	2375.90	0	0.00	0.00	1408	12834.77
25	Jammu & Kashmir Bank	231	1440.00	44	44.00	51	277.00	277.00	51	277.00
26	Karnataka Bank	1189	49995.66	130	7231.42	164	2777.28	2777.28	164	2777.28
27	Karur Vysya Bank	3890	118616.00	270	6609.00	105	3164.00	186.80	47	2339.00
28	KBSLAB	8442	3872.69	652	487.00	439	207.66	94.06	264	91.52
29	Laxmi Vilas Bank	1187	23161.62	232	1013.97	157	5063.71	1615.15	46	1017.37
30	RBL Bank	4577	50406.00	153	1833.00	2283	4088.00	4088.00	351	1416.00
31	South Indian Bank	1006	50534.39	243	5057.01	394	15608.93	275.43	64	5799.09
32	Kotak Mahindra Bank	8026	201329.67	299	15822.29	234	3061.53	0.00	234	3061.53
33	Yes Bank	7273	153714.00	452	40318.00	0	0.00	0.00	88	2661.00
34	Tamilnadu Mer. Bank	821	13245.07	640	10203.75	15	2423.45	2423.45	15	2332.86
	PRIVATE SECTOR BANKS TOTAL	217471	2354319	14325	409152.64	15577	198430.83	38548.28	5090	63011.87
	COMMERCIAL BANKS TOTAL	629119	5960597	90299	1511690.89	78645	823470.27	371749.15	84653	565881.68
35	TS Co-op Apex Bank	11232	16870.74	329	1183.46	215	217.65	117.37	155	178.67
36	A P Mahesh Co-op Bank	7154	60294.37	1755	18434.45	89	4188.57	513.65	135	3373.25
	Co-OPERATIVE BANKS TOTAL	18386	77165.11	2084	19617.91	304	4406.22	631.02	290	3551.92
37	APGVB	64139	88534.19	2965	4900.94	7481	5769.43	957.18	6724	2684.95
38	Telangana Grameena Bank	49155	57632.45	1532	4213.01	9066	11789.88	858.63	9189	2712.85
	REGIONAL RURAL BANKS TOTAL	113294	146166.64	4497	9113.95	16547	17559.31	1815.81	15913	5397.80
39	Equitas Bank	3092	16308.00	100	836.00	1237	6963.00	7099.00	82	378.00
	SMALL FINANCE BANKS TOTAL	3092	16308.00	100	836.00	1237	6963.00	7099.00	82	378.00
40	APSFC	1140	83166.05	5	262.55	389	55459.89	6094.60	131	7461.37
	OTHERS TOTAL	1140	83166.05	5	262.55	389	55459.89	6094.60	131	7461.37
	GRAND TOTAL	765031	6283402.60	96985	1541521.30	97122	907858.69	387389.58	101069	582670.77

Others' under Priority Sector Advances - Bank wise outstanding, overdues & NPAs as on 30.06.2020

(Rs. In lac)

Sl.No	Name of the Bank	Outstanding		Overdues			NPAs	
		No. of a/c	Amount	No. of a/c	Total Balance in overdue accounts	Actual overdue amount	No. of a/c	Amount
1	Bank Of Baroda	27008	673103.21	938	8212.00	8212.00	2204	58534.04
2	Bank of India	6965	73307.28	1032	10040.00	1017.00	595	1082.86
3	Bank of Maharashtra	5258	92095.47	1155	1988.54	0.00	90	117.71
4	Canara Bank	28550	144505.17	9797	51839.52	42480.38	8021	40507.07
5	Central Bank of India	6708	91944.11	1811	9626.65	1115.95	1318	1130.56
6	Indian Bank	5828	278987.00	711	1121.00	286.00	56	198.00
7	Indian Overseas Bank	8993	97327.08	719	4754.17	202.19	531	4523.17
8	Punjab National Bank	8938	83470.91	372	2267.81	31.23	190	422.36
9	Punjab & Sind Bank	377	6078.25	0	0.00	0.00	10	96.07
10	UCO Bank	3430	26961.00	604	2854.00	2854.00	445	2612.00
11	Union Bank Of India	43742	373736.63	10163	53704.93	12910.38	30394	7398.45
12	State Bank of India	114905	1252765.00	7609	55656.00	17047.00	2559	11746.00
	PUBLIC SECTOR BANKS TOTAL	260702	3194281.10	34911	202064.62	86156.13	46413	128368.29
13	Axis Bank	9082	56207.80	3562	8471.15	495.06	724	1576.34
14	Bhandhan Bank	347	30070	0	0.00	0.00	0	0.00
15	CSB Bank	30	500.57	0	0.00	0.00	0	0.00
16	City Union Bank	333	2802.99	9	91.69	5.50	9	57.79
17	DCB Bank	1129	15270.53	158	2014.28	23.37	5	38.87
18	Dhanalaxmi Bank	180	1985.28	59	720.72	5.67	4	14.02
19	Federal Bank	1038	10088.00	140	871.00	871.00	35	261.00
20	HDFC Bank	22131	212275.49	530	713.67	403.64	69	72.89
21	ICICI Bank	13471	155153.70	0	0.00	0.00	0	0.00
22	IDBI Bank	10312	116338.69	0	0.00	0.00	103	744.54
23	IDFC First Bank	305	4997.00	0	0.00	0.00	0	0.00
24	Indusind Bank	689	7116.53	0	0.00	0.00	0	0.00
25	Jammu & Kashmir Bank	79	1144.00	3	36.00	36.00	3	36.00
26	Karnataka Bank	1862	30167.14	45	281.81	281.81	45	281.81
27	Karur Vysya Bank	3277	23588.00	7	23.00	3.50	6	59.12
28	KBSLAB	115	259.18	9	9.30	0.72	1	0.21
29	Laxmi Vilas Bank	236	1909.39	27	184.91	12.36	38	107.81
30	RBL Bank	32	246.00	8	15.00	15.00	2	13.00
31	South Indian Bank	660	7783.32	125	1421.00	23.72	19	179.82
32	Kotak Mahindra Bank	603	1010.80	189	216.90	0.00	189	216.90
33	Yes Bank	1380	13024.00	0	0.00	0.00	2	52.00
34	Tamilnadu Mer. Bank	157	1644.81	0	0.00	0.00	0	0.00
	PRIVATE SECTOR BANKS TOTAL	67448	693583.58	4871	15070.45	2177.35	1254	3712.12
	COMMERCIAL BANKS TOTAL	328150	3887864.69	39782	217135.06	88333.48	47667	132080.41
35	TS Co-op Apex Bank	105104	128537.88	5428	6796.67	3962.23	1807	4004.79
36	A P Mahesh Co-op Bank	2143	11820.76	83	2147.02	263.31	27	214.80
	Co-OPERATIVE BANKS TOTAL	107247	140358.64	5511	8943.69	4225.54	1834	4219.59
37	APGVB	24195	197682.24	2859	8705.10	935.91	1469	2977.78
38	Telangana Grameena Bank	8451	71143.91	979	9926.60	159.66	1265	1423.59
	REGIONAL RURAL BANKS TOTAL	32646	268826.15	3838	18631.70	1095.57	2734	4401.37
39	Equitas Bank	60	915.00	18	268.00	268.00	0	0.00
	SMALL FINANCE BANKS TOTAL	60	915.00	18	268.00	268.00	0	0.00
40	APSFC	0	0.00	0	0.00	0.00	0	0.00
	OTHERS TOTAL	0	0.00	0	0.00	0.00	0	0.00
	GRAND TOTAL	468103	4297964.48	49149	244978.45	93922.59	52235	140701.37

Total Priority Sector Advances - Bank wise outstanding, overdues & NPAs as on 30.06.2020

(Rs. In lac)

Sl.No	Name of the Bank	Outstanding		Overdues			NPAs	
		No. of a/c	Amount	No. of a/c	Total Balance in overdue accounts	Actual overdue amount	No. of a/c	Amount
1	Bank Of Baroda	177139	1019805.05	11215	25651.43	25651.43	10128	108105.54
2	Bank of India	51137	260906.51	7735	38744.00	5583.53	9480	68496.18
3	Bank of Maharashtra	25283	214459.14	6028	30073.60	14.00	1080	8163.94
4	Canara Bank	556241	1265454.75	80132	202835.97	109376.56	46288	128820.00
5	Central Bank of India	85612	204452.91	9712	26802.60	12240.88	8452	15181.93
6	Indian Bank	193452	921604.00	40900	49896.21	34511.21	5726	6049.76
7	Indian Overseas Bank	154931	401720.61	15060	28054.86	2700.93	9590	32928.22
8	Punjab National Bank	64575	303225.15	7705	38209.98	3310.12	4409	19838.32
9	Punjab & Sind Bank	700	10087.10	0	0.00	0.00	11	98.02
10	UCO Bank	30082	135661.00	4772	51674.00	51674.00	3198	32767.00
11	Union Bank Of India	1090915	2563100.22	444445	834305.82	453767.14	89764	185548.35
12	State Bank of India	1803744	4603927.00	689195	792076.00	37868.00	321266	369739.00
	PUBLIC SECTOR BANKS TOTAL	4233811	11904403.44	1316899	2118324.47	736697.80	509392	975736.26
13	Axis Bank	39447	397655.56	10963	119406.85	23671.31	1064	4562.33
14	Bhandhan Bank	23360	34477.78	0	0.00	0.00	0	0.00
15	CSB Bank	179	2305.03	0	0.00	0.00	0	0.00
16	City Union Bank	7831	77674.62	1211	11793.96	3817.65	51	1905.73
17	DCB Bank	8635	69179.27	1136	12645.56	672.09	143	1881.99
18	Dhanalaxmi Bank	1234	8079.88	108	935.42	40.22	7	672.04
19	Federal Bank	5620	35094.00	3858	13204.00	13204.00	74	1757.00
20	HDFC Bank	150183	1155971.31	16065	94764.09	13376.35	2048	12043.48
21	ICICI Bank	143458	896886.47	0	0.00	0.00	611	6173.38
22	IDBI Bank	36996	214239.51	0	0.00	0.00	1410	10793.38
23	IDFC First Bank	1023	23562.00	0	0.00	0.00	0	0.00
24	Indusind Bank	57666	219827.77	0	0.00	0.00	3162	14365.78
25	Jammu & Kashmir Bank	311	2705.00	54	313.00	313.00	54	313.00
26	Karnataka Bank	4660	94121.06	258	4146.71	4146.71	258	4146.71
27	Karur Vysya Bank	28370	209419.00	131	3268.00	199.80	67	2442.12
28	KBSLAB	13218	6317.61	846	387.99	209.94	359	109.01
29	Laxmi Vilas Bank	10658	38031.47	7181	14630.67	1995.87	89	1199.76
30	RBL Bank	4854	56003.00	2368	5729.24	5729.24	361	1467.00
31	South Indian Bank	29543	96007.84	1480	18932.18	1512.17	94	5992.40
32	Kotak Mahindra Bank	20973	285474.71	2314	3799.31	0.00	2314	3799.32
33	Yes Bank	8853	206621.00	0	0.00	0.00	90	2713.00
34	Tamilnadu Mer. Bank	3676	21107.65	17	2440.25	2440.25	17	2348.54
	PRIVATE SECTOR BANKS TOTAL	600748	4150761.53	47990	306397.22	71328.59	12273	78685.97
	COMMERCIAL BANKS TOTAL	4834559	16055164.97	1364889	2424721.69	808026.39	521665	1054422.23
35	TS Co-op Apex Bank	1170126	741110.72	71211	68190.31	49793.66	24641	26554.32
36	A P Mahesh Co-op Bank	9297	72115.13	172	6335.59	776.96	162	3588.05
	Co-OPERATIVE BANKS TOTAL	1179423	813225.85	71383	74525.90	50570.62	24803	30142.37
37	APGVB	998880	1302258.33	203940	123310.07	96272.81	20039	14532.92
38	Telangana Grameena Bank	592769	718657.23	109525	132722.32	78313.13	31926	14895.11
	REGIONAL RURAL BANKS TOTAL	1591649	2020915.56	313465	256032.39	174585.94	51965	29428.03
39	Equitas Bank	3244	17347.00	1277	7274.00	7412.00	85	380.00
	SMALL FINANCE BANKS TOTAL	3244	17347.00	1277	7274.00	7412.00	85	380.00
40	APSFC	1140	83166.05	389	55459.89	6094.60	131	7461.37
	OTHERS TOTAL	1140	83166.05	389	55459.89	6094.60	131	7461.37
	GRAND TOTAL	7610015	18989819.43	1751403	2818013.87	1046689.55	598649	1121834.00

Non-Priority Sector Advances - Bank wise outstanding, overdues & NPAs as on 30.06.2020 (Rs. In lac)

Sl.No	Name of the Bank	Outstanding		Overdues			NPAs	
		No. of a/c	Amount	No. of a/c	Total Balance in overdue accounts	Actual overdue amount	No. of a/c	Amount
1	Bank Of Baroda	16195	1160987.15	1026	11945.74	11945.74	1106	343990.39
2	Bank of India	19540	2169858.49	0	0.00	0.00	0	0.00
3	Bank of Maharashtra	8156	135726.41	1839	6271.36	0.00	116	6193.50
4	Canara Bank	155750	2601138.66	10270	131181.01	7391.20	4126	776030.31
5	Central Bank of India	29213	658417.14	3627	333815.43	158125.50	2659	322688.31
6	Indian Bank	24814	948789.00	472	44373.00	350.00	104	2389.00
7	Indian Overseas Bank	27854	989886.06	4586	152031.27	3371.36	4701	220982.05
8	Punjab National Bank	23172	2845294.37	1307	493834.41	2538.54	275	411372.49
9	Punjab & Sind Bank	591	297717.23	0	0.00	0.00	54	6356.93
10	UCO Bank	5746	497052.00	0	0.00	0.00	0	0.00
11	Union Bank Of India	287586	5562538.90	14971	1337279.66	1162595.76	4733	1146616.18
12	State Bank of India	287490	7524433.00	18405	294239.00	14764.00	2936	1438462.00
	PUBLIC SECTOR BANKS TOTAL	886107	25391838.41	56503	2804970.88	1361082.10	20810	4675081.16
13	Axis Bank	146202	2487781.21	0	0.00	0.00	822	87212.26
14	Bhandhan Bank	335	4465.75	0	0.00	0.00	0	0.00
15	CSB Bank	8128	21132.23	0	0.00	0.00	0	0.00
16	City Union Bank	5532	116168.56	238	22965.25	5862.05	41	5719.86
17	DCB Bank	7656	104793.64	1206	17164.63	459.54	45	920.53
18	Dhanalaxmi Bank	1747	12454.30	55	1376.82	9.51	81	2044.46
19	Federal Bank	22158	186003.00	7676	17447.00	17447.00	138	3755.00
20	HDFC Bank	2050111	4040692.31	774686	649826.95	67497.84	26395	57635.64
21	ICICI Bank	738943	2526202.69	0	0.00	0.00	0	0.00
22	IDBI Bank	9968	418020.40	0	0.00	0.00	838	145276.16
23	IDFC First Bank	337822	319614.00	0	0.00	0.00	0	0.00
24	Indusind Bank	186419	807784.41	0	0.00	0.00	0	0.00
25	Jammu & Kashmir Bank	656	34852.00	93	30446.00	30446.00	93	30446.00
26	Karnataka Bank	4913	208230.12	143	8430.67	8430.67	143	8430.67
27	Karur Vysya Bank	24593	185474.00	168	1854.00	50.12	10	140.00
28	KBSLAB	5246	2946.49	91	108.91	59.41	52	5.63
29	Laxmi Vilas Bank	3905	82909.81	338	18428.76	3673.76	164	38700.12
30	RBL Bank	6838	151169.00	3277	18268.00	18268.00	235	2205.00
31	South Indian Bank	27501	205260.72	1691	16991.70	5946.38	75	54488.66
32	Kotak Mahindra Bank	53825	561894.49	5787	30235.47	0.00	5787	30235.47
33	Yes Bank	64666	910546.00	0	0.00	0.00	618	44852.00
34	Tamilnadu Mer. Bank	1545	31755.10	53	6778.51	6778.51	53	6577.93
	PRIVATE SECTOR BANKS TOTAL	3708709	13420150.23	795502	840322.67	164928.79	35590	518645.39
	COMMERCIAL BANKS TOTAL	4594816	38811988.64	852005	3645293.55	1526010.89	56400	5193726.55
35	TS Co-op Apex Bank	157458	257294.66	10808	19170.62	4916.96	4782	6559.30
36	A P Mahesh Co-op Bank	2321	60231.43	256	11486.25	1645.23	303	713.52
	Co-OPERATIVE BANKS TOTAL	159779	317526.09	11064	30656.87	6562.19	5085	7272.82
37	APGVB	72382	159112.83	989	2672.02	265.06	756	558.49
38	Telangana Grameena Bank	94833	123079.81	2118	5616.16	1028.07	1226	2038.67
	REGIONAL RURAL BANKS TOTAL	167215	282192.64	3107	8288.18	1293.13	1982	2597.16
39	Equitas Bank	292	8781.00	116	4765.00	4770.00	9	42.00
	SMALL FINANCE BANKS TOTAL	292	8781.00	116	4765.00	4770.00	9	42.00
40	APSFC	23	6249.18	13	6094.42	1742.98	6	1519.32
	OTHERS TOTAL	23	6249.18	13	6094.42	1742.98	6	1519.32
	GRAND TOTAL	4922125	39426737.55	866305	3695098.02	1540379.19	63482	5205157.85

Total Advances - Bank wise outstanding, overdues & NPAs as on 30.06.2020

(Rs. In lac)

Sl.No	Name of the Bank	Outstanding		Overdues			NPAs	
		No. of a/c	Amount	No. of a/c	Total Balance in overdue accounts	Actual overdue amount	No. of a/c	Amount
1	Bank Of Baroda	193334	2180792.20	12241	37597.17	37597.17	11234	452095.93
2	Bank of India	70677	2430765.00	7735	38744.00	5583.53	9480	68496.18
3	Bank of Maharashtra	33439	350185.55	7867	36344.96	14.00	1196	14357.44
4	Canara Bank	711991	3866593.41	90402	334016.98	116767.76	50414	904850.31
5	Central Bank of India	114825	862870.05	13339	360618.03	170366.38	11111	337870.24
6	Indian Bank	218266	1870393.00	41372	94269.21	34861.21	5830	8438.76
7	Indian Overseas Bank	182785	1391606.67	19646	180086.13	6072.29	14291	253910.27
8	Punjab National Bank	87747	3148519.52	9012	532044.39	5848.66	4684	431210.81
9	Punjab & Sind Bank	1291	307804.33	0	0.00	0.00	65	6454.95
10	UCO Bank	35828	632713.00	4772	51674.00	51674.00	3198	32767.00
11	Union Bank Of India	1378501	8125639.12	459416	2171585.48	1616362.90	94497	1332164.53
12	State Bank of India	2091234	12128360.00	707600	1086315.00	52632.00	324202	1808201.00
	PUBLIC SECTOR BANKS TOTAL	5119918	37296241.85	1373401	4923295.35	2097779.90	530202	5650817.42
13	Axis Bank	185649	2885436.77	10963	119406.85	23671.31	1886	91774.59
14	Bhandhan Bank	23695	38943.52	0	0.00	0.00	0	0.00
15	CSB Bank	8307	23437.26	0	0.00	0.00	0	0.00
16	City Union Bank	13363	193843.18	1449	34759.21	9679.70	92	7625.59
17	DCB Bank	16291	173972.90	2342	29810.19	1131.63	188	2802.52
18	Dhanalaxmi Bank	2981	20534.18	163	2312.24	49.73	88	2716.50
19	Federal Bank	27778	221097.00	11534	30651.00	30651.00	212	5512.00
20	HDFC Bank	2200294	5196663.62	790751	744591.04	80874.19	28443	69679.12
21	ICICI Bank	882401	3423089.16	0	0.00	0.00	611	6173.38
22	IDBI Bank	46964	632259.91	0	0.00	0.00	2248	156069.54
23	IDFC First Bank	338845	343176.00	0	0.00	0.00	0	0.00
24	Indusind Bank	244085	1027612.18	0	0.00	0.00	3162	14365.78
25	Jammu & Kashmir Bank	967	37557.00	147	30759.00	30759.00	147	30759.00
26	Karnataka Bank	9573	302351.18	401	12577.38	12577.38	401	12577.38
27	Karur Vysya Bank	52963	394893.00	299	5122.00	249.92	77	2582.12
28	KBSLAB	18464	9264.10	937	496.90	269.35	411	114.64
29	Laxmi Vilas Bank	14563	120941.28	7519	33059.42	5669.64	253	39899.88
30	RBL Bank	11692	207172.00	5645	23997.24	23997.24	596	3672.00
31	South Indian Bank	57044	301268.56	3171	35923.88	7458.55	169	60481.06
32	Kotak Mahindra Bank	74798	847369.21	8101	34034.78	0.00	8101	34034.79
33	Yes Bank	73519	1117167.00	0	0.00	0.00	708	47565.00
34	Tamilnadu Mer. Bank	5221	52862.75	70	9218.76	9218.76	70	8926.47
	PRIVATE SECTOR BANKS TOTAL	4309457	17570911.76	843492	1146719.89	236257.39	47863	597331.36
	COMMERCIAL BANKS TOTAL	9429375	54867153.62	2216893	6070015.24	2334037.29	578065	6248148.78
35	TS Co-op Apex Bank	1327584	998405.38	82019	87360.93	54710.62	29423	33113.62
36	A P Mahesh Co-op Bank	11618	132346.56	428	17821.84	2422.19	465	4301.57
	Co-OPERATIVE BANKS TOTAL	1339202	1130751.94	82447	105182.77	57132.81	29888	37415.19
37	APGVB	1071262	1461371.16	204929	125982.09	96537.87	20795	15091.41
38	Telangana Grameena Bank	687602	841737.04	111643	138338.48	79341.20	33152	16933.78
	REGIONAL RURAL BANKS TOTAL	1758864	2303108.20	316572	264320.57	175879.07	53947	32025.19
39	Equitas Bank	3536	26128.00	1393	12039.00	12182.00	94	422.00
	SMALL FINANCE BANKS TOTAL	3536	26128.00	1393	12039.00	12182.00	94	422.00
40	APSFC	1163	89415.23	402	61554.31	7837.58	137	8980.69
	OTHERS TOTAL	1163	89415.23	402	61554.31	7837.58	137	8980.69
	GRAND TOTAL	12532140	58416556.99	2617707	6513111.89	2587068.75	662131	6326991.85

Education Loans (Priority)- Bank wise outstanding, overdues & NPAs as on 30.06.2020

Sl.No	Name of the Bank	Outstanding		Overdues			NPAs	
		No. of a/c	Amount	No. of a/c	Total Balance in overdue accounts	Actual overdue amount	No. of a/c	Amount
1	Bank Of Baroda	3124	18843.34	187	1210.56	1210.56	274	460.07
2	Bank of India	1033	5739.65	160	850.00	95.00	71	181.36
3	Bank of Maharashtra	455	12032.59	141	242.46	0.00	7	13.37
4	Canara Bank	7952	40307.48	2722	10402.79	9189.44	2418	8958.26
5	Central Bank of India	1291	8786.73	262	290.76	176.89	138	288.96
6	Indian Bank	942	25449.12	92	473.00	75.00	29	96.00
7	Indian Overseas Bank	1853	7135.74	343	1268.52	113.54	160	470.52
8	Punjab National Bank	2525	15433.76	31	274.26	11.31	67	213.29
9	Punjab & Sind Bank	31	217.87	0	0.00	0.00	1	6.41
10	UCO Bank	831	1994.00	370	738.00	738.00	258	659.00
11	Union Bank Of India	5363	22588.28	1002	3426.39	2450.51	1292	903.89
12	State Bank of India	23171	125673.00	1536	6038.00	1532.00	832	2062.00
	PUBLIC SECTOR BANKS TOTAL	48571	284201.56	6846	25214.74	15592.25	5547	14313.13
13	Axis Bank	1807	10498.38	431	2507.56	151.69	36	81.07
14	Bhandhan Bank	0	0.00	0	0.00	0.00	0	0.00
15	CSB Bank	7	24.85	0	0.00	0.00	0	0.00
16	City Union Bank	27	143.08	3	30.35	0.61	1	0.00
17	DCB Bank	70	136.44	18	44.43	3.83	2	5.79
18	Dhanalaxmi Bank	13	49.45	0	0.00	0.00	0	0.00
19	Federal Bank	26	73.00	3	8.00	8.00	2	2.00
20	HDFC Bank	128	308.74	14	32.48	0.88	1	1.72
21	ICICI Bank	587	2644.92	0	0.00	0.00	0	0.00
22	IDBI Bank	1402	9053.45	0	0.00	0.00	14	63.36
23	IDFC First Bank	0	0.00	0	0.00	0.00	0	0.00
24	Indusind Bank	0	0.00	0	0.00	0.00	0	0.00
25	Jammu & Kashmir Bank	19	111.00	0	0.00	0.00	0	0.00
26	Karnataka Bank	61	315.70	2	4.09	4.09	2	4.09
27	Karur Vysya Bank	144	599.00	2	5.00	1.00	2	2.12
28	KBSLAB	0	0.00	0	0.00	0.00	0	0.00
29	Laxmi Vilas Bank	8	75.58	3	20.35	3.15	0	0.00
30	RBL Bank	0	0.00	0	0.00	0.00	0	0.00
31	South Indian Bank	26	94.23	3	11.30	0.29	0	0.00
32	Kotak Mahindra Bank	4	4.12	4	4.12	0.00	4	4.12
33	Yes Bank	0	0.00	0	0.00	0.00	0	0.00
34	Tamilnadu Mer. Bank	9	21.26	0	0.00	0.00	0	0.00
	PRIVATE SECTOR BANKS TOTAL	4338	24153.20	483	2667.67	173.54	64	164.27
	COMMERCIAL BANKS TOTAL	52909	308354.76	7329	27882.41	15765.79	5611	14477.40
35	TS Co-op Apex Bank	901	7482	95	284.48	240.26	19	206.15
36	A P Mahesh Co-op Bank	1490	4018.98	8	101.26	19.45	1	6.61
	Co-OPERATIVE BANKS TOTAL	2391	11500.61	103	385.74	259.71	20	212.76
37	APGVB	1125	4285.31	187	413.65	97.49	132	182.57
38	Telangana Grameena Bank	502	1119.34	49	229.91	7.70	163	207.76
	REGIONAL RURAL BANKS TOTAL	1627	5404.65	236	643.56	105.19	295	390.33
39	Equitas Bank	0	0.00	0	0.00	0.00	0	0.00
	SMALL FINANCE BANKS TOTAL	0	0.00	0	0.00	0.00	0	0.00
40	APSFC	0	0.00	0	0.00	0.00	0	0.00
	OTHERS TOTAL	0	0.00	0	0.00	0.00	0	0.00
	GRAND TOTAL	56927	325260.02	7668	28911.71	16130.69	5926	15080.49

Housing Loans (Priority) - Bank wise outstanding, overdues & NPAs as on 30.06.2020 (Rs. In lac)

Sl.No	Name of the Bank	Outstanding		Overdues			NPAs	
		No. of a/c	Amount	No. of a/c	Total Balance in overdue accounts	Actual overdue amount	No. of a/c	Amount
1	Bank Of Baroda	8735	163125.49	555	5916.36	5916.36	262	1271.71
2	Bank of India	5232	67410.95	802	9175.00	920.00	469	892.00
3	Bank of Maharashtra	1591	28187.90	1014	1746.08	0.00	83	104.34
4	Canara Bank	13222	99539.41	6497	40888.64	32828.00	5348	31234.88
5	Central Bank of India	5417	83157.38	1549	9335.89	939.06	1180	841.60
6	Indian Bank	2466	135690.00	619	648.00	211.00	27	102.00
7	Indian Overseas Bank	7140	90191.34	376	3485.65	88.65	371	4052.65
8	Punjab National Bank	5675	66541.45	167	1862.33	18.41	74	202.25
9	Punjab & Sind Bank	282	4879.29	0	0.00	0.00	9	89.66
10	UCO Bank	1943	23209.00	186	2019.00	2019.00	150	1869.00
11	Union Bank Of India	37972	335688.20	9093	49217.81	10129.06	28699	6294.31
12	State Bank of India	91670	1122455.00	6044	48926.00	15325.00	1720	9269.00
	PUBLIC SECTOR BANKS TOTAL	181345	2220075.41	26902	173220.76	68394.54	38392	56223.40
13	Axis Bank	7238	43404.00	3131	5963.60	343.38	19	89.14
14	Bhandhan Bank	344	2551.78	0	0.00	0.00	0	0.00
15	CSB Bank	12	113.15	0	0.00	0.00	0	0.00
16	City Union Bank	305	2659.79	5	61.22	4.77	7	57.67
17	DCB Bank	1041	13635.03	136	1653.11	12.77	3	33.08
18	Dhanalaxmi Bank	165	1925.83	59	720.72	5.67	2	8.62
19	Federal Bank	948	9995.00	76	843.00	843.00	33	259.00
20	HDFC Bank	21997	211961.45	516	681.20	402.76	68	71.17
21	ICICI Bank	12868	152504.30	0	0.00	0.00	0	0.00
22	IDBI Bank	8908	106818.55	0	0.00	0.00	89	681.18
23	IDFC First Bank	305	4997.00	0	0.00	0.00	0	0.00
24	Indusind Bank	511	6565.63	0	0.00	0.00	0	0.00
25	Jammu & Kashmir Bank	60	1033.00	3	36.00	36.00	3	36.00
26	Karnataka Bank	1763	29759.92	41	259.72	259.72	41	259.72
27	Karur Vysya Bank	1133	13291.00	5	18.00	2.50	4	57.00
28	KBSLAB	114	258.97	9	9.30	0.72	0	0.00
29	Laxmi Vilas Bank	112	1237.55	5	90.15	0.71	1	1.54
30	RBL Bank	32	246.00	8	15.00	15.00	2	13.00
31	South Indian Bank	619	7391.97	122	1409.70	23.43	19	179.82
32	Kotak Mahindra Bank	587	905.80	185	212.78	0.00	185	212.78
33	Yes Bank	1375	12100.00	0	0.00	0.00	2	52.00
34	Tamilnadu Mer. Bank	147	1623.54	0	0.00	0.00	0	0.00
	PRIVATE SECTOR BANKS TOTAL	60584	624979.26	4301	11973.50	1950.43	478	2011.72
	COMMERCIAL BANKS TOTAL	241929	2845054.67	31203	185194.26	70344.97	38870	58235.12
35	TS Co-op Apex Bank	2145	16696.21	74	164.04	121.51	0	0.00
36	A P Mahesh Co-op Bank	653	7801.78	75	2045.76	243.86	26	208.19
	Co-OPERATIVE BANKS TOTAL	2798	24497.99	149	2209.80	365.37	26	208.19
37	APGVB	13254	157545.82	613	4516.89	203.11	229	410.73
38	Telangana Grameena Bank	7949	70024.57	930	9696.69	151.96	1102	1215.83
	REGIONAL RURAL BANKS TOTAL	21203	227570.39	1543	14213.58	355.07	1331	1626.56
39	Equitas Bank	60	915.00	18	268.00	268.00	0	0.00
	SMALL FINANCE BANKS TOTAL	60	915.00	18	268.00	268.00	0	0.00
40	APSFC	0	0.00	0	0.00	0.00	0	0.00
	OTHERS TOTAL	0	0.00	0	0.00	0.00	0	0.00
	GRAND TOTAL	265990	3098038.05	32913	201885.64	71333.41	40227	60069.87

SOCIAL INFRASTRUCTURE - BANK-WISE PERFORMANCE AS ON 30.06.2020

(Rs. In lac)

Sl.No	Name of the Bank	Outstanding		Disbursement		Overdue Position			NPAs position	
		No. of a/c	Amount	No. of a/c	Amount	No. of a/c	Total Balance in overdue accounts	Actual overdue amount	No. of a/c	Amount
1	Bank Of Baroda	0	0.00	0	0.00	0	0.00	0.00	0	0.00
2	Bank of India	0	0.00	0	0.00	0	0.00	0.00	0	0.00
3	Bank of Maharashtra	2	1000.00	0	0.00	0	0.00	0.00	0	0.00
4	Canara Bank	469	68.66	0	0.00	40	2.48	2.48	22	0.63
5	Central Bank of India	0	0.00	0	0.00	0	0.00	0.00	0	0.00
6	Indian Bank	0	0.00	0	0.00	0	0.00	0.00	0	0.00
7	Indian Overseas Bank	0	0.00	0	0.00	0	0.00	0.00	0	0.00
8	Punjab National Bank	0	0.00	0	0.00	0	0.00	0.00	3	0.51
9	Punjab & Sind Bank	2	44.83	0	0.00	0	0.00	0.00	0	0.00
10	UCO Bank	0	0.00	0	0.00	0	0.00	0.00	0	0.00
11	Union Bank Of India	75	1933.24	9	121.39	1	2.08	0.61	0	0.00
12	State Bank of India	47	914.00	10	44.00	22	206.00	64.00	5	32.00
	PUBLIC SECTOR BANKS TOTAL	595	3960.73	19	165.39	63	210.56	67.09	30	33.14
13	Axis Bank	0	0.00	0	0.00	0	0.00	0.00	0	0.00
14	Bhandhan Bank	0	0.00	0	0.00	0	0.00	0.00	0	0.00
15	CSB Bank	0	0.00	0	0.00	0	0.00	0.00	0	0.00
16	City Union Bank	0	0.00	0	0.00	0	0.00	0.00	0	0.00
17	DCB Bank	18	1499.06	0	0.00	4	316.74	6.77	0	0.00
18	Dhanalaxmi Bank	0	0.00	0	0.00	0	0.00	0.00	0	0.00
19	Federal Bank	0	0.00	0	0.00	0	0.00	0.00	0	0.00
20	HDFC Bank	0	0.00	0	0.00	0	0.00	0.00	0	0.00
21	ICICI Bank	0	0.00	0	0.00	0	0.00	0.00	0	0.00
22	IDBI Bank	0	0.00	0	0.00	0	0.00	0.00	0	0.00
23	IDFC First Bank	0	0.00	0	0.00	0	0.00	0.00	0	0.00
24	Indusind Bank	0	0.00	0	0.00	0	0.00	0.00	0	0.00
25	Jammu & Kashmir Bank	0	0.00	0	0.00	0	0.00	0.00	0	0.00
26	Karnataka Bank	0	0.00	0	0.00	0	0.00	0.00	0	0.00
27	Karur Vysya Bank	0	0.00	0	0.00	0	0.00	0.00	0	0.00
28	KBSLAB	0	0.00	0	0.00	0	0.00	0.00	0	0.00
29	Laxmi Vilas Bank	0	0.00	0	0.00	0	0.00	0.00	0	0.00
30	RBL Bank	0	0.00	0	0.00	0	0.00	0.00	0	0.00
31	South Indian Bank	1	141.84	0	0.00	0	0.00	0.00	0	0.00
32	Kotak Mahindra Bank	0	0.00	0	0.00	0	0.00	0.00	0	0.00
33	Yes Bank	0	0.00	0	0.00	0	0.00	0.00	0	0.00
34	Tamilnadu Mer. Bank	0	0.00	0	0.00	0	0.00	0.00	0	0.00
	PRIVATE SECTOR BANKS TOTAL	19	1640.90	0	0.00	4	316.74	6.77	0	0.00
	COMMERCIAL BANKS TOTAL	614	5601.63	19	165.39	67	527.30	73.86	30	33.14
35	TS Co-op Apex Bank	0	0.00	0	0.00	0	0.00	0.00	0	0.00
36	A P Mahesh Co-op Bank	0	0.00	0	0.00	0	0.00	0.00	0	0.00
	Co-OPERATIVE BANKS TOTAL	0	0.00	0	0.00	0	0.00	0.00	0	0.00
37	APGVB	0	0.00	0	0.00	0	0.00	0.00	0	0.00
38	Telangana Grameena Bank	0	0.00	0	0.00	0	0.00	0.00	0	0.00
	REGIONAL RURAL BANKS TOTAL	0	0.00	0	0.00	0	0.00	0.00	0	0.00
39	Equitas Bank	0	0.00	0	0.00	0	0.00	0.00	0	0.00
	SMALL FINANCE BANKS TOTAL	0	0.00	0	0.00	0	0.00	0.00	0	0.00
40	APSFC	0	0.00	0	0.00	0	0.00	0.00	0	0.00
	OTHERS TOTAL	0	0.00	0	0.00	0	0.00	0.00	0	0.00
	GRAND TOTAL	614	5601.63	19	165.39	67	527.30	73.86	30	33.14

Bank wise Weaver Credit Cards, overdues & NPAs as on 30.06.2020

(Rs. In lac)

Sl.No	Name of the Bank	Outstanding		Overdues		NPAs		
		No. of a/c	Amount	No. of a/c	Total Balance in overdue accounts	Actual overdue amount	No. of a/c	Amount
1	Bank Of Baroda	0	0.00	0	0.00	0.00	0	0.00
2	Bank of India	0	0.00	0	0.00	0.00	0	0.00
3	Bank of Maharashtra	0	0.00	0	0.00	0.00	0	0.00
4	Canara Bank	6291	7526.18	726	813.38	296.04	95	25.88
5	Central Bank of India	0	0.00	0	0.00	0.00	0	0.00
6	Indian Bank	40	25.20	16	8.40	0.84	24	12.60
7	Indian Overseas Bank	0	0.00	0	0.00	0.00	0	0.00
8	Punjab National Bank	0	0.00	0	0.00	0.00	0	0.00
9	Punjab & Sind Bank	0	0.00	0	0.00	0.00	0	0.00
10	UCO Bank	0	0.00	0	0.00	0.00	0	0.00
11	Union Bank Of India	212	120.20	22	22.15	9.99	23	7.82
12	State Bank of India	0	0.00	0	0.00	0.00	0	0.00
	PUBLIC SECTOR BANKS TOTAL	6543	7671.58	764	843.93	306.87	142	46.30
13	Axis Bank	0	0.00	0	0.00	0.00	0	0.00
14	Bhandhan Bank	0	0.00	0	0.00	0.00	0	0.00
15	CSB Bank	0	0.00	0	0.00	0.00	0	0.00
16	City Union Bank	0	0.00	0	0.00	0.00	0	0.00
17	DCB Bank	0	0.00	0	0.00	0.00	0	0.00
18	Dhanalaxmi Bank	0	0.00	0	0.00	0.00	0	0.00
19	Federal Bank	0	0.00	0	0.00	0.00	0	0.00
20	HDFC Bank	0	0.00	0	0.00	0.00	0	0.00
21	ICICI Bank	0	0.00	0	0.00	0.00	0	0.00
22	IDBI Bank	33	15.23	0	0.00	0.00	27	12.55
23	IDFC First Bank	0	0.00	0	0.00	0.00	0	0.00
24	Indusind Bank	0	0.00	0	0.00	0.00	0	0.00
25	Jammu & Kashmir Bank	0	0.00	0	0.00	0.00	0	0.00
26	Karnataka Bank	0	0.00	0	0.00	0.00	0	0.00
27	Karur Vysya Bank	0	0.00	0	0.00	0.00	0	0.00
28	KBSLAB	0	0.00	0	0.00	0.00	0	0.00
29	Laxmi Vilas Bank	0	0.00	0	0.00	0.00	0	0.00
30	RBL Bank	0	0.00	0	0.00	0.00	0	0.00
31	South Indian Bank	0	0.00	0	0.00	0.00	0	0.00
32	Kotak Mahindra Bank	0	0.00	0	0.00	0.00	0	0.00
33	Yes Bank	0	0.00	0	0.00	0.00	0	0.00
34	Tamilnadu Mer. Bank	0	0.00	0	0.00	0.00	0	0.00
	PRIVATE SECTOR BANKS TOTAL	33	15.23	0	0.00	0.00	27	12.55
	COMMERCIAL BANKS TOTAL	6576	7686.81	764	843.93	306.87	169	58.85
35	TS Co-op Apex Bank	0	0.00	0	0.00	0.00	0	0.00
36	A P Mahesh Co-op Bank	0	0.00	0	0.00	0.00	0	0.00
	Co-OPERATIVE BANKS TOTAL	0	0.00	0	0.00	0.00	0	0.00
37	APGVB	0	0.00	0	0.00	0.00	0	0.00
38	Telangana Grameena Bank	0	0.00	0	0.00	0.00	0	0.00
	REGIONAL RURAL BANKS TOTAL	0	0.00	0	0.00	0.00	0	0.00
39	Equitas Bank	0	0.00	0	0.00	0.00	0	0.00
	SMALL FINANCE BANKS TOTAL	0	0.00	0	0.00	0.00	0	0.00
40	APSFC	0	0.00	0	0.00	0.00	0	0.00
	OTHERS TOTAL	0	0.00	0	0.00	0.00	0	0.00
	GRAND TOTAL	6576	7686.81	764	843.93	306.87	169	58.85

Bank wise NPAs under MSME sector as on 30.06.2020


(Rs. In lac)

Sl.No	Name of the Bank	Priority sector		Non-Priority sector		Total NPAs	
		No. of a/c	Amount	No. of a/c	Amount	No. of a/c	Amount
1	Bank Of Baroda	3345	33695.78	0	0.00	3345	33695.78
2	Bank of India	4363	61393.53	0	0.00	4363	61393.53
3	Bank of Maharashtra	431	6311.80	0	0.00	431	6311.80
4	Canara Bank	4204	45693.26	0	0.00	4204	45693.26
5	Central Bank of India	1949	9642.06	0	0.00	1949	9642.06
6	Indian Bank	1268	1279.00	0	0.00	1268	1279.00
7	Indian Overseas Bank	3499	19911.46	0	0.00	3499	19911.46
8	Punjab National Bank	1185	16644.73	0	0.00	1185	16644.73
9	Punjab & Sind Bank	0	0.00	0	0.00	0	0.00
10	UCO Bank	778	27507.00	0	0.00	778	27507.00
11	Union Bank Of India	18884	123037.19	0	0.00	18884	123037.19
12	State Bank of India	39657	157754.00	0	0.00	39657	157754.00
	PUBLIC SECTOR BANKS TOTAL	79563	502869.81	0	0.00	79563	502869.81
13	Axis Bank	81	1590.42	0	0.00	81	1590.42
14	Bhandhan Bank	0	0.00	0	0.00	0	0.00
15	CSB Bank	0	0.00	0	0.00	0	0.00
16	City Union Bank	31	1820.23	0	0.00	31	1820.23
17	DCB Bank	21	194.76	0	0.00	21	194.76
18	Dhanalaxmi Bank	3	658.02	0	0.00	3	658.02
19	Federal Bank	36	1476.00	0	0.00	36	1476.00
20	HDFC Bank	1038	7395.36	0	0.00	1038	7395.36
21	ICICI Bank	611	6173.38	0	0.00	611	6173.38
22	IDBI Bank	537	9096.27	0	0.00	537	9096.27
23	IDFC First Bank	0	0.00	0	0.00	0	0.00
24	Indusind Bank	1408	12834.77	0	0.00	1408	12834.77
25	Jammu & Kashmir Bank	51	277.00	0	0.00	51	277.00
26	Karnataka Bank	164	2777.28	0	0.00	164	2777.28
27	Karur Vysya Bank	47	2339.00	0	0.00	47	2339.00
28	KBSLAB	264	91.52	0	0.00	264	91.52
29	Laxmi Vilas Bank	46	1017.37	0	0.00	46	1017.37
30	RBL Bank	351	1416.00	0	0.00	351	1416.00
31	South Indian Bank	64	5799.09	0	0.00	64	5799.09
32	Kotak Mahindra Bank	234	3061.53	0	0.00	234	3061.53
33	Yes Bank	88	2661.00	0	0.00	88	2661.00
34	Tamilnadu Mer. Bank	15	2332.86	0	0.00	15	2332.86
	PRIVATE SECTOR BANKS TOTAL	5090	63011.87	0	0.00	5090	63011.87
	COMMERCIAL BANKS TOTAL	84653	565881.68	0	0.00	84653	565881.68
35	TS Co-op Apex Bank	155	178.67	0	0.00	155	178.67
36	A P Mahesh Co-op Bank	135	3373.25	0	0.00	135	3373.25
	Co-OPERATIVE BANKS TOTAL	290	3551.92	0	0.00	290	3551.92
37	APGVV	6724	2684.95	0	0.00	6724	2684.95
38	Telangana Grameena Bank	9189	2712.85	0	0.00	9189	2712.85
	REGIONAL RURAL BANKS TOTAL	15913	5397.80	0	0.00	15913	5397.80
39	Equitas Bank	82	378.00	0	0.00	82	378.00
	SMALL FINANCE BANKS TOTAL	82	378.00	0	0.00	82	378.00
40	APSFC	131	7461.37	0	0.00	131	7461.37
	OTHERS TOTAL	131	7461.37	0	0.00	131	7461.37
	GRAND TOTAL	101069	582670.77	0	0.00	101069	582670.77

BANK-WISE - LOAN ELIGIBILITY CARD HOLDERS (Tenant Farmers) AS ON 30.06.2020

Sl.No	Name of the Bank	Outstanding		Disbursement		Overdue			NPAs	
		No. of a/c	Amount	No. of a/c	Amount	No. of a/c	Total Balance in overdue accounts	Actual overdue amount	No. of a/c	Amount
1	Bank Of Baroda	0	0.00	0	0.00	0	0.00	0.00	0	0.00
2	Bank of India	0	0.00	0	0.00	0	0.00	0.00	0	0.00
3	Bank of Maharashtra	16	24.00	0	0.00	0	0.00	0.00	0	0.00
4	Canara Bank	16143	6933.88	13	5.59	118	64.26	64.26	15946	6833.58
5	Central Bank of India	0	0.00	0	0.00	0	0.00	0.00	0	0.00
6	Indian Bank	546	183.23	0	0.00	0	0.00	0.00	316	161.70
7	Indian Overseas Bank	0	0.00	0	0.00	0	0.00	0.00	0	0.00
8	Punjab National Bank	0	0.00	0	0.00	0	0.00	0.00	0	0.00
9	Punjab & Sind Bank	0	0.00	0	0.00	0	0.00	0.00	0	0.00
10	UCO Bank	0	0.00	0	0.00	0	0.00	0.00	0	0.00
11	Union Bank Of India	629	200	8	4	468	187.86	158.59	264	72.11
12	State Bank of India	53618	21914.00	0	0.00	0	2536.00	702.00	51082	21212.00
	PUBLIC SECTOR BANKS TOTAL	70952	29255.19	21	9.29	586	2788.12	924.85	67608	28279.39
13	Axis Bank	0	0.00	0	0.00	0	0.00	0.00	0	0.00
14	Bhandhan Bank	0	0.00	0	0.00	0	0.00	0.00	0	0.00
15	CSB Bank	0	0.00	0	0.00	0	0.00	0.00	0	0.00
16	City Union Bank	0	0.00	0	0.00	0	0.00	0.00	0	0.00
17	DCB Bank	0	0.00	0	0.00	0	0.00	0.00	0	0.00
18	Dhanalaxmi Bank	0	0.00	0	0.00	0	0.00	0.00	0	0.00
19	Federal Bank	0	0.00	0	0.00	0	0.00	0.00	0	0.00
20	HDFC Bank	0	0.00	0	0.00	0	0.00	0.00	0	0.00
21	ICICI Bank	0	0.00	0	0.00	0	0.00	0.00	0	0.00
22	IDBI Bank	0	0.00	0	0.00	0	0.00	0.00	0	0.00
23	IDFC First Bank	0	0.00	0	0.00	0	0.00	0.00	0	0.00
24	Indusind Bank	0	0.00	0	0.00	0	0.00	0.00	0	0.00
25	Jammu & Kashmir Bank	0	0.00	0	0.00	0	0.00	0.00	0	0.00
26	Karnataka Bank	0	0.00	0	0.00	0	0.00	0.00	0	0.00
27	Karur Vysya Bank	0	0.00	0	0.00	0	0.00	0.00	0	0.00
28	KBSLAB	0	0.00	0	0.00	0	0.00	0.00	0	0.00
29	Laxmi Vilas Bank	0	0.00	0	0.00	0	0.00	0.00	0	0.00
30	RBL Bank	0	0.00	0	0.00	0	0.00	0.00	0	0.00
31	South Indian Bank	0	0.00	0	0.00	0	0.00	0.00	0	0.00
32	Kotak Mahindra Bank	0	0.00	0	0.00	0	0.00	0.00	0	0.00
33	Yes Bank	0	0.00	0	0.00	0	0.00	0.00	0	0.00
34	Tamilnadu Mer. Bank	0	0.00	0	0.00	0	0.00	0.00	0	0.00
	PRIVATE SECTOR BANKS TOTAL	0	0.00	0	0.00	0	0.00	0.00	0	0.00
	COMMERCIAL BANKS TOTAL	70952	29255.19	21	9.29	586	2788.12	924.85	67608	28279.39
35	TS Co-op Apex Bank	0	0.00	0	0.00	0	0.00	0.00	0	0.00
36	A P Mahesh Co-op Bank	0	0.00	0	0.00	0	0.00	0.00	0	0.00
	Co-OPERATIVE BANKS TOTAL	0	0.00	0	0.00	0	0.00	0.00	0	0.00
37	APGVB	2546	518.37	9.00	8.65	61	23.18	9.57	31	14.86
38	Telangana Grameena Bank	398	159.04	6	6.22	87	55.12	55.12	261	73.86
	REGIONAL RURAL BANKS TOTAL	2944	677.41	15	14.87	148	78.30	64.69	292	88.72
39	Equitas Bank	0	0.00	0	0.00	0	0.00	0.00	0	0.00
	SMALL FINANCE BANKS TOTAL	0	0.00	0	0.00	0	0.00	0.00	0	0.00
40	APSFC	0	0.00	0	0.00	0	0.00	0.00	0	0.00
	OTHERS TOTAL	0	0.00	0	0.00	0	0.00	0.00	0	0.00
	GRAND TOTAL	73896	29932.60	36	24.16	734	2866.42	989.54	67900	28368.11

SLBC TELANGANA


CONVENOR : 

BANK WISE / DISTRICT WISE NUMBER OF BRANCHES AS ON 30.06.2020

ANNEXURE 44

Sl.No	Name of the Bank	Adilabad	Bhadradri	Hyderabad	Jagtial	Jangaon	Jayashakar	Jogulamba	Kamareddy	Karimnagar	Khammam	Komaram	Mahabub abad	Mahabubna gar	Mancherial	Medak
1	Bank Of Baroda	2	4	72	3	2	0	0	2	5	4	0	0	4	2	1
2	Bank of India	1	0	20	0	0	0	0	0	1	1	0	1	1	0	0
3	Bank of Maharashtra	5	0	5	0	0	0	0	0	1	1	0	0	1	0	0
4	Canara Bank	4	3	82	5	2	1	4	14	7	7	0	3	5	3	3
5	Central Bank of India	1	2	29	1	2	0	1	1	2	3	0	0	2	1	4
6	Indian Bank	3	1	41	4	2	0	3	1	14	3	1	4	4	1	6
7	Indian Overseas Bank	0	3	28	2	1	0	0	3	3	8	1	2	3	1	1
8	Punjab National Bank	1	1	54	1	2	1	0	1	3	3	0	0	5	2	1
9	Punjab & Sind Bank	0	0	5	0	0	0	0	0	0	0	0	0	0	0	0
10	UCO Bank	1	0	13	0	0	0	0	0	1	1	0	0	1	0	1
11	Union Bank Of India	6	18	163	17	6	10	10	18	39	31	4	11	17	15	11
12	State Bank of India	16	40	197	15	10	5	10	23	31	44	12	15	34	18	23
	PUBLIC SECTOR BANKS TOTAL	40	72	709	48	27	17	28	63	107	106	18	36	77	43	51
13	Axis Bank	1	3	54	2	1	1	1	1	4	5	0	1	2	2	1
14	Bhandhan Bank	1	1	6	2	2	0	0	2	2	3	0	0	0	1	1
15	CSB Bank	0	0	3	0	0	0	0	0	0	0	0	0	0	0	0
16	City Union Bank	2	0	9	0	0	0	0	0	2	1	0	0	1	1	0
17	DCB Bank	1	0	4	1	0	1	0	0	3	2	0	0	1	1	0
18	Dhanalaxmi Bank	0	0	3	0	0	0	0	0	0	1	0	0	0	0	0
19	Federal Bank	0	0	6	0	0	0	0	0	0	1	0	0	0	0	0
20	HDFC Bank	1	3	54	7	1	1	2	2	10	4	0	1	2	3	2
21	ICICI Bank	1	1	59	7	3	1	3	1	10	2	1	1	5	1	10
22	IDBI Bank	1	0	9	1	1	0	0	0	1	2	0	0	1	1	1
23	IDFC First Bank	0	0	11	0	0	0	0	0	0	0	0	0	0	0	1
24	Indusind Bank	1	1	27	1	0	0	1	0	4	2	0	1	3	1	2
25	Jammu & Kashmir Bank	0	0	3	0	0	0	0	0	0	0	0	0	0	0	0
26	Karnataka Bank	0	0	7	0	0	0	0	0	1	1	0	0	1	0	0
27	Karur Vysya Bank	1	2	15	1	0	0	0	1	2	1	0	0	2	1	1
28	KBSLAB	0	0	0	0	0	0	2	0	0	0	0	0	2	0	0
29	Laxmi Vilas Bank	1	1	12	1	1	1	0	0	2	3	1	0	2	2	0
30	RBL Bank	0	0	13	0	0	0	0	0	0	0	0	0	0	0	0
31	South Indian Bank	0	0	6	0	0	0	0	0	1	0	0	0	0	1	0
32	Kotak Mahindra Bank	0	1	22	0	1	0	1	2	5	3	0	0	2	1	0
33	Yes Bank	0	0	14	0	0	0	0	0	0	0	0	0	0	0	0
34	Tamilnadu Mer. Bank	0	0	6	0	0	0	0	0	0	0	0	0	0	0	0
	PRIVATE SECTOR BANKS TOTAL	11	13	343	23	10	5	10	9	47	31	2	4	24	16	19
	COMMERCIAL BANKS TOTAL	51	85	1052	71	37	22	38	72	154	137	20	40	101	59	70
35	TS Co-op Apex Bank	13	17	45	15	3	3	4	29	21	29	9	7	4	10	13
36	A P Mahesh Co-op Bank	0	0	24	0	0	0	0	0	1	1	0	0	0	0	0
	Co-OPERATIVE BANKS TOTAL	13	17	69	15	3	3	4	29	22	30	9	7	4	10	13
37	APGVB	0	42	0	0	12	9	11	0	0	53	0	13	25	0	21
38	Telangana Grameena Bank	37	0	13	29	0	6	0	28	34	0	19	0	1	34	0
	REGIONAL RURAL BANKS TOTAL	37	42	13	29	12	15	11	28	34	53	19	13	26	34	21
39	Equitas Bank	0	0	7	0	0	0	0	0	1	1	0	0	1	0	0
	SMALL FINANCE BANKS TOTAL	0	0	7	0	0	0	0	0	1	1	0	0	1	0	0
40	APSCFC	1	0	1	0	0	0	0	0	1	1	0	1	0	0	1
	OTHERS TOTAL	1	0	1	0	0	0	0	0	1	1	0	1	0	0	1
	GRAND TOTAL	102	144	1142	115	52	40	53	129	212	222	48	61	132	103	105

SLBC TELANGANA

CONVENOR :  SBI

BANK WISE / DISTRICT WISE NUMBER C

ANNEXURE 44

Sl.No	Name of the Bank	Medchal	Mulugu	Nagarkurnool	Nalgonda	Narayanpet	Nirmal	Nizamabad	Peddapalli	Sricilla-rajanna	RR Dist	Sangareddy	siddipet	Suryapet	Vikarabad	Wanaparthy	Warangal rural	Warangal urban	Yadadri	Total
1	Bank Of Baroda	24	0	2	5	0	1	12	1	3	32	7	3	7	4	1	0	6	0	209
2	Bank of India	14	0	0	2	0	1	2	1	0	13	2	1	2	0	0	0	3	0	66
3	Bank of Maharashtra	4	0	0	0	0	1	1	0	0	6	0	0	1	0	0	0	1	0	27
4	Canara Bank	51	5	1	14	2	2	21	1	1	70	15	5	15	6	0	6	13	12	383
5	Central Bank of India	10	0	1	6	0	0	1	0	0	7	4	2	2	1	0	1	3	6	93
6	Indian Bank	21	0	0	5	0	1	8	3	1	18	2	3	3	0	0	0	9	2	164
7	Indian Overseas Bank	13	0	1	3	1	1	4	4	2	10	4	1	2	0	2	5	6	1	116
8	Punjab National Bank	18	1	1	7	0	0	5	0	2	16	5	3	2	0	0	1	6	1	143
9	Punjab & Sind Bank	1	0	0	0	0	0	0	0	0	0	0	0	0	0	0	0	1	0	7
10	UCO Bank	4	0	1	2	1	0	1	0	0	5	2	1	1	0	1	0	1	0	38
11	Union Bank Of India	81	3	10	28	3	12	35	17	10	75	24	19	19	11	8	33	8	9	781
12	State Bank of India	111	8	18	43	15	18	66	26	10	135	50	22	37	24	14	13	49	19	1171
	PUBLIC SECTOR BANKS TOTAL	352	17	35	115	22	37	156	53	29	387	115	60	91	46	26	59	106	50	3198
13	Axis Bank	23	0	1	2	0	1	4	2	1	21	4	1	2	3	1	1	4	2	152
14	Bhandhan Bank	3	0	0	2	0	1	3	1	0	7	1	1	2	0	0	1	1	1	45
15	CSB Bank	0	0	0	0	0	0	0	0	0	0	0	0	0	0	0	0	0	0	3
16	City Union Bank	5	0	0	1	0	0	2	0	0	6	1	0	0	0	0	0	2	0	33
17	DCB Bank	3	0	0	0	0	1	1	1	0	3	0	1	1	0	0	0	2	0	27
18	Dhanalaxmi Bank	1	0	0	0	0	0	1	0	0	0	0	0	0	0	0	0	0	0	6
19	Federal Bank	4	0	0	0	0	0	1	0	0	4	1	0	0	0	0	0	1	0	18
20	HDFC Bank	34	0	2	4	1	2	14	4	2	44	6	2	3	2	1	2	6	3	225
21	ICICI Bank	28	0	3	3	3	3	4	4	3	45	5	5	3	2	3	2	3	2	227
22	IDBI Bank	8	0	0	3	0	0	1	0	0	7	2	1	0	0	0	0	2	0	42
23	IDFC First Bank	0	0	0	0	0	0	0	0	0	5	0	0	0	0	0	0	1	0	18
24	Indusind Bank	5	0	2	5	0	0	1	1	0	7	2	3	1	1	0	1	2	2	77
25	Jammu & Kashmir Bank	0	0	0	0	0	0	0	0	0	0	0	0	0	0	0	0	0	0	3
26	Karnataka Bank	4	0	0	1	0	0	1	0	0	7	0	1	0	0	0	0	1	0	25
27	Karur Vysya Bank	10	0	1	2	0	1	1	0	0	8	2	1	1	0	1	0	3	1	59
28	KBSLAB	1	0	1	0	1	0	0	0	0	3	0	0	0	2	2	0	0	0	14
29	Laxmi Vilas Bank	8	0	0	0	3	0	1	0	1	4	2	1	2	2	0	0	3	0	54
30	RBL Bank	1	0	0	0	0	0	0	0	0	1	0	0	0	0	0	0	0	0	15
31	South Indian Bank	16	0	0	0	0	0	0	0	0	15	0	0	0	0	0	0	1	0	40
32	Kotak Mahindra Bank	8	1	0	1	0	0	6	0	0	11	6	1	0	1	0	2	9	0	84
33	Yes Bank	1	0	0	0	0	0	0	0	0	2	0	0	1	0	0	0	1	0	19
34	Tamilnadu Mer. Bank	0	0	0	1	0	0	0	0	0	0	0	0	1	0	0	0	0	0	8
	PRIVATE SECTOR BANKS TOTAL	163	1	10	25	8	9	41	13	7	200	32	18	17	13	8	9	42	11	1194
	COMMERCIAL BANKS TOTAL	515	18	45	140	30	46	197	66	36	587	147	78	108	59	34	68	148	61	4392
35	TS Co-op Apex Bank	6	3	5	13	3	10	34	11	14	16	20	15	9	8	3	5	5	8	410
36	A P Mahesh Co-op Bank	6	0	0	0	0	0	0	0	0	5	0	0	0	0	0	0	1	0	38
	Co-OPERATIVE BANKS TOTAL	12	3	5	13	3	10	34	11	14	21	20	15	9	8	3	5	6	8	448
37	APGVB	0	8	25	56	12	0	0	0	0	16	53	30	32	3	12	13	20	28	494
38	Telangana Grameena Bank	30	0	0	0	0	31	49	19	15	40	0	7	0	24	0	0	5	0	421
	REGIONAL RURAL BANKS TOTAL	30	8	25	56	12	31	49	19	15	56	53	37	32	27	12	13	25	28	915
39	Equitas Bank	1	0	0	1	0	0	1	0	0	0	0	0	0	0	0	0	1	0	14
	SMALL FINANCE BANKS TOTAL	1	0	0	1	0	0	1	0	0	0	0	0	0	0	0	0	1	0	14
40	APSFC	0	0	0	1	0	0	1	0	0	2	1	0	0	0	0	0	1	0	12
	OTHERS TOTAL	0	0	0	1	0	0	1	0	0	2	1	0	0	0	0	0	1	0	12
	GRAND TOTAL	558	29	75	211	45	87	282	96	65	666	221	130	149	94	49	86	181	97	5781